Hecla MINING COMPANY
125 Years SINCE 1891

Casa Berardi Tour

Strong Performance

July 27, 2016



Cautionary Statements

Cautionary Statement Regarding Forward Looking Statements,

This presentation contains "forward-looking statements" within the meaning of Section 27A of the Securities Act of 1933, as amended, and Section 21E of the Securities Exchange Act of 1934, as amended, which are intended to be covered by the safe harbor created by such sections and other applicable laws, including Canadian Securities laws. Such forward-looking statements may include, without limitation: (i) estimates of future production and sales, including as a result of the #4 Shaft Project; (ii) estimates of future costs and cash cost, after by-product credits per ounce of silver/gold, including the expected cost of the #4 Shaft project; (iii) guidance for 2016 for silver and gold production, silver equivalent production, cash cost, after by-product credits, capital expenditures and pre-development and exploration expenditures (which assumes metal prices of gold at $1,150/oz., silver at $14.50/oz., zinc at $0.75/lb. and lead at $0.80/lb. and USD/CAD assumed to be $0.75, USD/MXN assumed to be $0.06); (iv) expectations regarding the development, growth and exploration potential of the Company's projects; (v) expectations of adding reserves and resources; (vi) expected level of hydroelectric usage at Greens Creek; (vii) the possibility of increasing production due to accessing higher grade material and surface pits at Casa Berardi; (viii) possible strike extensions of veins at San Sebastian and estimates of mining, grade, recovery, free cash flow, mine life, IRR, ability to reactivate existing mill permits, production of silver, gold and silver equivalent ounces, ability to extend mine life past 18 months; (ix) estimates or expectations of future events or results are based upon certain assumptions, which may prove to be incorrect; (x) the ability to Permit and bring Rock Creek into production in 10-15 years; and (xii) expectations of grade increases at depth at Lucky Friday and the ability to complete the #4 Shaft project by Q4 2016 within the $225 Million budget. Such assumptions, include, but are not limited to: (i) there being no significant change to current geotechnical, metallurgical, hydrological and other physical conditions; (ii) permitting, development, operations and expansion of the Company's projects being consistent with current expectations and mine plans; (iii) political/regulatory developments in any jurisdiction in which the Company operates being consistent with its current expectations; (iv) the exchange rate for the Canadian dollar to the U.S. dollar, being approximately consistent with current levels; (v) certain price assumptions for gold, silver, lead and zinc; (vi) prices for key supplies being approximately consistent with current levels; (vii) the accuracy of our current mineral reserve and mineral resource estimates; and (viii) the Company's plans for development and production will proceed as expected and will not require revision as a result of risks or uncertainties, whether known, unknown or unanticipated. Where the Company expresses or implies an expectation or belief as to future events or results, such expectation or belief is expressed in good faith and believed to have a reasonable basis. However, such statements are subject to risks, uncertainties and other factors, which could cause actual results to differ materially from future results expressed, projected or implied by the "forward-looking statements." Such risks include, but are not limited to gold, silver and other metals price volatility, operating risks, currency fluctuations, increased production costs and variances in ore grade or recovery rates from those assumed in mining plans, community relations, conflict resolution and outcome of projects or oppositions, litigation, political, regulatory, labor and environmental risks, and exploration risks and results, including that mineral resources are not mineral reserves, they do not have demonstrated economic viability and there is no certainty that they can be upgraded to mineral reserves through continued exploration. For a more detailed discussion of such risks and other factors, see the Company's 2015 Form 10-K, filed on February 23, 2016 with the Securities and Exchange Commission (SEC), as well as the Company's other SEC filings. The Company does not undertake any obligation to release publicly revisions to any "forward-looking statement," including, without limitation, outlook, to reflect events or circumstances after the date of this presentation, or to reflect the occurrence of unanticipated events, except as may be required under applicable securities laws. Investors should not assume that any lack of update to a previously issued "forward-looking statement" constitutes a reaffirmation of that statement. Continued reliance on "forward-loo king statements" is at investors' own risk.

Cautionary Note Regarding Estimates of Measured, Indicated and Inferred Resources

The United States Securities and Exchange Commission (SEC) permits mining companies, in their filings with the SEC, to disclose only those mineral deposits that a company can economically and legally extract or produce. We use certain terms in this presentation, such as "resource," "measured resources," "indicated resources," and "inferred resources" that are recognized by Canadian regulations, but that SEC guidelines generally prohibit U.S. registered companies from including in their filings with the SEC, except in certain circumstances. U.S. investors are urged to consider closely the disclosure in our most recent Form 10-K and Form 10-Q. You can review and obtain copies of these filings from the SEC's website at www.sec.gov.

Qualified Person (QP) Pursuant to Canadian National Instrument 43-101

Dean McDonald, PhD. P.Geo., Senior Vice President - Exploration of Hecla Mining Company, who serves as a Qualified Person under National Instrument 43-101("NI 43-101"), supervised the preparation of the scientific and technical information concerning Hecla's mineral projects in this presentation. Information regarding data verification, surveys and investigations, quality assurance program and quality control measures and a summary of analytical or testing procedures for the Greens Creek Mine are contained in a technical report titled "Technical Report for the Greens Creek Mine" effective date March 28, 2013, and for the Lucky Friday Mine are contained in a technical report titled "Technical Report for the Lucky Friday Mine Shoshone County, Idaho, USA" effective date April 2, 2014, for Casa Berardi are contained in a technical report titled "Technical Report on the mineral resource and mineral reserve estimate for Casa Berardi Mine, Northwestern Quebec, Canada" effective date March 31, 2014 (the "Casa Berardi Technical Report"), and for the San Sebastian Mine, Mexico, are contained in a technical report prepared for Hecla titled "Technical Report for the San Sebastian Ag-Au Property, Durango, Mexico" effective date September 8k 2015 . Also included in these four technical reports is a description of the key assumptions, parameters and methods used to estimate mineral reserves and resources and a general discussion of the extent to which the estimates may be affected by any known environmental, permitting, legal, title, taxation, socio-political, marketing or other relevant factors. Copies of these technical reports are available under Hecla's and Aurizon's profiles on SEDAR at www.sedar.com. The Casa Berardi Technical Report was reviewed by Dr. McDonald on behalf of Hecla. To the best of Hecla's knowledge, information and belief, there is no new material scientific or technical information that would make the disclosure of the mineral resources and mineral reserves for Casa Berardi in this document inaccurate or misleading.

Cautionary Note Regarding Non-GAAP measures

Cash cost per ounce of silver and gold, net of by-product credits represents non-U.S. Generally Accepted Accounting Principles (GAAP) measurement. A reconciliation of this non-GAAP measure to the most comparable GAAP measurement can be found in the Appendix.

Casa Berardi – Location



Casa Berardi – A History

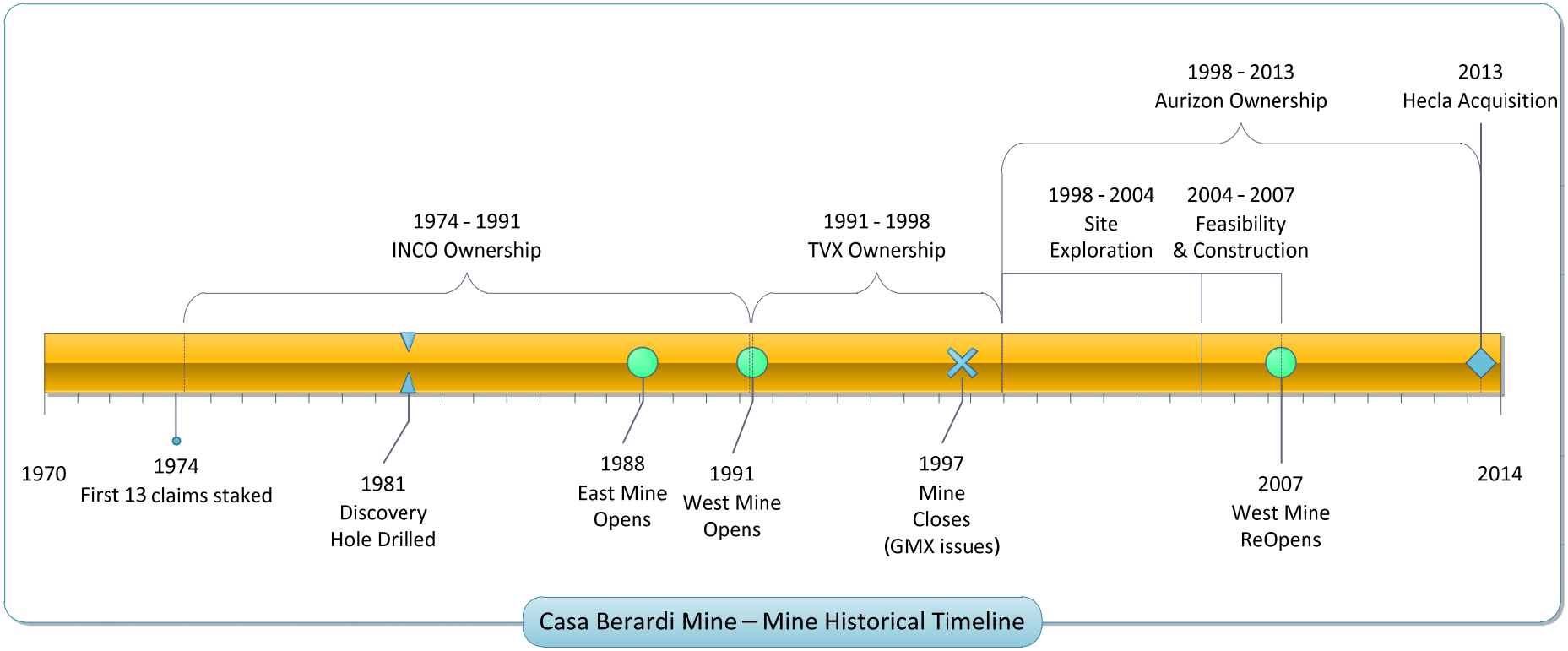

Casa Berardi Mine – Mine Historical Timeline

Casa Berardi: Quick Facts



	Gold Production		Cash cost, after by-product credits, per gold oz[1]	
2015, Q2 2016	128 koz	42 koz	$772/oz	$TBD/oz
2016E	145 koz		$700/oz	
2016E Capital	$61M (Includes $19M for EMCP pit)			
2P Reserves	1.3 Moz gold @ 0.13 oz/t gold			
M+I Resources	1.3 Moz gold @ 0.12 oz/t gold			

1. Cash cost, after by-product credits, per gold ounce represents a non-U.S. Generally Accepted Accounting Principles (GAAP) measurement, a reconciliation of which to cost of sales and other direct production costs and depreciation, depletion and amortization, the most comparable GAAP measurements, can be found in the Appendix.

Great Strides in Health and Safety

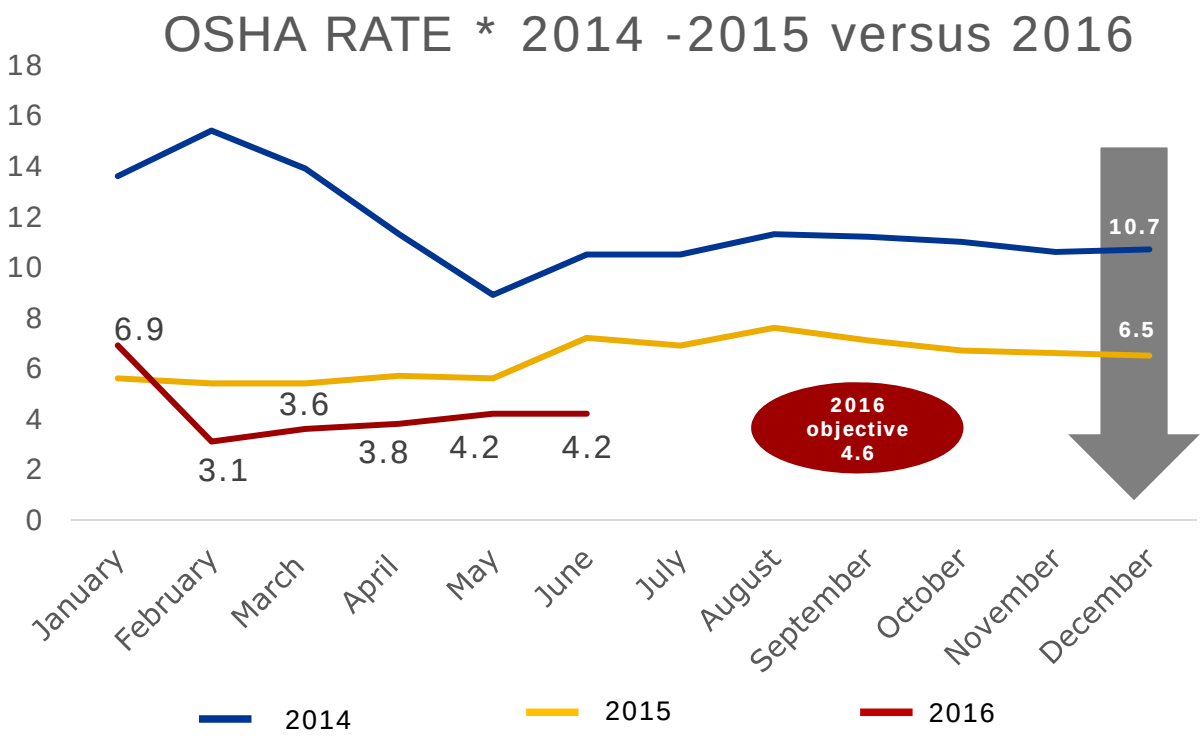

*(Lost time+ restricted work + medical aid)
x 200 000 hours / # of worked hours

- Implementation of Hecla health and safety management system
- More rigorous
- Management based on the accountability of supervision and workforce
- Focus is continuous improvement and innovation

EMCP Pit: Robust Economics*

- ✓ **Increase Production**: **~2,300** tpd (2015A) to ~**3,100** tpd (2017E), **5,000** Au oz (2016E) to **30,000** Au oz (2017E)
- ✓ **Extend Mine Life**: **5.5** year project, Principal Pit to follow
- ✓ **Lower Cost Per Ounce**: expected to decrease cost structure
- ✓ **Strong Returns**: NPV (12%) of **C$37.5M** and an IRR of **90%**; 2016 Capital = **$19M**; Total Capital = **$39M**



- Report prepared for the Company's use by Mine Development Association dated 06/26/15.
- 3100 tpd based on 93% availability

EMCP Pit – Excavation Proceeding Well



June 2016

2016 Production From Four Regions

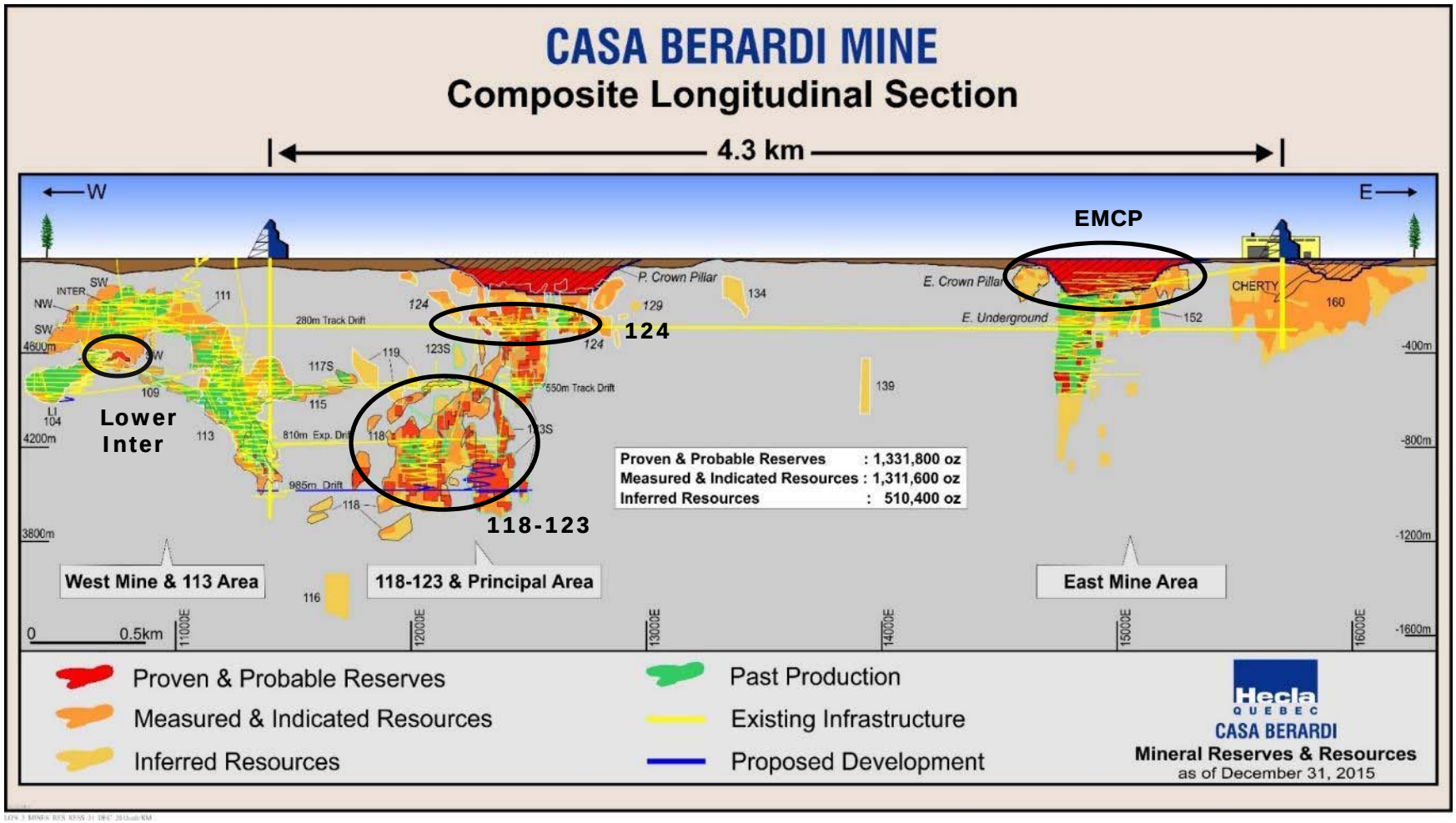

Throughput Improved 34% Since 2013

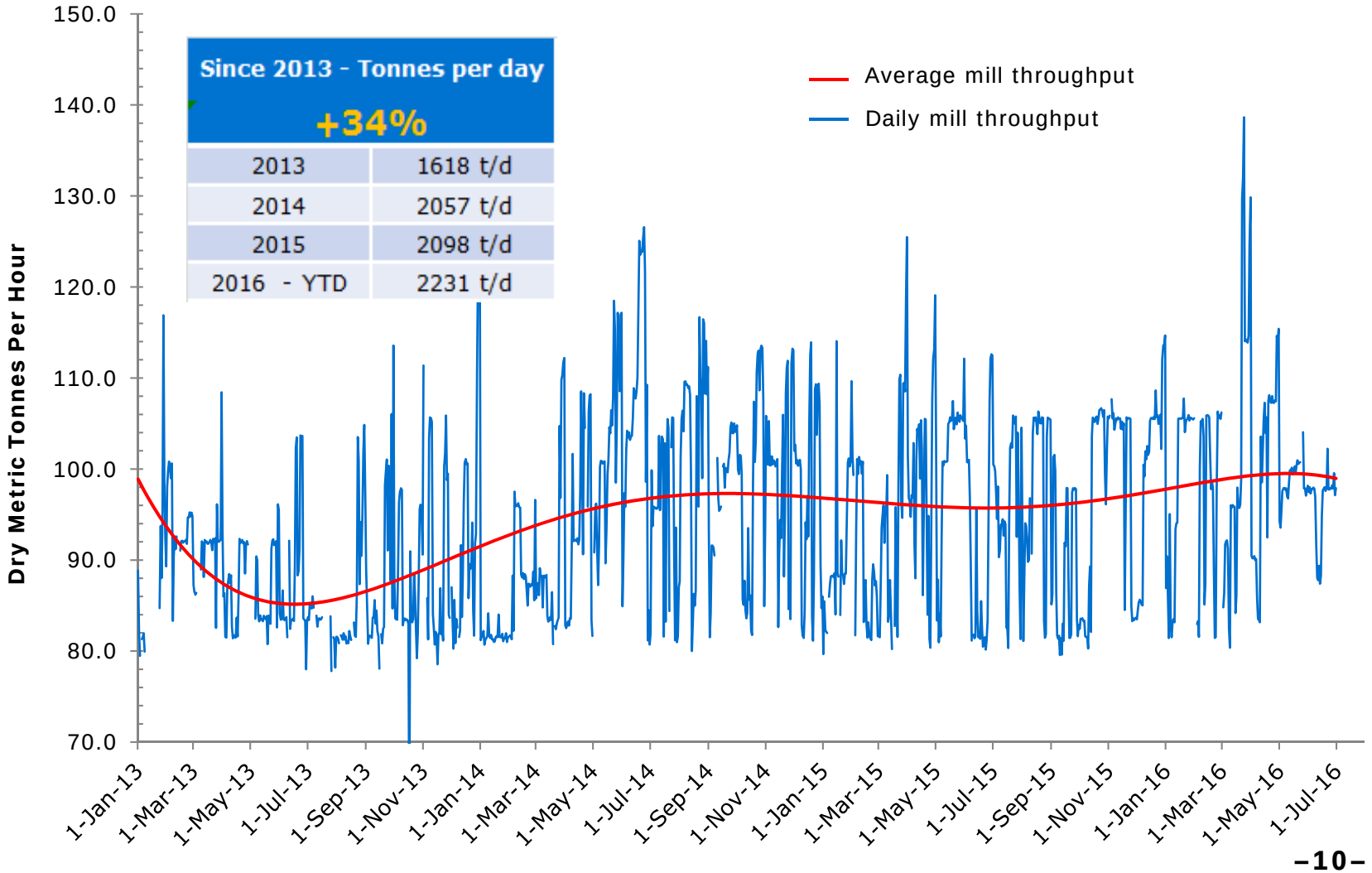

Increasing Production Predictability

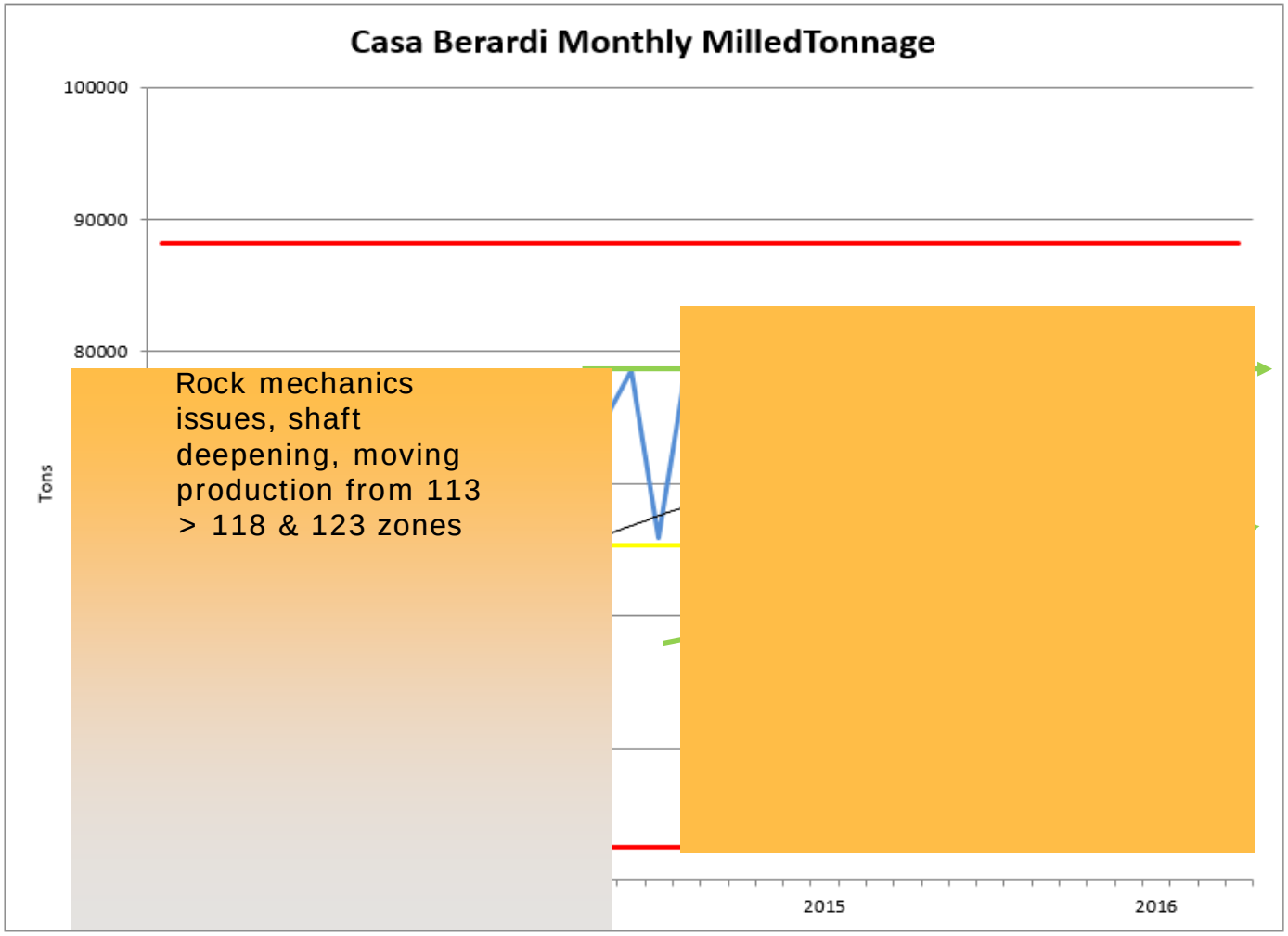

Arched Profile Increases Stability, Reduces Waste



- Better roof stability
- Reduces waste by 5% on average

Hoist / Loading / Rock Breaker Automation

- Majority of work completed with mine employees
- Cost less than $200,000
- Allows continuous operation between shifts, when blasting gases are being exhausted
- Expect increased hoisting capacity by >5%
  (From 260 to 275 skips/day = +120 tonnes/day)
- Automation enables extraction facilities to run longer
  (24 hours/day)

Automated Hoisting Increases Efficiency



BEFORE

AFTER



The hoist operator also runs the loading facilities.

Rock Breaker Operated From Surface



BEFORE

The operator runs three rock breaking facilities

AFTER



Stope (Production) Drilling Automation Adds 15m/Day

- Technology purchase: Sept.21, 2015
- Sandvik trainer training program: Nov. 25-26
- Training (8 drillers): Nov.27 – Dec.15
- Drill break in period: Nov.28 – Jan.17
- Drill fully operational: Jan. 18, 2016
- Q4 2015=10576m VS Q1 2016=11881m
- 15m/day = 2 more stopes during the year

Sandvik DL 431 - Longhole Drill



Now drilling in automatic mode between shifts:
Adds 15 meters per day

Stope Drilling Automation





- Allows drilling between shifts and during lunch time (no operator)
- 1 automated production drill in operation

Jumbo Automation (Development)



- Increases drilling accuracy
- Reduce overbreak by 5%
- Better advancement rate
- 2 automated development drills in operation

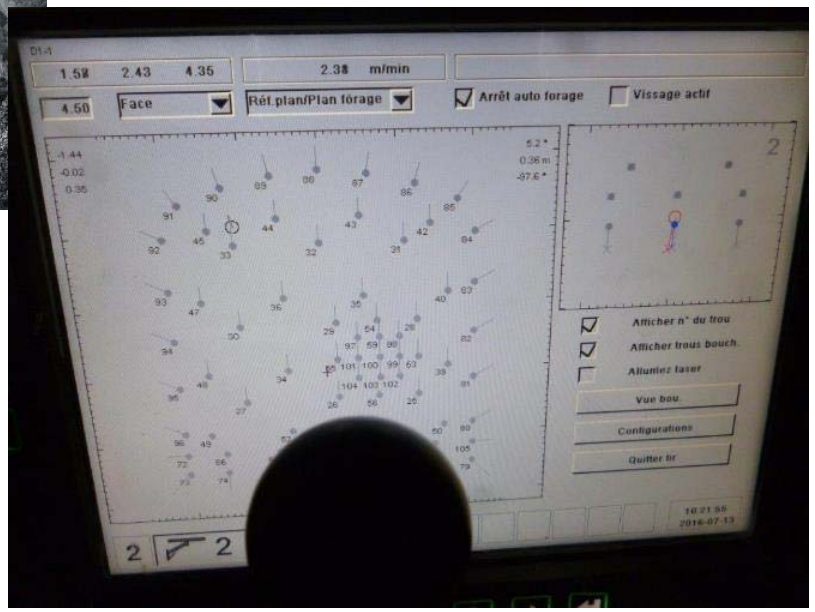

Robo Arm



- Used to load explosives into longer holes
- Doubles speed of loading explosives versus hand-loading
- Better compacting gives better fragmentation



Automated Haulage - 985 Project



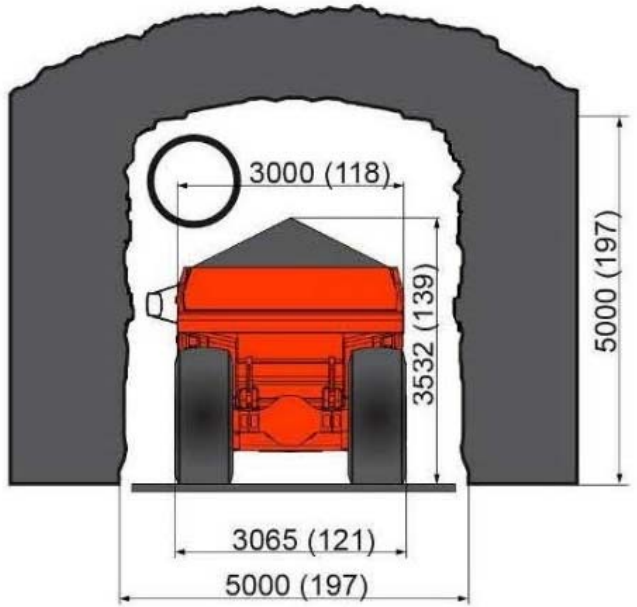

985 Project





Excavation underway

985 Project: Haulage Automation Could Reduce Costs

- Autonomous trucks save on manpower costs/maintenance
- Use gravity to improve muck flow – from the upper part of the mine to 985 level
- The haulage can operate longer (24 hours / day)
- 985 level will be next platform for extraction and exploration at depth
- Expect to use less diesel equipment going forwards

Avoca Mining Method: More Efficient

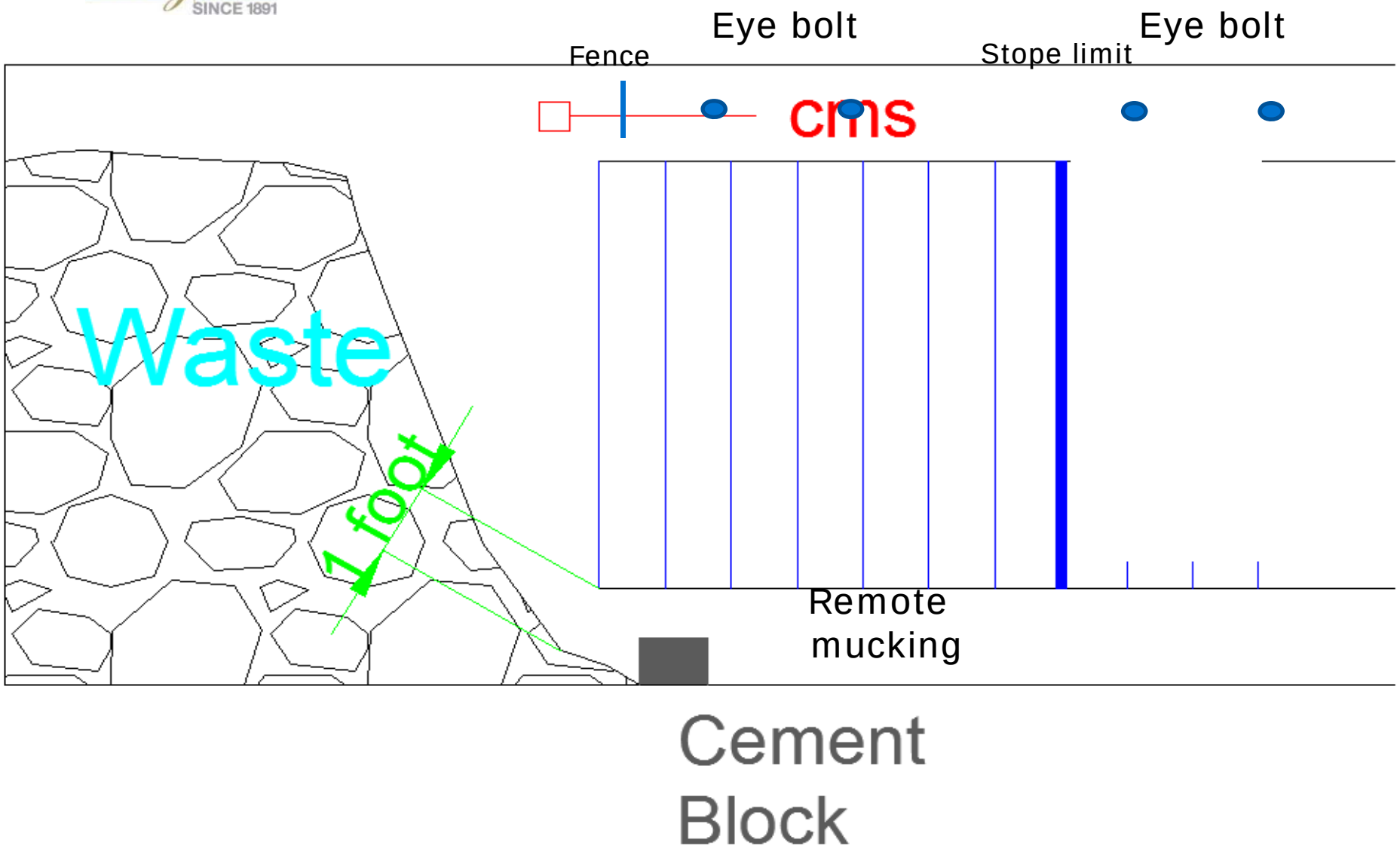

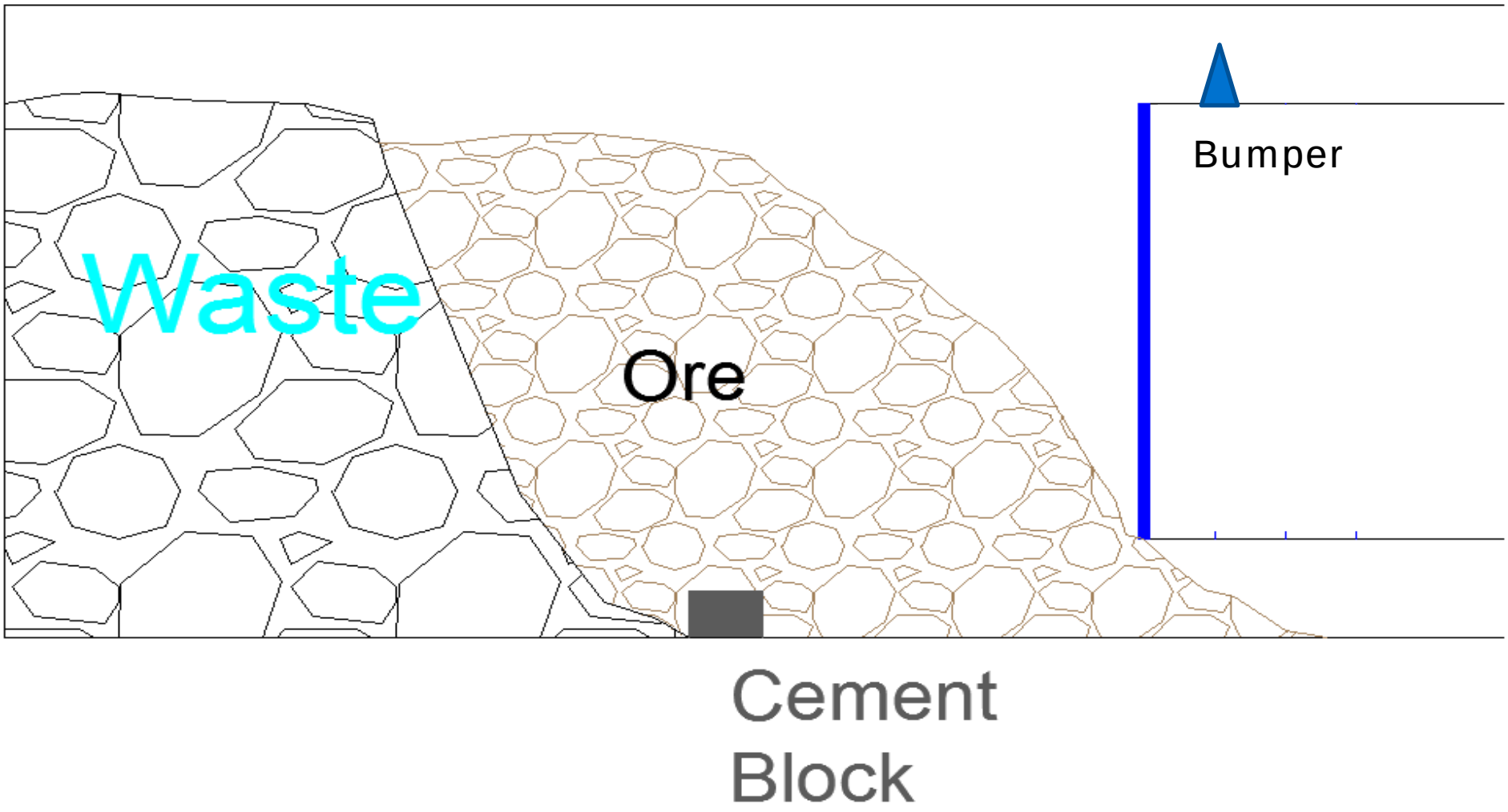
Bumper
Waste
Ore
Cement
Block

Implementing the Avoca Mining Method (123/124)

- A common narrow vein longitudinal mining method first used at Casa in March 2016
- Requires good ground conditions to be effective
- Can achieve cost savings up to 40% through:
  - Minimal development required (no draw point, no foot wall drifts)
  - Does not require cemented backfill
  - No slot raise needed for extraction
- Speeds up the mining sequence
- Currently in use in 1 or 2 (out of 12) stopes per month

First Nations Relations

- Established contractual relationship with Mamu Construction a native owned contractor on ECMP earthworks, who will recruit and train Algonquin (PNA) members as its employees.
  - First Nations job training being developed through contractor
- Continuing informal dialogue with Chief and Band Council meetings to maintain open lines of communication.
- Ongoing discussion for MOU
  - Would provide security for future mine expansion

Economic Impact in Quebec since 2006

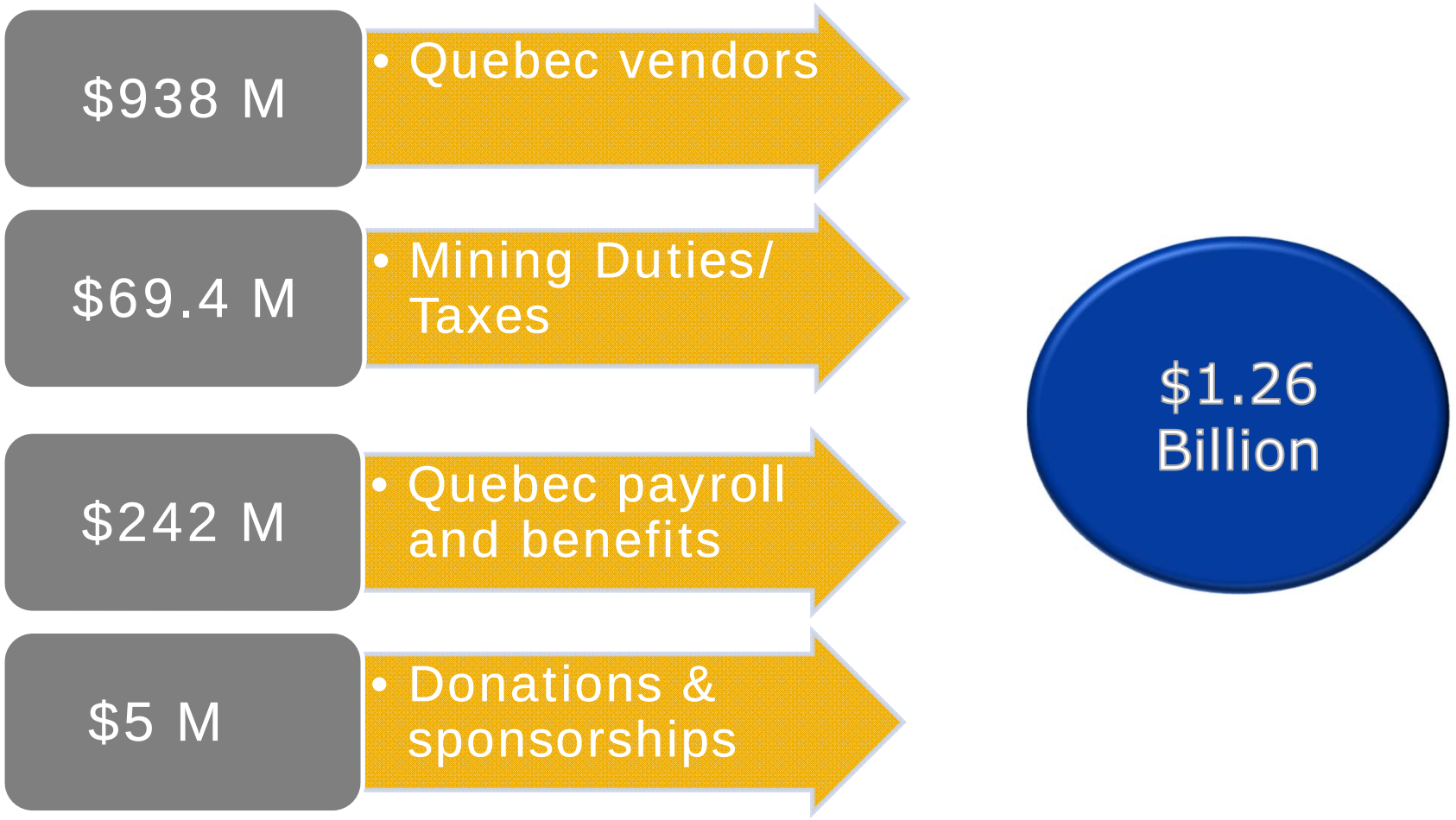

2016 Expectations

Mine	2016E[1] Silver Production (Moz)	2016E[1] Gold Production (oz)	Cash Cost, after by-product credits, per silver/gold ounce[2]
Greens Creek	8.30	53,000	$5.00 per silver oz
Lucky Friday	3.10		$9.00 per silver oz
San Sebastian	4.35	35,000	$1.00 per silver oz
Casa Berardi		145,000	$700 per gold oz
Total	**15.75**	**233,000**	**$5.00 per silver oz**
AgEq Production:	44.0		
AuEq Production		576,000	

2016E[1] capital expenditures[3] (excluding capitalized interest)	$150
2016E[1] pre-development and exploration expenditures	$15

Note: Metal price assumptions used for calculations: Au $1,150/oz, Ag $15/oz, Zn $0.75/lb, Pb $0.80/lb; USD/CAD assumed at 0.75, USD/MXN at $0.06.

1. 2016E refers to Hecla's expectations for 2016.
2. Cash cost, after by-product credits, per silver and gold ounce represents a non-GAAP measurement.
3. 2016 capital spending estimated for Greens Creek to be $48 million, Lucky Friday to be $37 million, Casa Berardi to be $61 million and San Sebastian to be $2 million.

Merci



Casa Berardi Exploration

July 2016

Casa Berardi: Great Exploration Potential

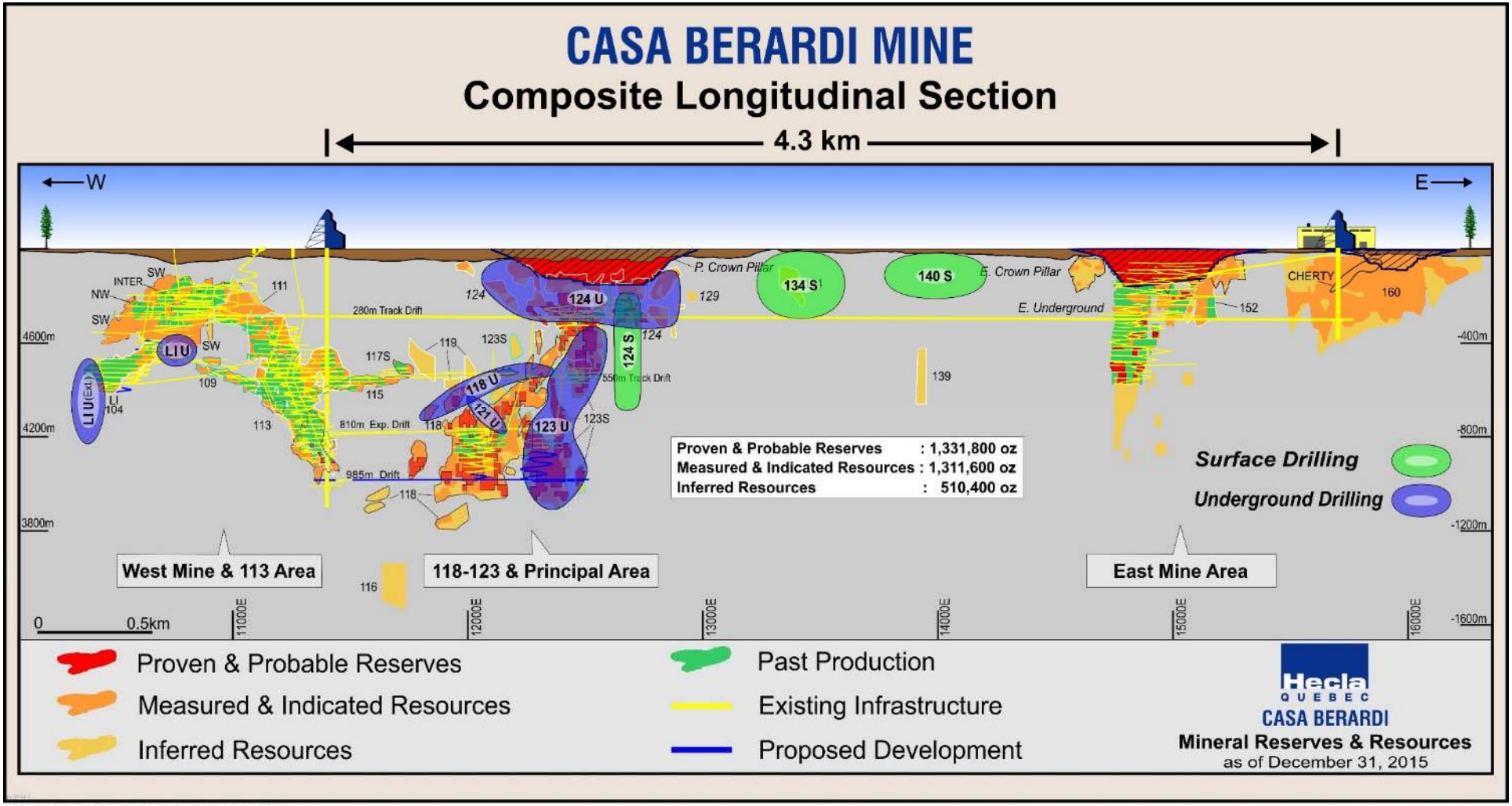

Strong Drill Results Throughout Mine

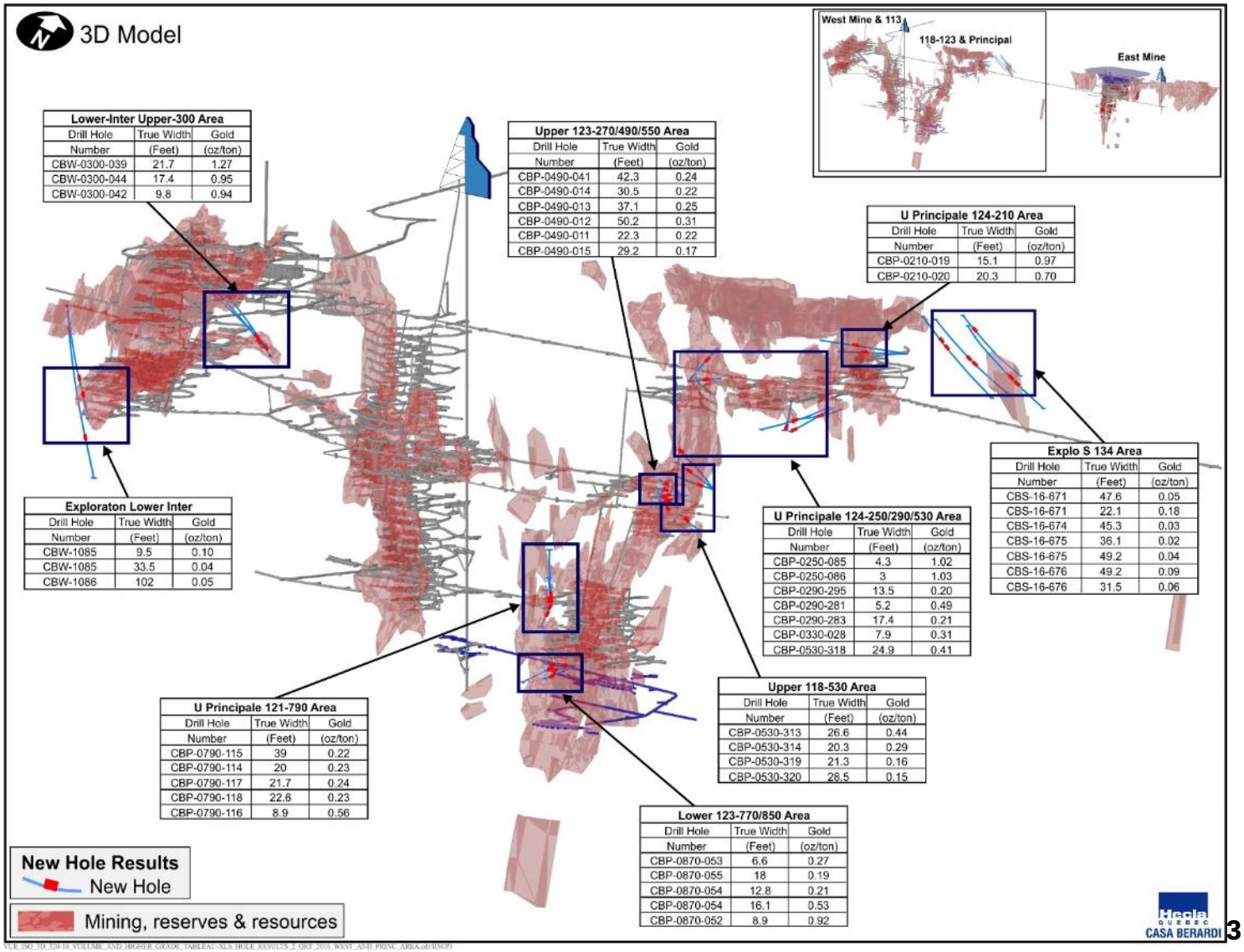

123 Zone: Impressive High Grade

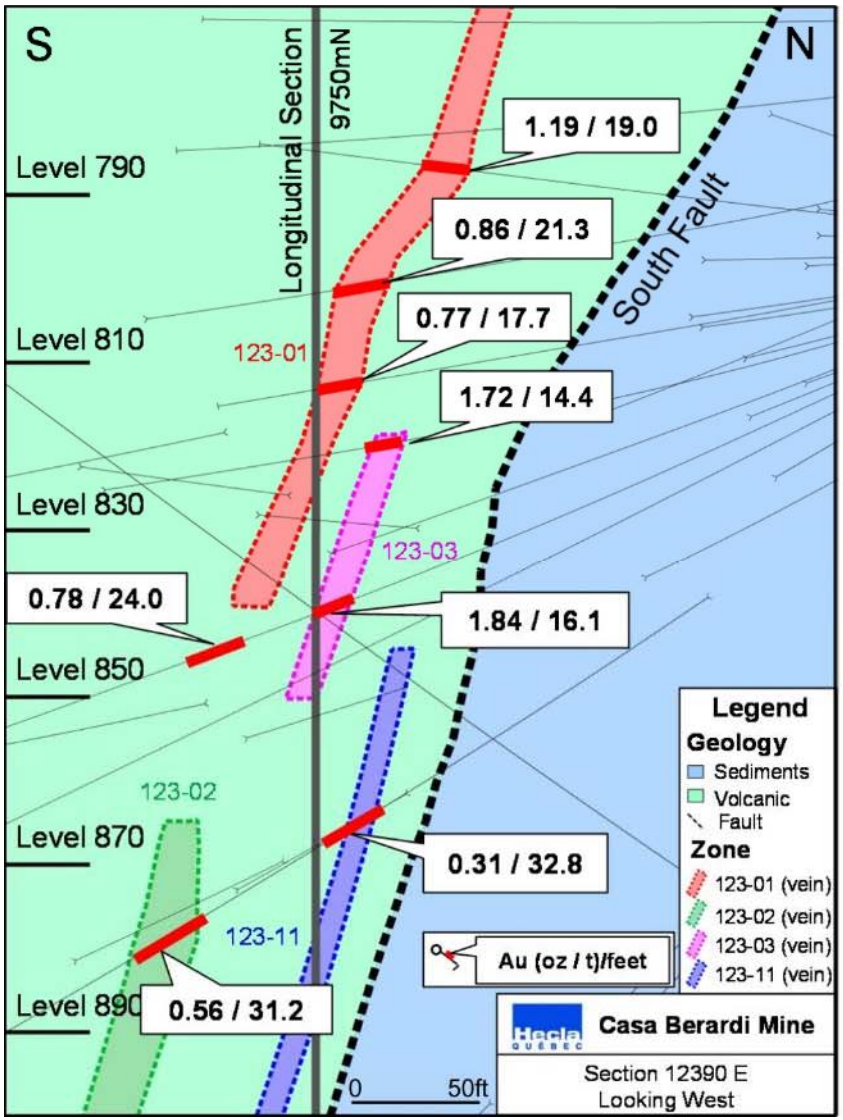

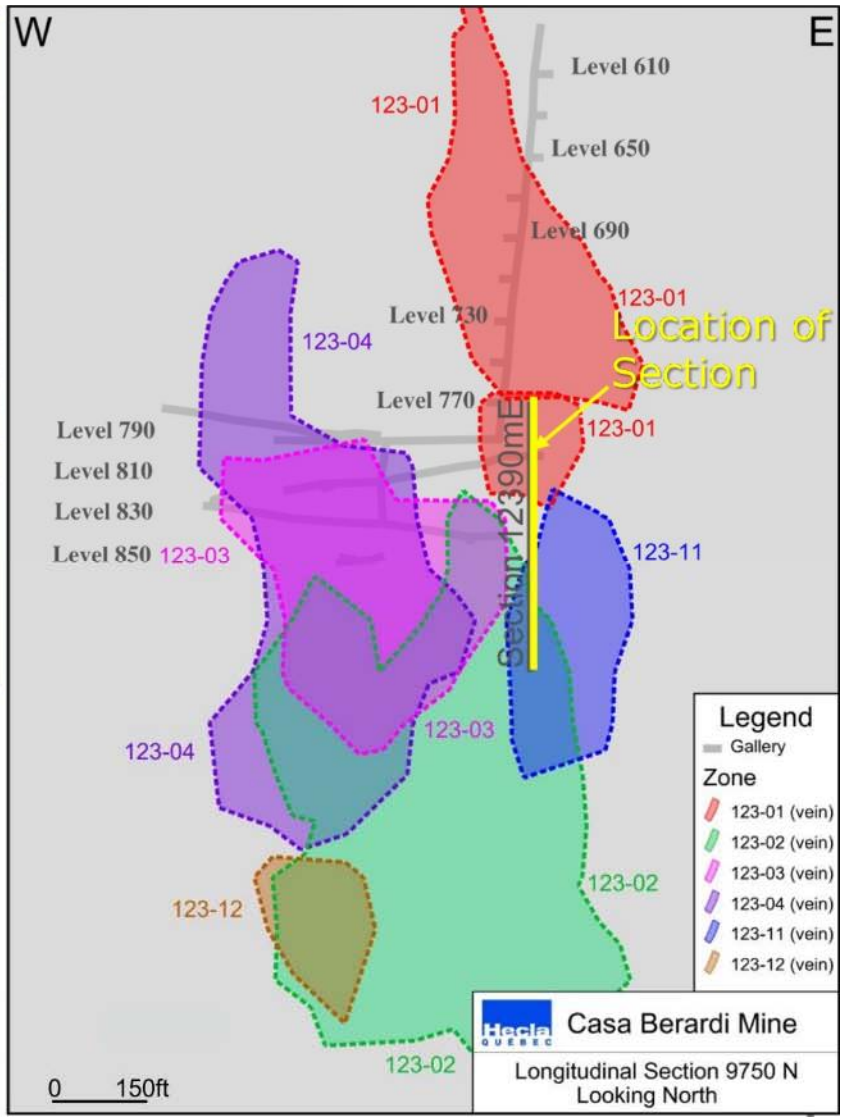

119-121 Zones: Strong Grades in Western Extensions of 123 Zone

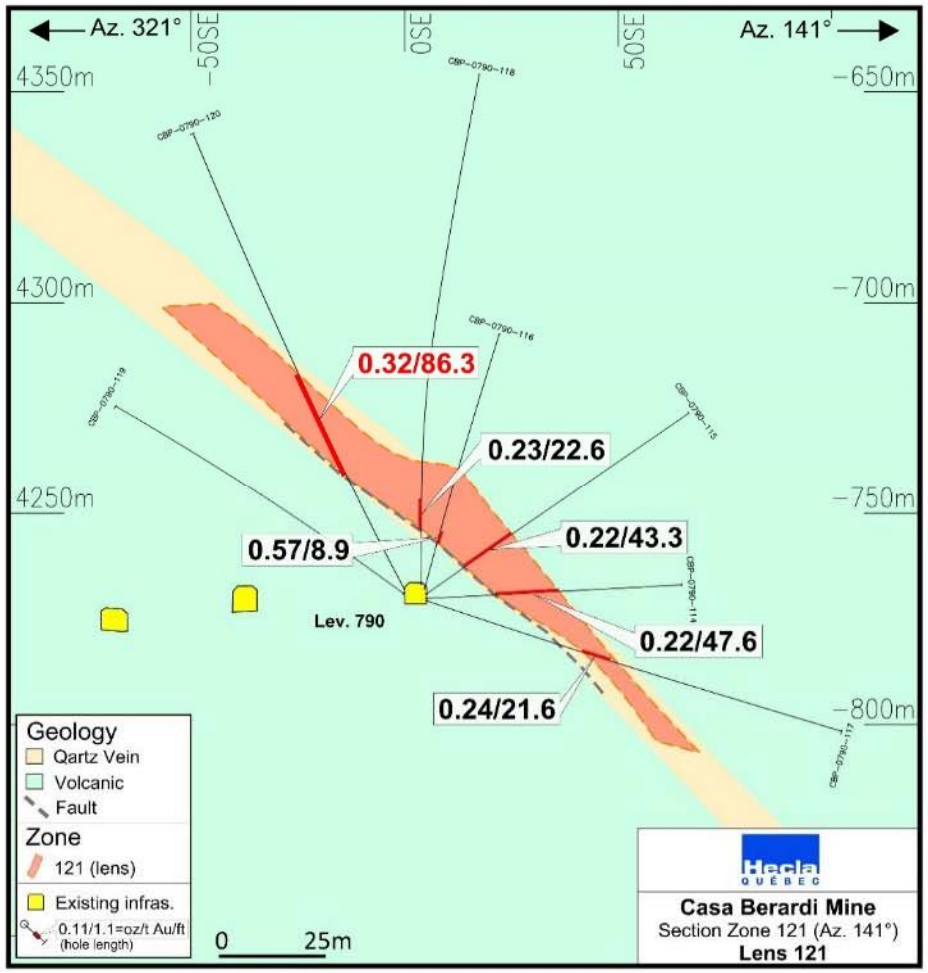

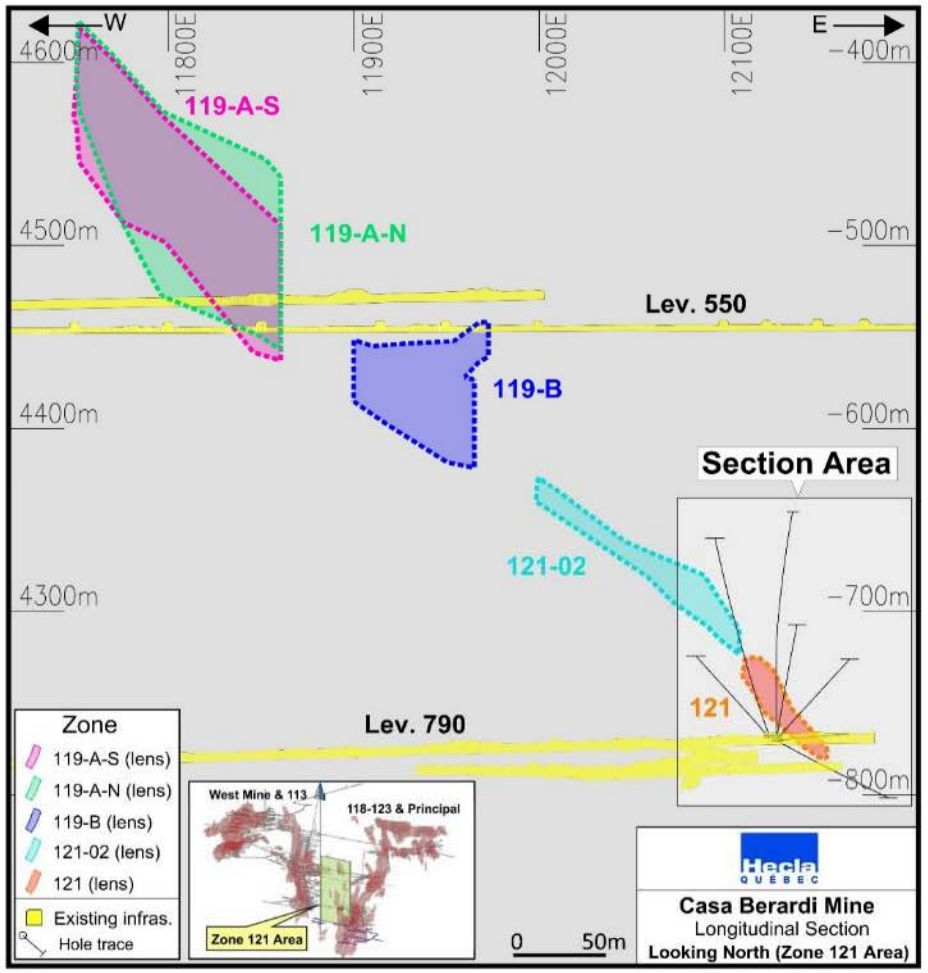

West End of Mine: Multiple Strong Targets

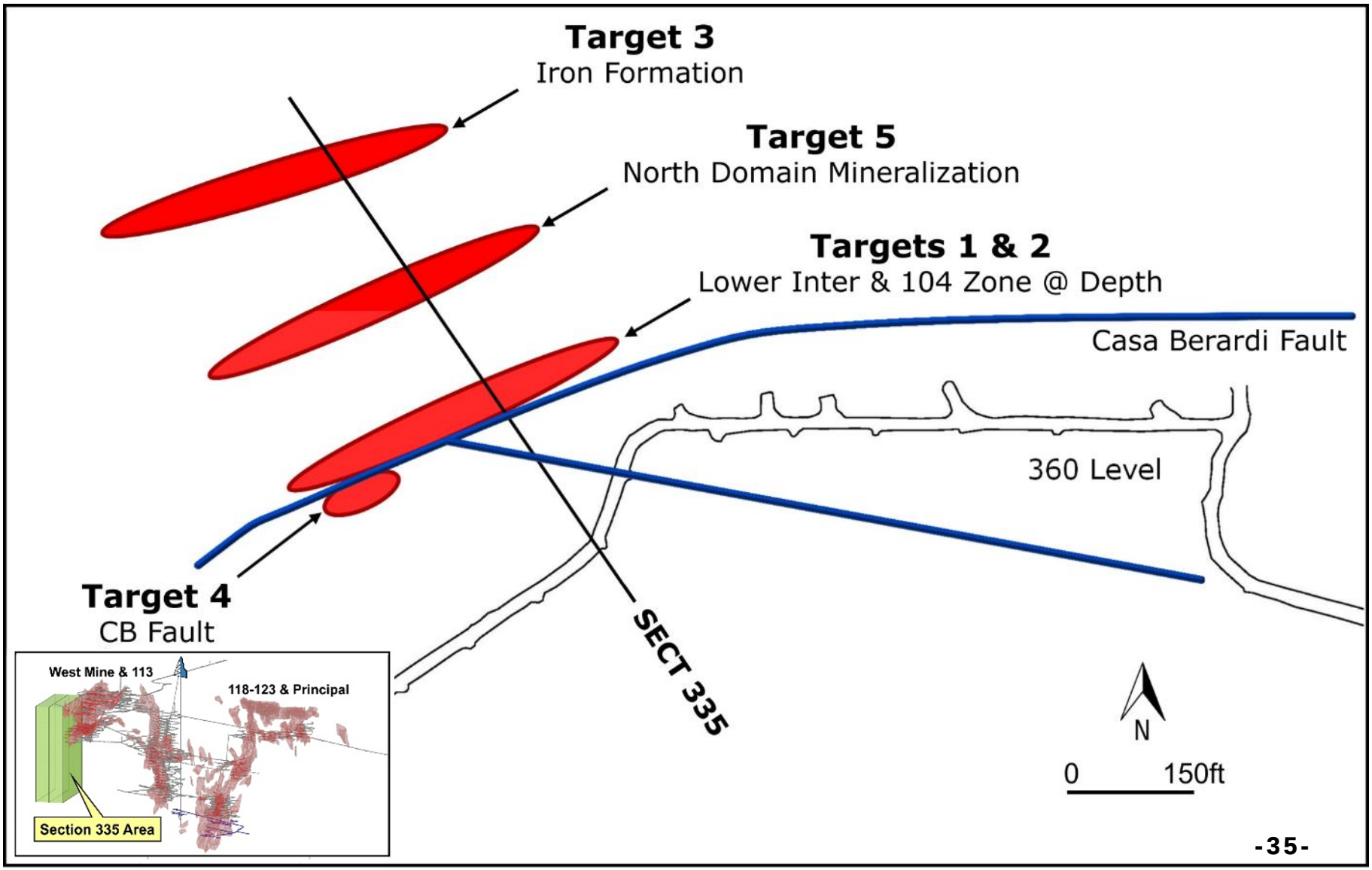

Lower Inter: Broad Mineralization Zones

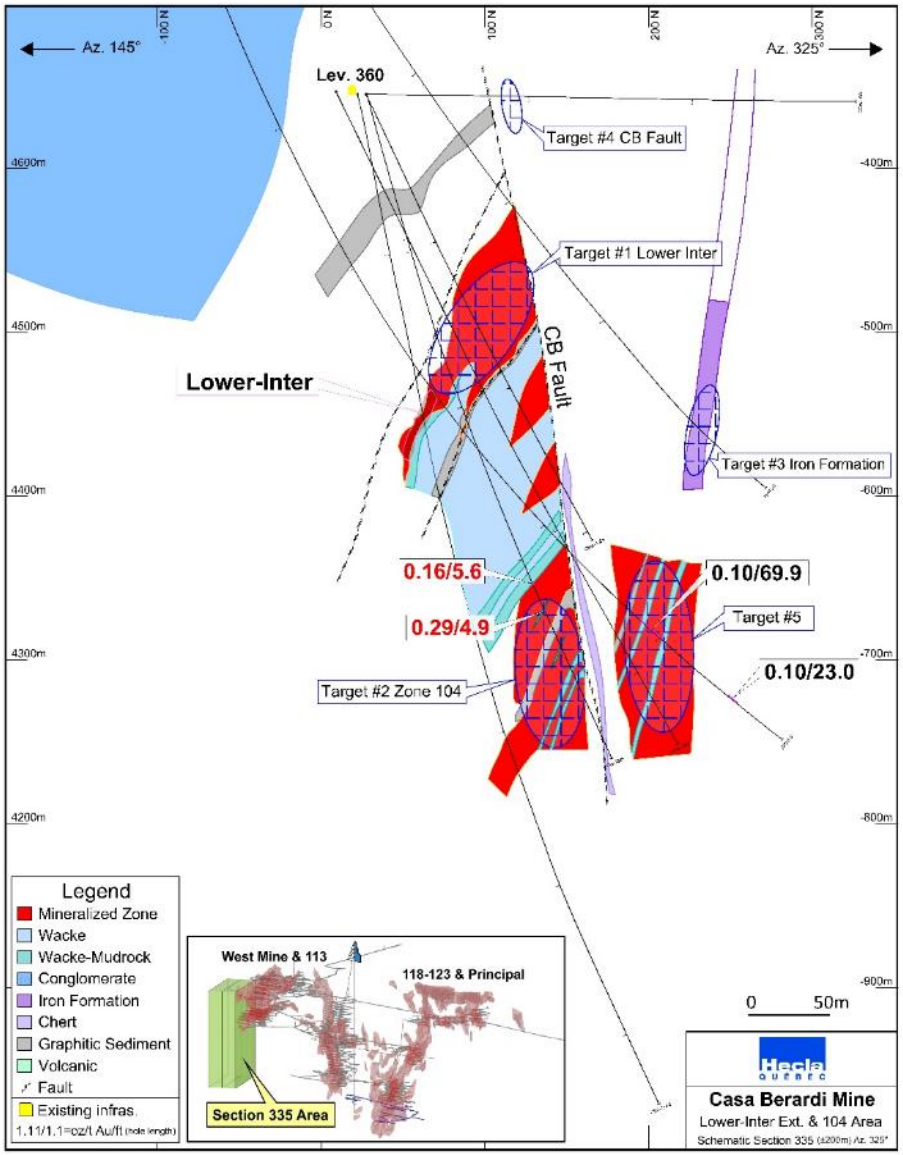

134 Zone: Open Pit Potential?

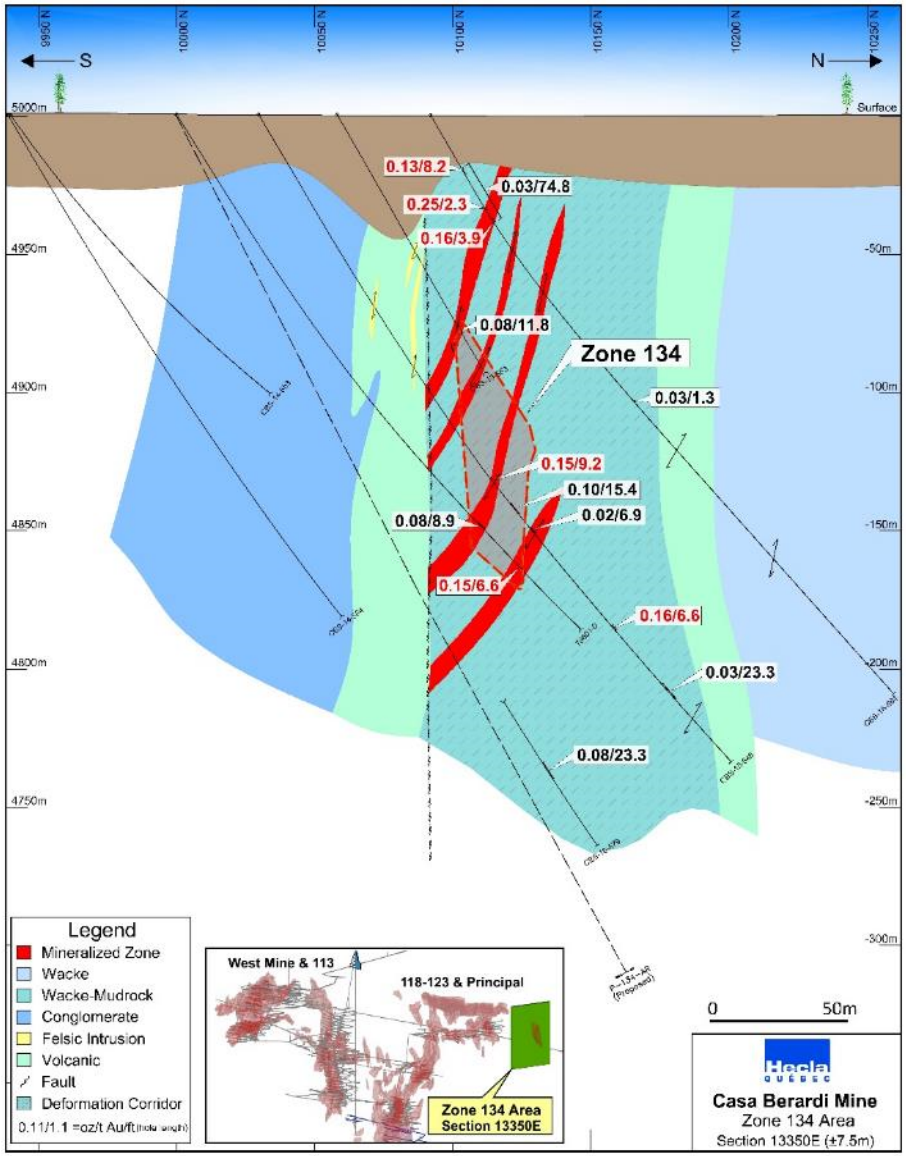

East Mine Underground: Beckons in 2017

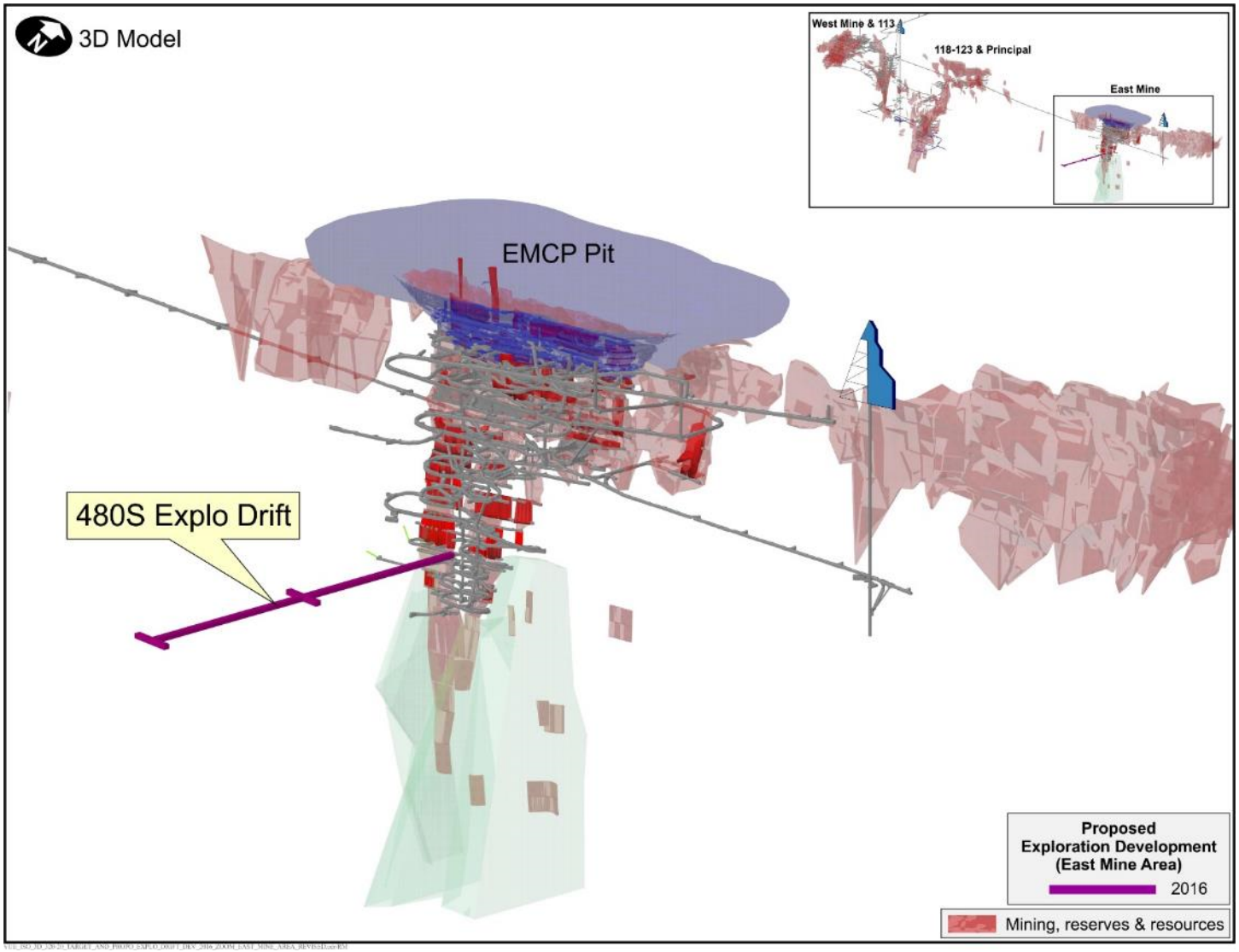

Lake Shore JV: Favourable Structures

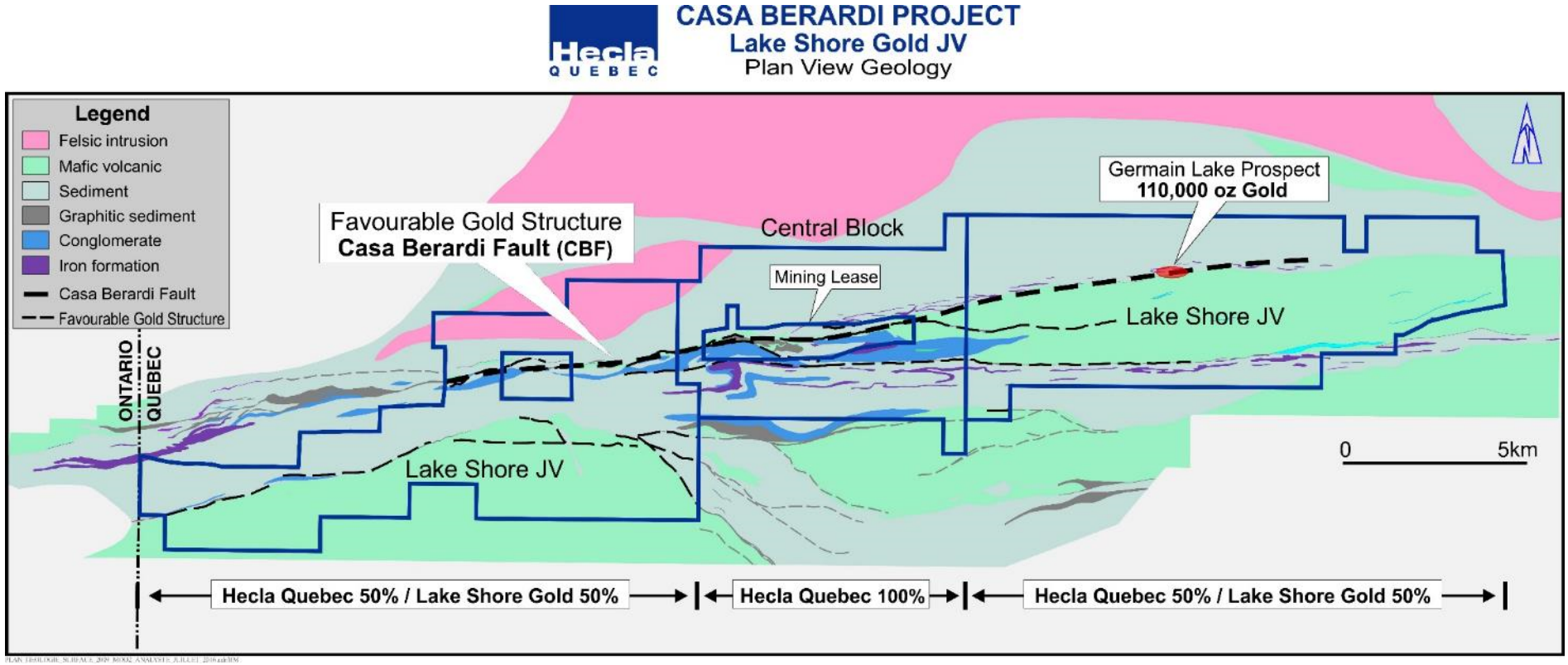

Location of Hecla Quebec's Exploration Projects

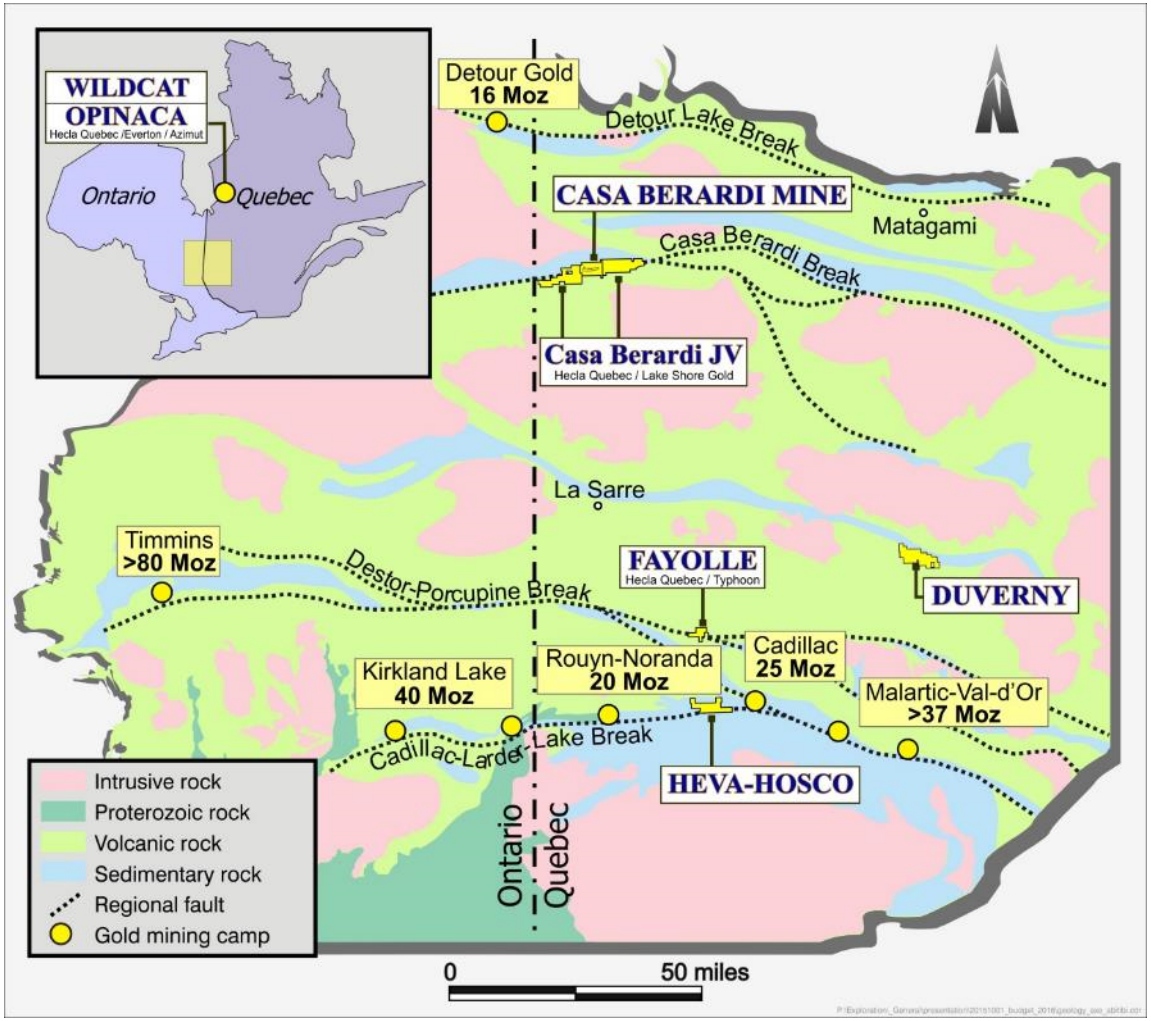

PROPERTY	COMMENTS
CASA BERARDI JV	50:50 Joint Venture with Lake Shore Gold Corp.
OPINACA	CDN$0.7 M to spend by Nov 2017 for earning a 50% interest from Everton Resources Inc. and Azimut Exploration Inc.
WILDCAT	100% Hecla Québec. 1.0% NSR to Everton on 246 claims.
HEVA-HOSCO	100% Hecla Quebec. 0.5% to 2.0% NSR over 90% of the property.
FAYOLLE	50:50 Joint Venture with Typhoon Exploration Inc.
DUVERNY	100% Hecla Quebec.

Heva-Hosco: Great Location, Large Resource

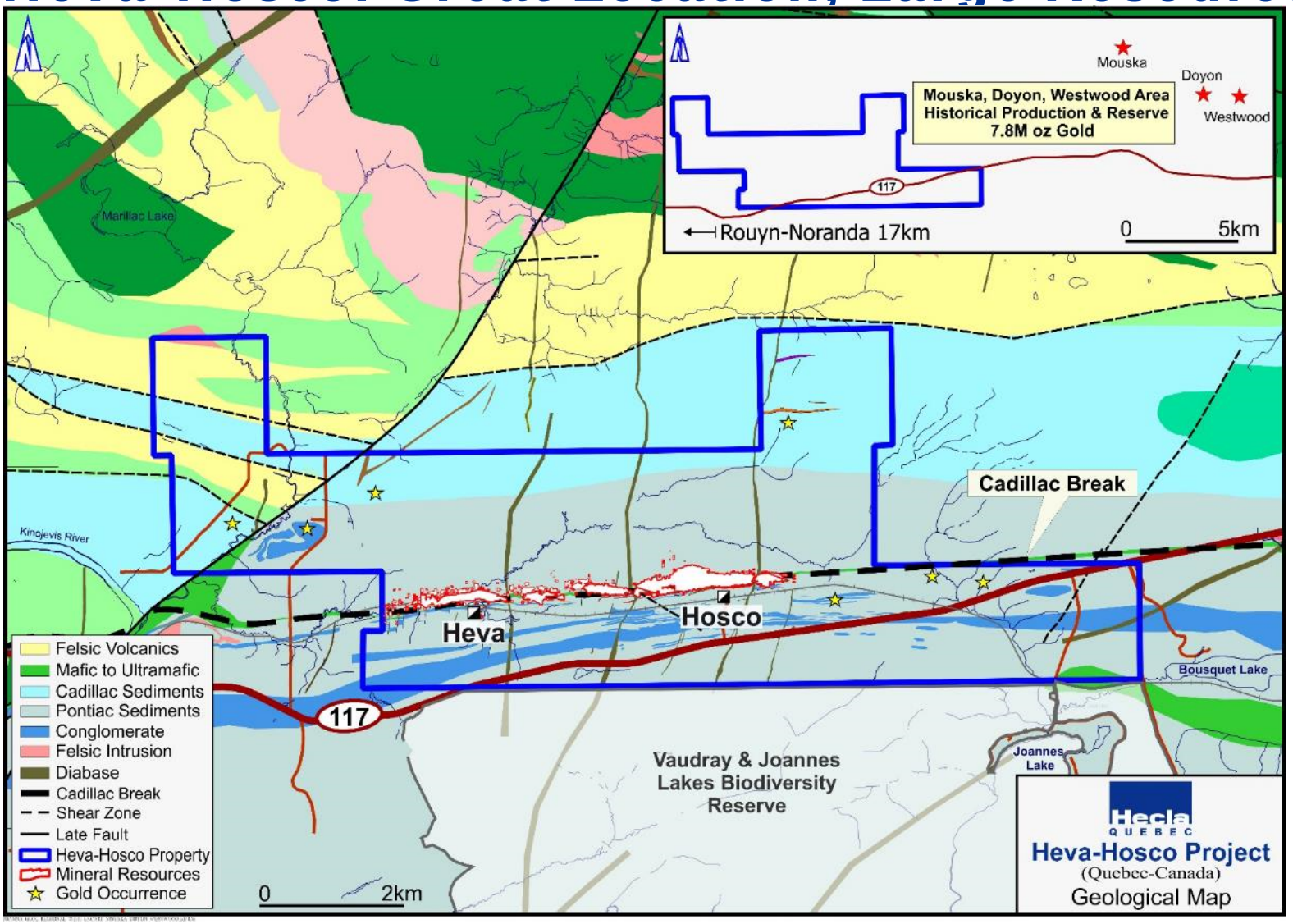

Heva-Hosco:
Possibilities for Open Pit & Underground

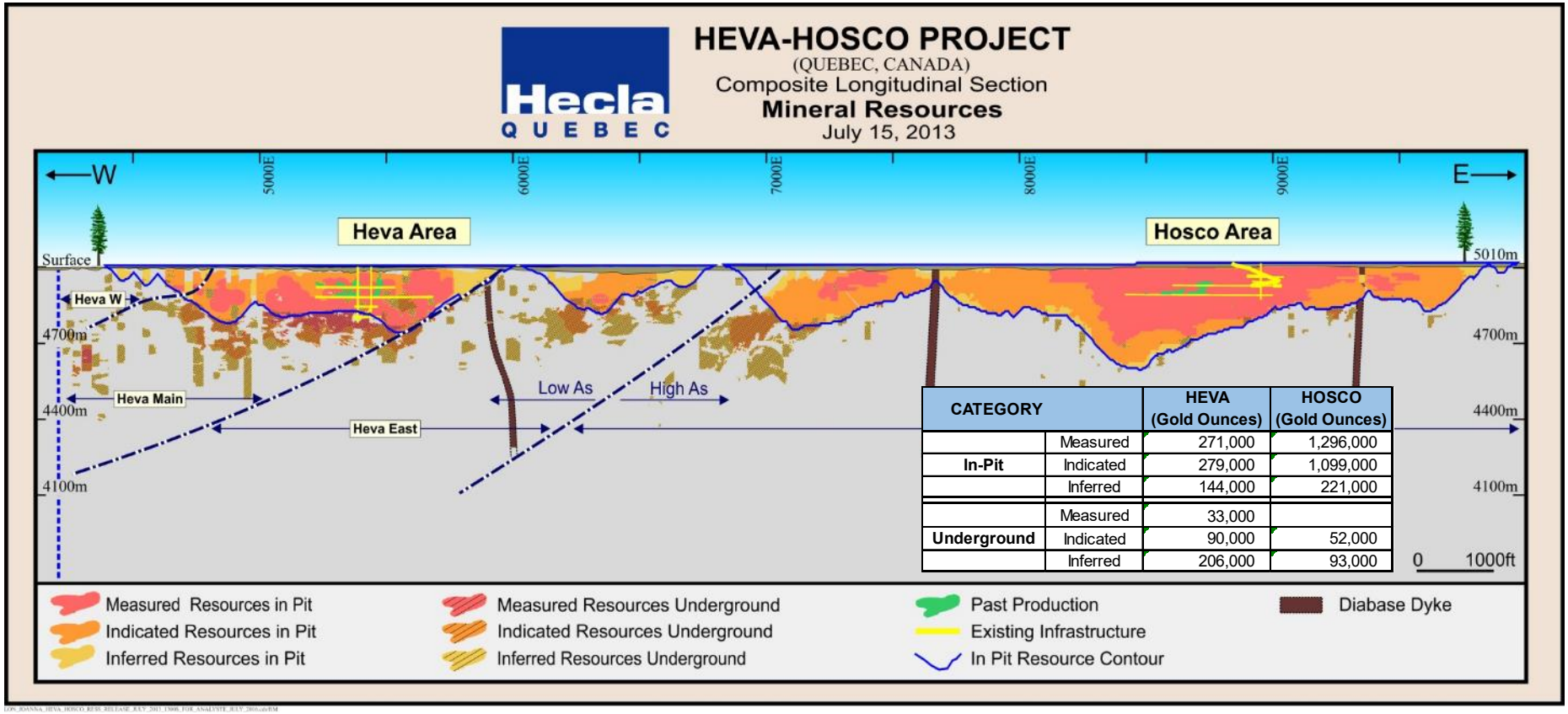

CATEGORY		HEVA (Gold Ounces)	HOSCO (Gold Ounces)
In-Pit	Measured	271,000	1,296,000
	Indicated	279,000	1,099,000
	Inferred	144,000	221,000
Underground	Measured	33,000	
	Indicated	90,000	52,000
	Inferred	206,000	93,000

Heva: Focus on Free-Milling Potential

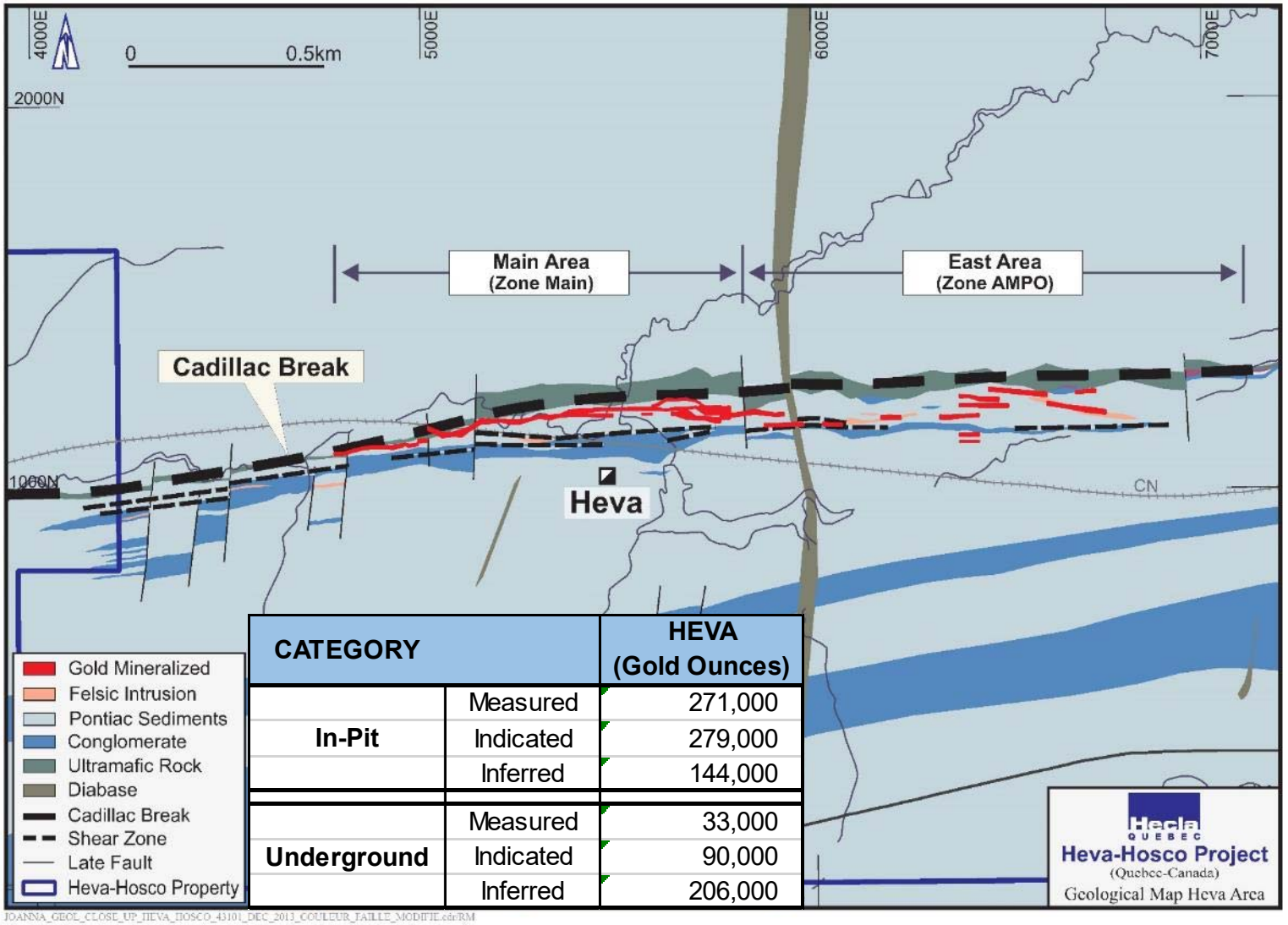

CATEGORY		HEVA (Gold Ounces)
In-Pit	Measured	271,000
	Indicated	279,000
	Inferred	144,000
Underground	Measured	33,000
	Indicated	90,000
	Inferred	206,000

Heva: Opportunities Down-Plunge

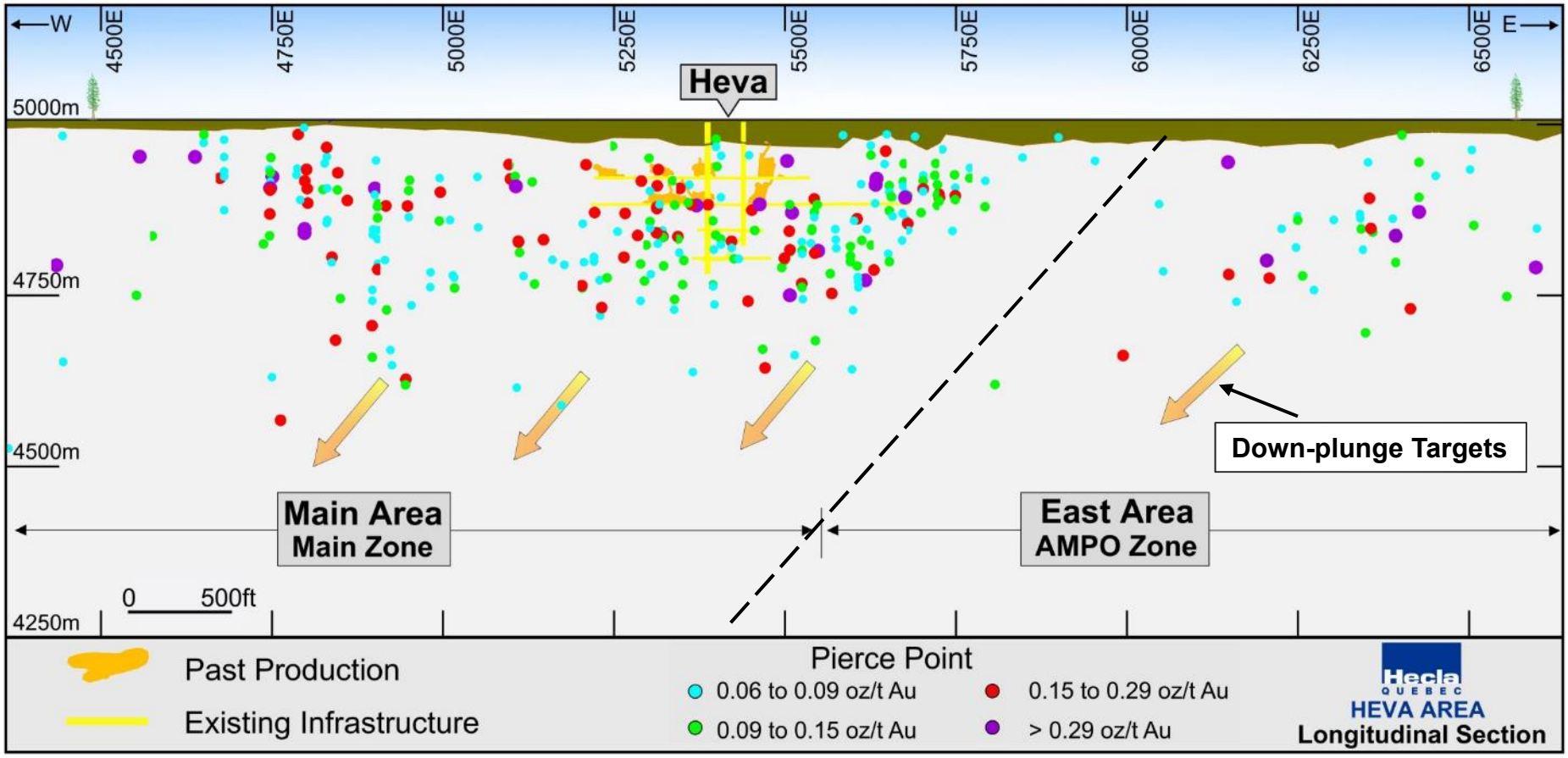

Opinaca / Wildcat: In the Shadow of Eleonore

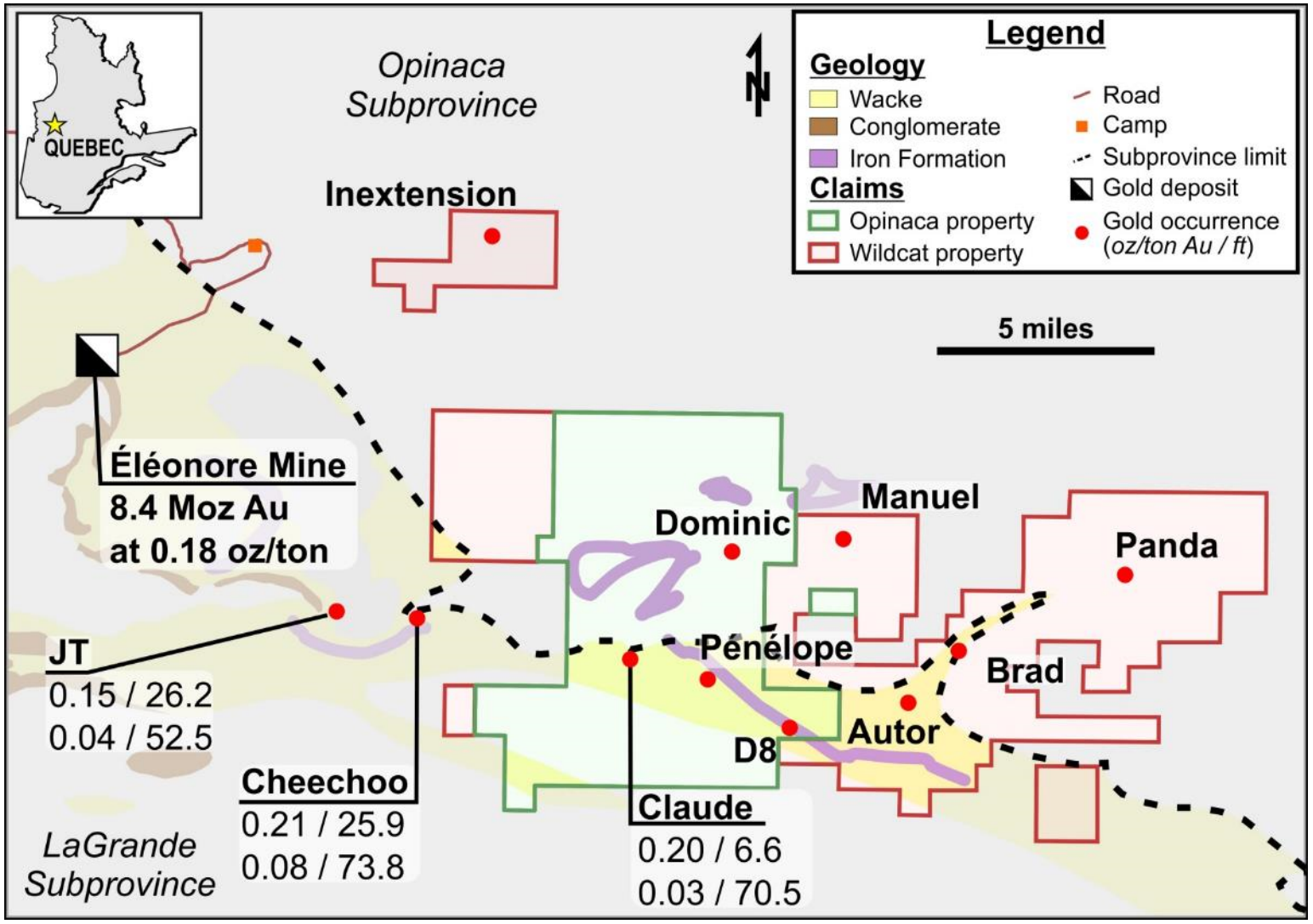

Merci

