May 24, 2018

NYSE:HL

Annual Meeting of Shareholders

Creating Value Through Innovative Mining

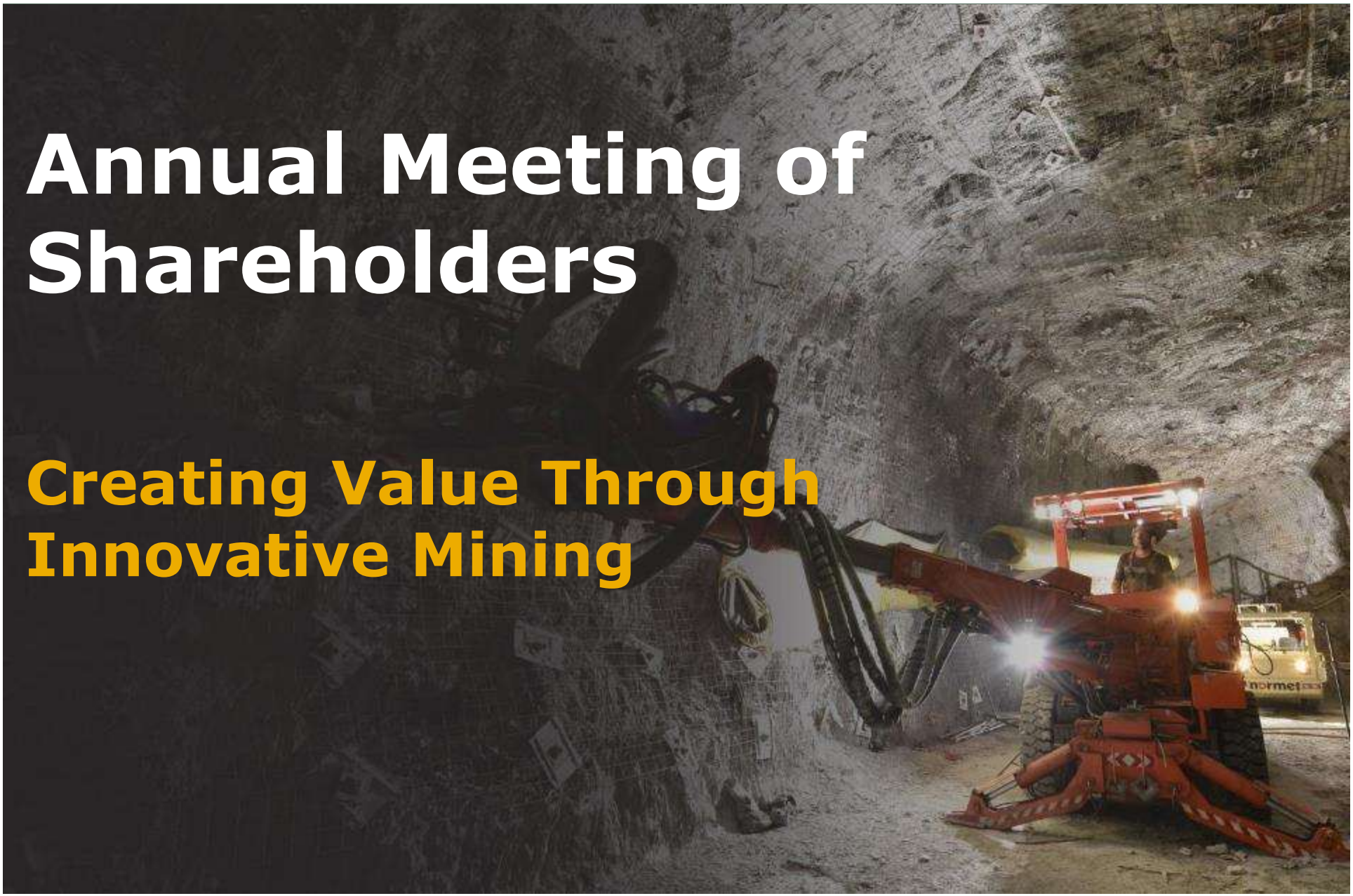

Cautionary Statements

NYSE:HL

Cautionary Statement Regarding Forward Looking Statements,

This presentation contains "forward-looking statements" within the meaning of Section 27A of the Securities Act of 1933, as amended, and Section 21E of the Securities Exchange Act of 1934, as amended, which are intended to be covered by the safe harbor created by such sections and other applicable laws, including Canadian securities laws. Such forward-looking statements may include, without limitation: (i) estimates of future production and sales; (ii) estimates of future costs and cash cost, after by-product credits per ounce of silver/gold; (iii) guidance for 2018, including the impact of the Lucky Friday strike, on silver and gold production, silver equivalent production, cash cost and AISC, after by-product credits, capital expenditures and pre-development, and exploration and research and development expenditures (which assumes metal prices of gold at $1,225/oz., silver at $17.25/oz., zinc at $1.30/lb. and lead at $1.00/lb. and USD/CAD assumed to be $0.79, USD/MXN assumed to be $0.06); (iv) expectations regarding the development, growth and exploration potential of the Company's projects; (v) expectations of adding reserves and resources; (vi) the possibility of increasing production due to accessing higher grade material and potentially new surface pits at Casa Berardi; (vii) possible strike extensions of veins at San Sebastian, potential for new discoveries, and ability to extend mine life through 2020; and (viii) expectations of grade increases at depth at Lucky Friday. Estimates or expectations of future events or results are based upon certain assumptions, which may prove to be incorrect; (ix) ability to complete acquisition of Klondex Mines Ltd and its impact on Hecla performance. Such assumptions, include, but are not limited to: (i) there being no significant change to current geotechnical, metallurgical, hydrological and other physical conditions; (ii) permitting, development, operations and expansion of the Company's projects being consistent with current expectations and mine plans; (iii) political/regulatory developments in any jurisdiction in which the Company operates being consistent with its current expectations; (iv) the exchange rate for the Canadian dollar to the U.S. dollar and Mexican Peso to the U.S. Dollar, being approximately consistent with current levels; (v) certain price assumptions for gold, silver, lead and zinc; (vi) prices for key supplies being approximately consistent with current levels; (vii) the accuracy of our current mineral reserve and mineral resource estimates; and (viii) the Company's plans for development and production will proceed as expected and will not require revision as a result of risks or uncertainties, whether known, unknown or unanticipated. Where the Company expresses or implies an expectation or belief as to future events or results, such expectation or belief is expressed in good faith and believed to have a reasonable basis. However, such statements are subject to risks, uncertainties and other factors, which could cause actual results to differ materially from future results expressed, projected or implied by the "forward-looking statements." Such risks include, but are not limited to gold, silver and other metals price volatility, operating risks, currency fluctuations, increased production costs and variances in ore grade or recovery rates from those assumed in mining plans, community relations, conflict resolution and outcome of projects or oppositions, litigation, political, regulatory, labor and environmental risks, and exploration risks and results, including that mineral resources are not mineral reserves, they do not have demonstrated economic viability and there is no certainty that they can be upgraded to mineral reserves through continued exploration. For a more detailed discussion of such risks and other factors, see the Company's 2017 Form 10-K, and first quarter Form 10-Q, filed on February 15, 2018 and May 10, 2018, respectively, with the Securities and Exchange Commission (SEC), as well as the Company's other SEC filings. The Company does not undertake any obligation to release publicly revisions to any "forward-looking statement," including, without limitation, outlook, to reflect events or circumstances after the date of this presentation, or to reflect the occurrence of unanticipated events, except as may be required under applicable securities laws. Investors should not assume that any lack of update to a previously issued "forward-looking statement" constitutes a reaffirmation of that statement. Continued reliance on "forward-looking statements" is at investors' own risk.

Cautionary Note Regarding Estimates of Measured, Indicated and Inferred Resources

The SEC permits mining companies, in their filings with the SEC, to disclose only those mineral deposits that a company can economically and legally extract or produce. We use certain terms in this presentation, such as "resource," "measured resources," "indicated resources," and "inferred resources" that are recognized by Canadian regulations, but that SEC guidelines generally prohibit U.S. registered companies from including in their filings with the SEC, except in certain circumstances. U.S. investors are urged to consider closely the disclosure in our most recent Form 10-K and Form 10-Q. You can review and obtain copies of these filings from the SEC's website at www.sec.gov.

Qualified Person (QP) Pursuant to Canadian National Instrument 43-101

Dean McDonald, PhD. P.Geo., Senior Vice President - Exploration of Hecla Mining Company, who serves as a Qualified Person under National Instrument 43-101("NI 43-101"), supervised the preparation of the scientific and technical information concerning Hecla's mineral projects in this presentation. Information regarding data verification, surveys and investigations, quality assurance program and quality control measures and a summary of analytical or testing procedures for the Greens Creek Mine are contained in a technical report titled "Technical Report for the Greens Creek Mine" effective date March 28, 2013, and for the Lucky Friday Mine are contained in a technical report titled "Technical Report for the Lucky Friday Mine Shoshone County, Idaho, USA" effective date April 2, 2014, for Casa Berardi are contained in a technical report titled "Technical Report on the mineral resource and mineral reserve estimate for Casa Berardi Mine, Northwestern Quebec, Canada" effective date March 31, 2014 (the "Casa Berardi Technical Report"), and for the San Sebastian Mine, Mexico, are contained in a technical report prepared for Hecla titled "Technical Report for the San Sebastian Ag-Au Property, Durango, Mexico" effective date September 8, 2015 . Also included in these four technical reports is a description of the key assumptions, parameters and methods used to estimate mineral reserves and resources and a general discussion of the extent to which the estimates may be affected by any known environmental, permitting, legal, title, taxation, socio-political, marketing or other relevant factors. Copies of these technical reports are available under Hecla's and Aurizon's profiles on SEDAR at www.sedar.com. The Casa Berardi Technical Report was reviewed by Dr. McDonald on behalf of Hecla. To the best of Hecla's knowledge, information and belief, there is no new material scientific or technical information that would make the disclosure of the mineral resources and mineral reserves for Casa Berardi in this document inaccurate or misleading.

Cautionary Note Regarding Non-GAAP measures

Cash cost per ounce of silver and gold, net of by-product credits, EBITDA, adjusted EBITDA, all in sustaining capital ("AISC"), after by-product credits, cash provided by operating activities from working capital changes, and free cash flow represent non-U.S. Generally Accepted Accounting Principles (GAAP) measurements. A reconciliation of these non-GAAP measures to the most comparable GAAP measurements can be found in the Appendix.

127 Years of Mining History

A leader in creating value through innovative mining

NYSE:HL

- **Founded in 1891. Largest primary silver producer in the US, third largest lead and zinc. Gold producer for 40 years.**
- **Our strategy is to operate long-lived, low-cost assets with large land packages in favorable jurisdictions.**
- **Hecla is known as an innovator of small-tonnage underground mines.**
- **Hecla has the balance sheet and cash flow to consistently invest in mines to realize value over time.**
- **Hecla has grown throughput at its two previous acquisitions, Greens Creek and Casa Berardi, with improvements in mining and milling. Hecla is acquiring Klondex and could do the same.**

The Leading Intermediate Precious Metals Producer

Peer leading production, with diversified revenue and NAV exposures

NYSE:HL

Strongest production base among peer group *(2017A Production[1])*

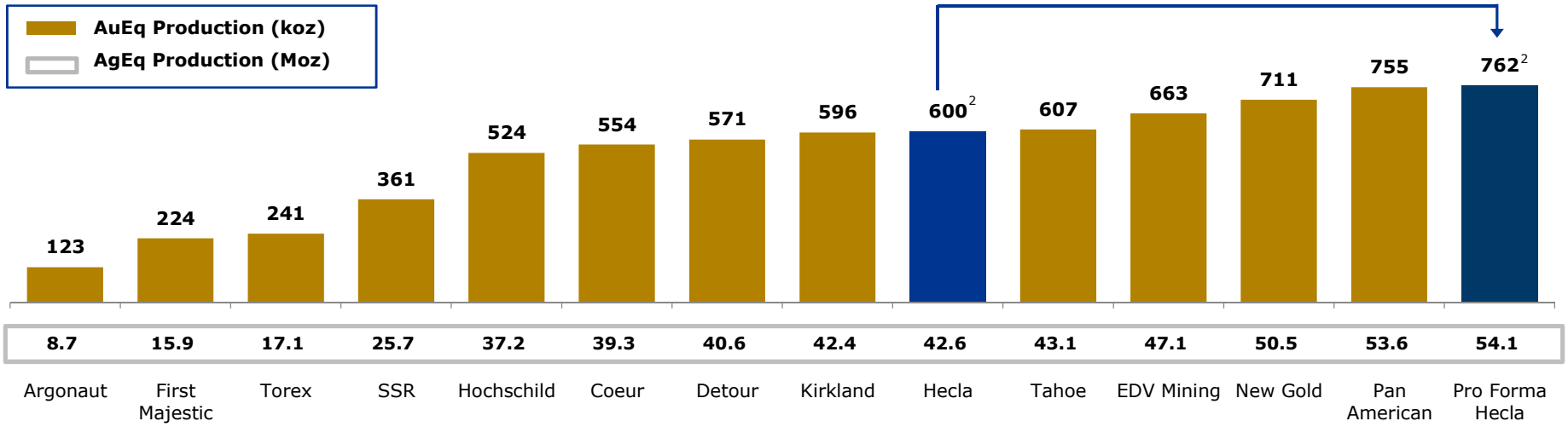

Increases precious metal exposure by 6% while maintaining a diversified revenue stream



1. AuEq and AgEq include base and precious metals production converted at US$17.25/oz Ag, US$1,225/oz Au, US$1.30/lb Zn, US$1.00/lb Pb, and US$3.09/lb Cu.
2. 2017A production is normalized for a full year of production at Lucky Friday reflecting steady state full year production (3.5 Moz Ag) and excludes 2017A production from Klondex Canada (28 koz AuEq).
3. Reflects production value (metal produced * respective commodity price). Based on 2017A production for Hecla and Klondex.

Source: Company disclosures.

Adding Nevada to a Strong Portfolio

Large land packages in five of the world's best mining districts

NYSE:HL



Nevada

"Heart of the Nevada gold district"

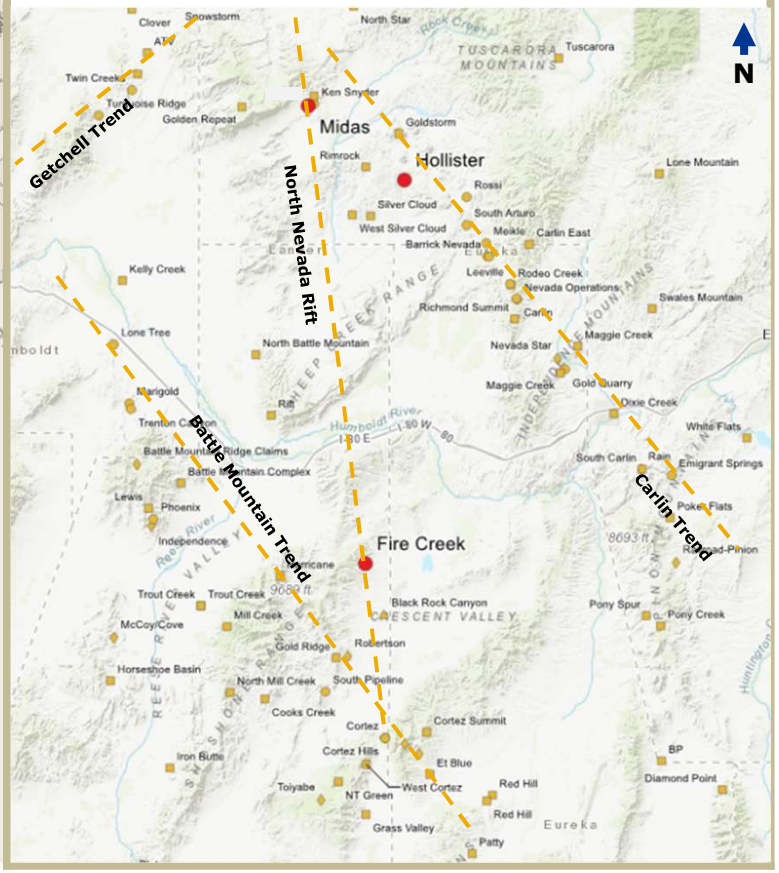

Source: Company disclosures.

Safety First

First hardrock mining company to complete NMA CORESafety Program

NYSE:HL

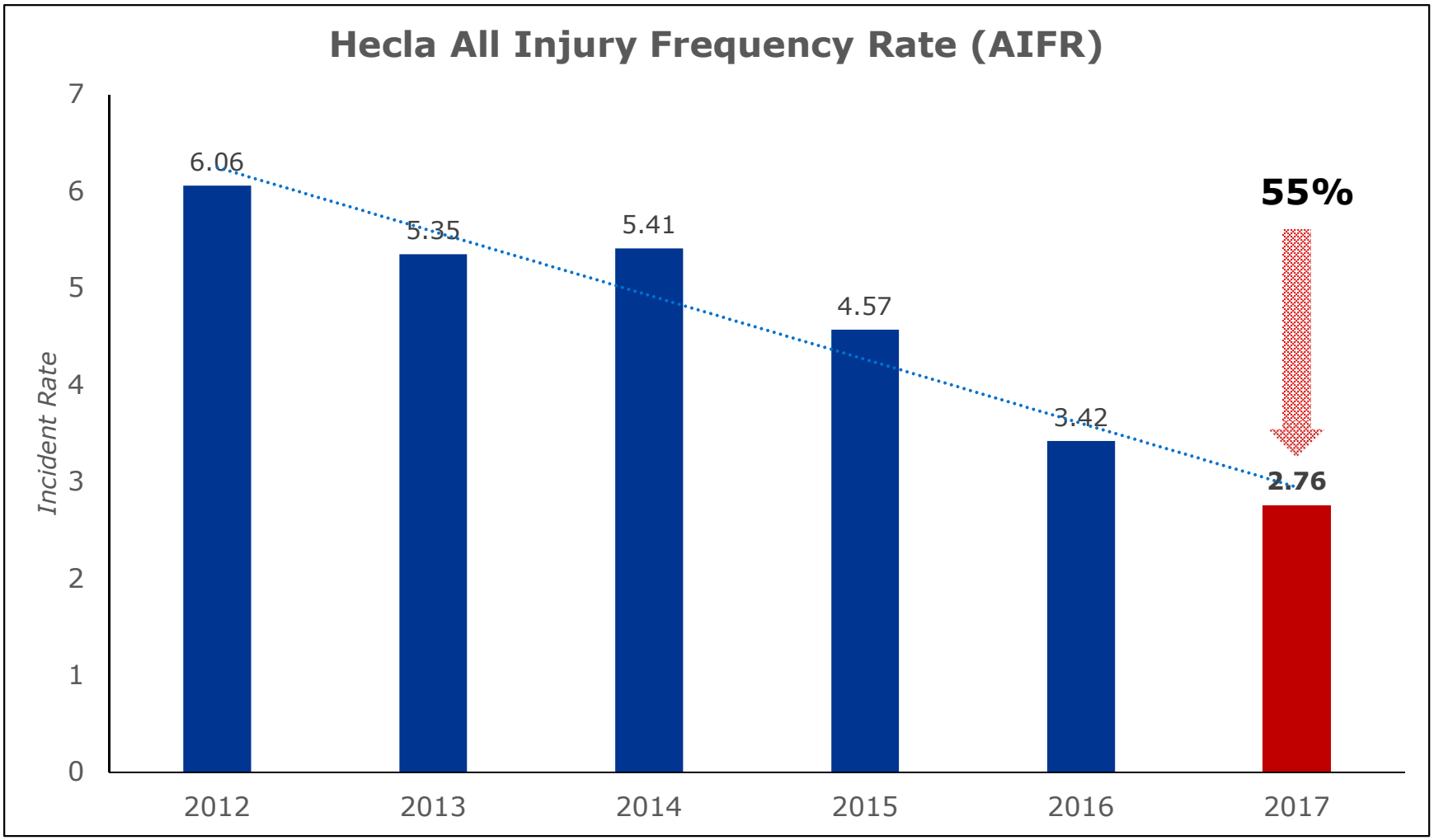

A SILVER, Gold & Base Metals Company

Our long-lived, low-cost mines create opportunities

NYSE:HL

Creating Value

- Ventilation on Demand

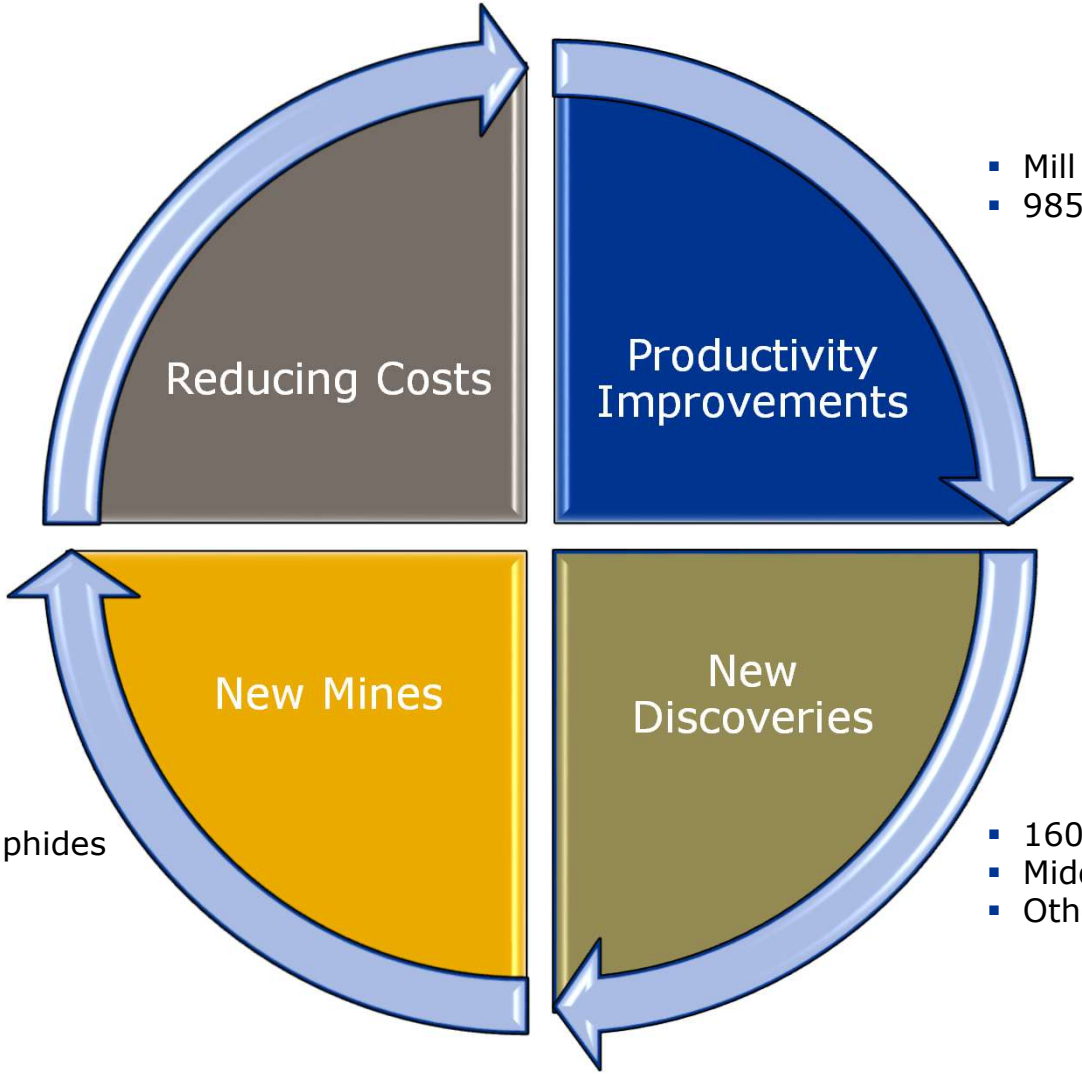

- Mill Run Throughput
- 985 Autonomous Truck

- San Sebastian Sulphides
- Rock Creek
- Montanore
- Heva/Hosco

- 160 Zone
- Middle Vein Sulphides
- Other properties

Growing Production While Replacing Reserves

Greens Creek throughput has grown 14% since purchase in 2008

NYSE:HL

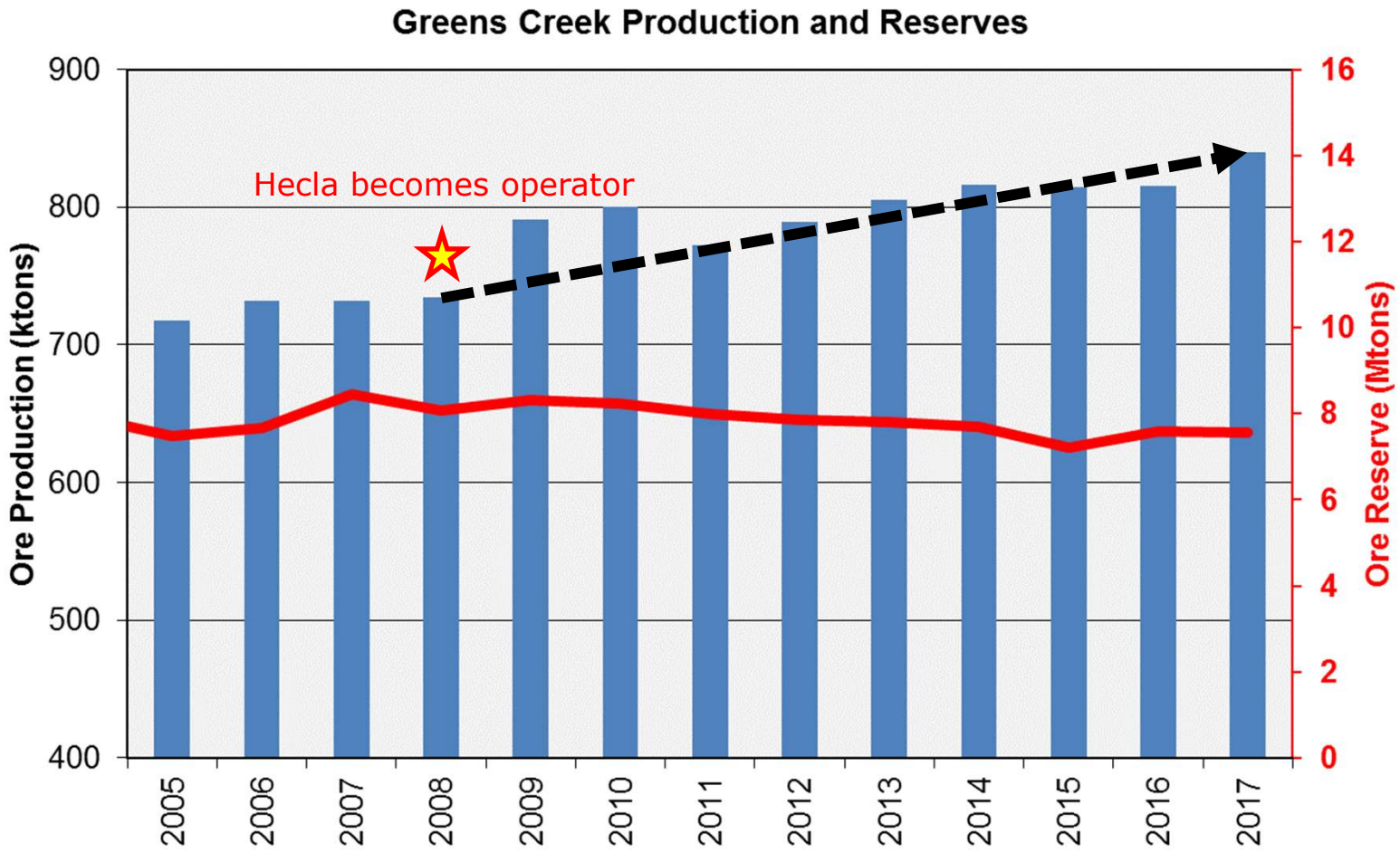

- Automation drive beginning in 2017 leads to further efficiencies
- Consistent exploration success enables reserves to be maintained

Growing Production and Reserves

Casa Berardi throughput and reserves have grown 69% and 53% since purchase in 2013

NYSE:HL

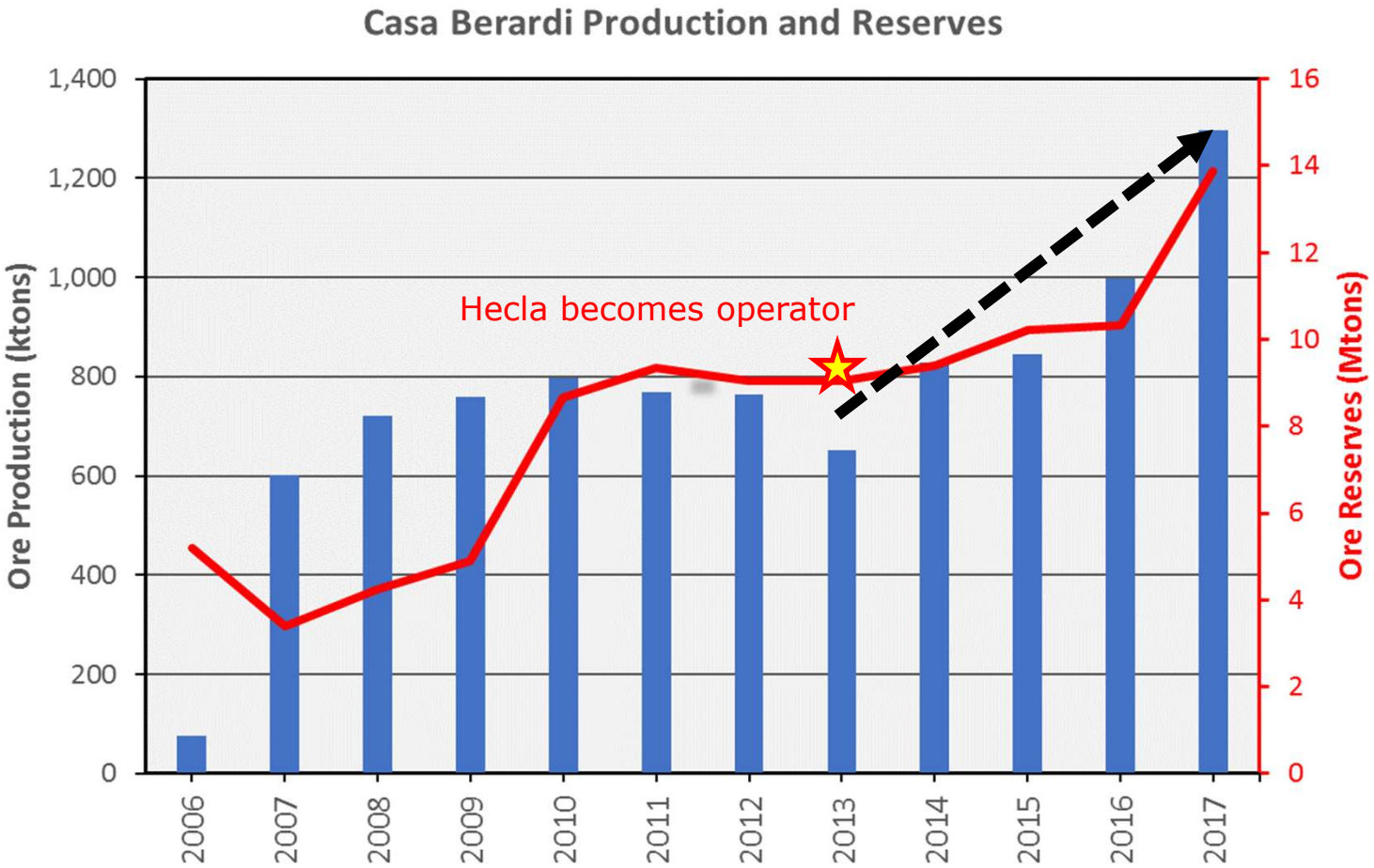

- Successfully stabilized, then increased throughput rates since becoming operator
- Began surface open-pit mining in 2016
- Consistent exploration success enables reserves to increase

Innovating Across the Mines Portfolio

NYSE:HL

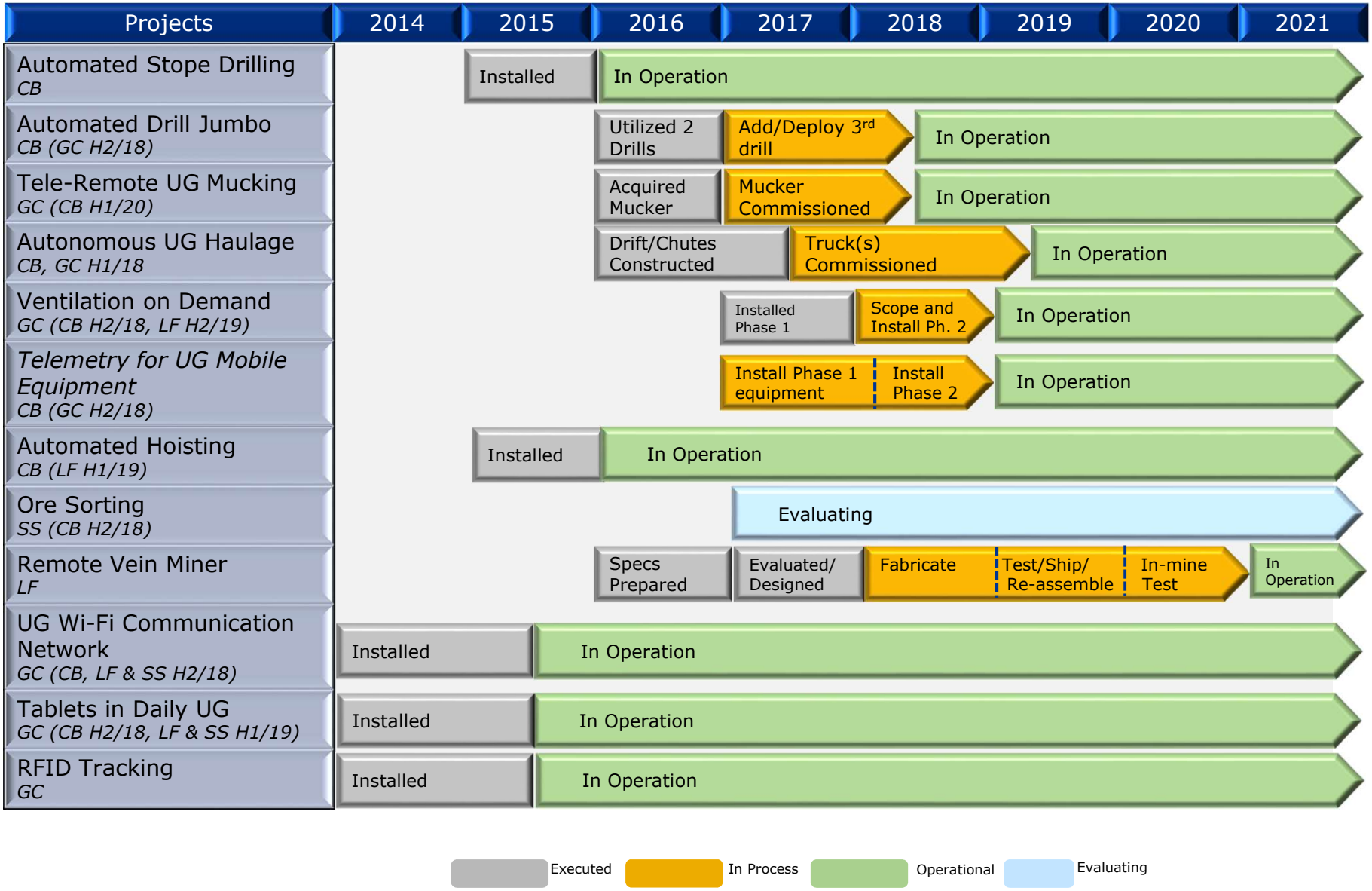

Technologies Fundamentally Changing Mining

Hecla is advancing all of them

NYSE:HL

- Automation



- Ore Sorting



- Analytics



- Rock Cutting



Drilling Technology Continues To Advance

Purchased a new version and did extensive training

Hecla MINING COMPANY

NYSE:HL











Drilling Automation

Computer controlled drilling is more precise

Hecla MINING COMPANY

NYSE:HL

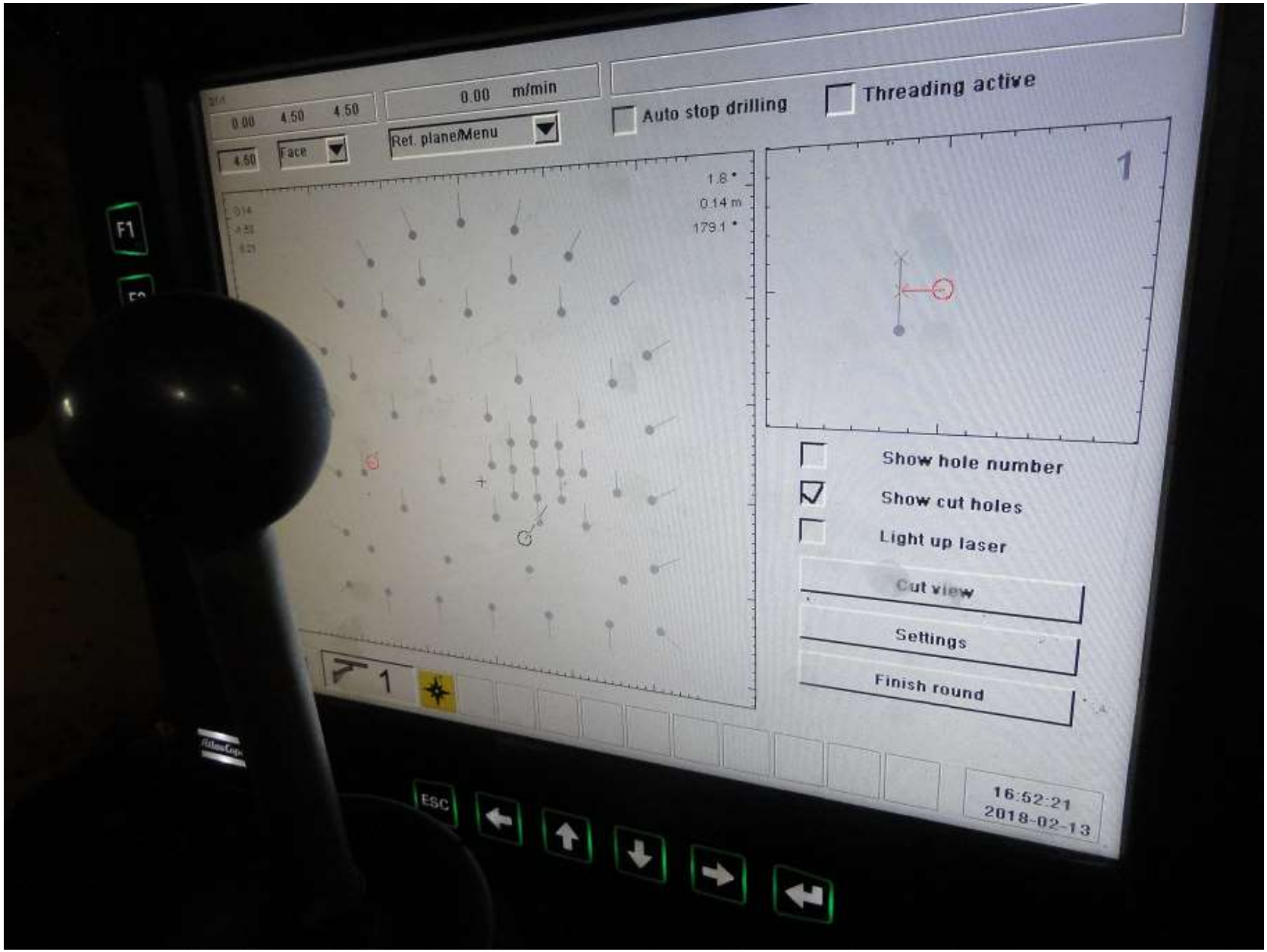

Equipment & Training Seems To Be Paying Off

Initial results have a 20% faster advance rate

NYSE:HL



Mucking Automation

Productivity found in what would be "lost" hours

NYSE:HL

- End-of-shift and start-of-shift are targeted time windows
- Automation in its various forms
  - Tele-remote
  - Autonomous
  - Control room operator intervenes where needed





Hauling Automation

Control room for autonomous haulage, other technology at Casa Berardi

Hecla MINING COMPANY

NYSE:HL



Casa Berardi: Autonomous Truck Operating

Truck runs 24 hours a day; cost savings expected

Hecla MINING COMPANY
NYSE:HL

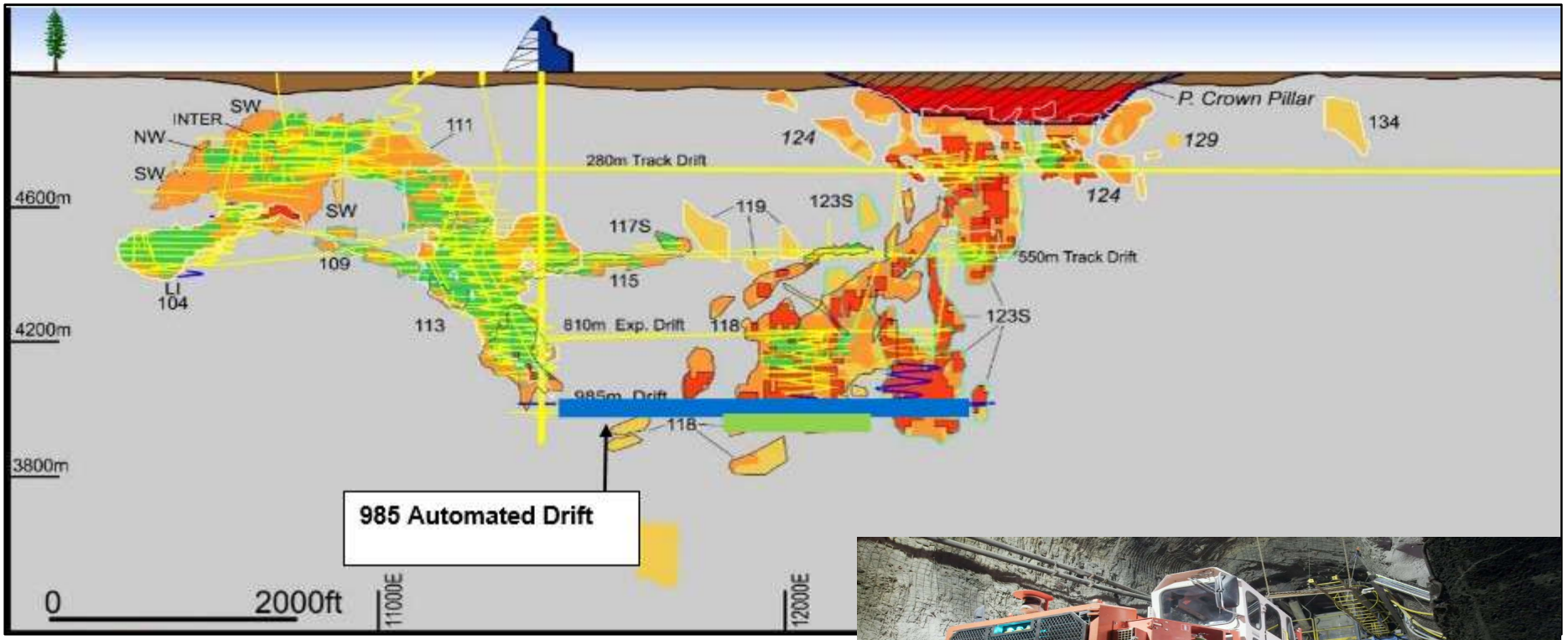



Loading 40-tonne autonomous Sandvik truck

Autonomous Haulage and Hoisting

Hecla MINING COMPANY

NYSE:HL



Digitizing Reports & Communication

Efficiency gains, value added work

Hecla MINING COMPANY

NYSE:HL

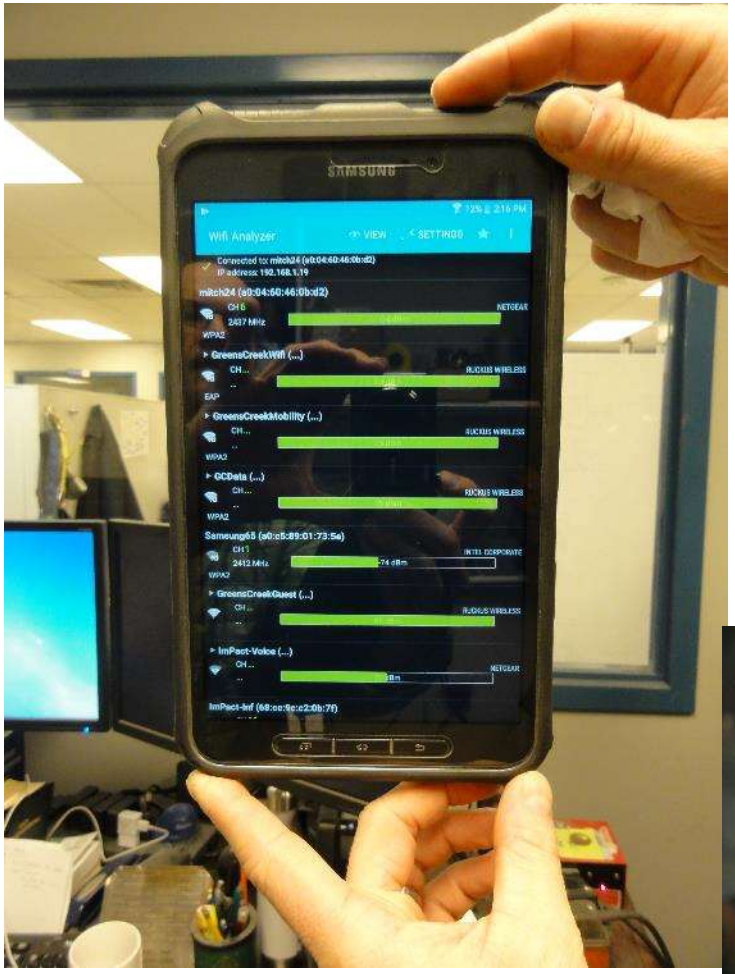

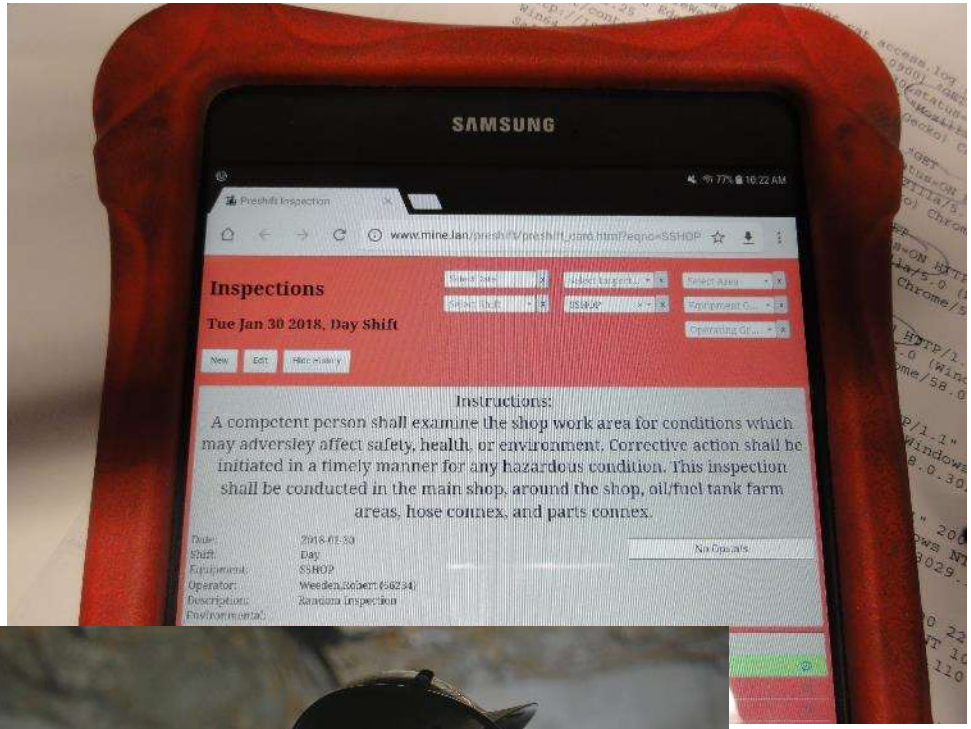



History of the Mobile Miner

Tunnel boring technology being applied to production mining

Hecla MINING COMPANY

NYSE:HL







Mobile Miner 130 – 1992
Tunnel Boring System – 2014
Mobile Reef Miner – 2016

Hecla's Mobile Miner – "Remote Vein Miner"

Design and operational criteria developed

NYSE:HL

- ✓ Nominal Advance Rate ~ 11m/day
- ✓ Mining width x height ~ 3.0m x 4.5m
- ✓ Maneuverability (turning radius) 13m H, 50m V and negotiable grade, ±20°
- ✓ On-board bolter with goal of eventual automation
- ✓ Collision detection, guidance assist
- ✓ High definition cameras for face viewing
- ✓ Tele-remote operation for automated face cutting operations

Power Unit Miner



Remote Vein Miner - 2019

Lucky Friday RVM Project

Cutter testing process at Colorado School of Mines

Hecla MINING COMPANY
NYSE:HL



- CSM Cutter Testing – Demonstration

- Variable Depth Cutting
  - Simulates entry and exit of cutters as RVM wheel passes through section of face being cut
    - Starts at 0” penetration depth
    - Finishes cut at 0.25” penetration depth
  - Used a partially worn cutter for comparison with granite sample using the same test parameters
  - Sample bed moves through stationary cutter
  - Cutter base is instrumented to record cutter force applied
- Constant depth cutting was also done, for comparison to the rest of the CSM database
  - TBMs, raisebores, and pick-type roadheaders

Lucky Friday RVM Project

CSM cutter preliminary testing results are favorable

Hecla MINING COMPANY

NYSE:HL



- Results after cutting
  - Good fragmentation
  - Maximum particle size ≈3” x 4”
  - Cut at lower force over same penetration depth used with granite sample
  - No ductile “flow” observed in cutting galena

Atlas Copco to launch the new generation Mobile Miner product line - the future of hard rock mining

July 7, 2017





Geometry Is Ideal For Rock Cutting

Half mile of vertical ore that doesn't deviate materially

Hecla MINING COMPANY

NYSE:HL

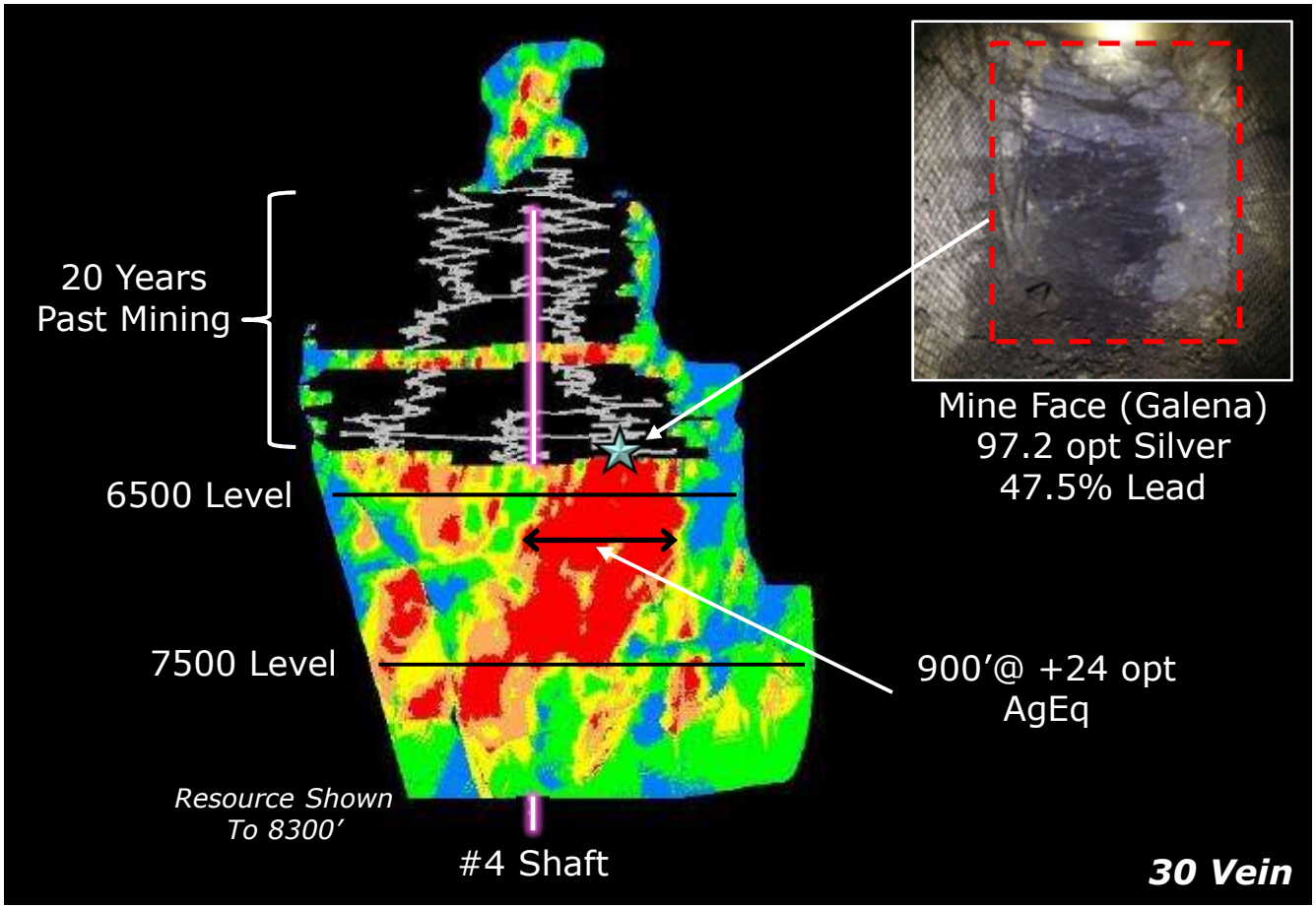

ORE GRADE VALUES
*AgEq Grade (opt)

- > 24
- 18 - 24
- 12 - 18
- 6 - 12
- < 6

Dec. 31, 2015

*Ag Equivalent Values Based Upon: Resource Prices $20.00/oz Ag, $0.90/lb Pb, $0.90/lb Zn

Lucky Friday: Testing Battery Powered LHD

Could reduce ventilation needs versus diesel

Hecla MINING COMPANY

NYSE:HL







Klondex Acquisition

Excellent Land Position Near Large Gold Mines

Located along important North Nevada Rift and Carlin/Battle Mtn Trends

Hecla MINING COMPANY

NYSE:HL

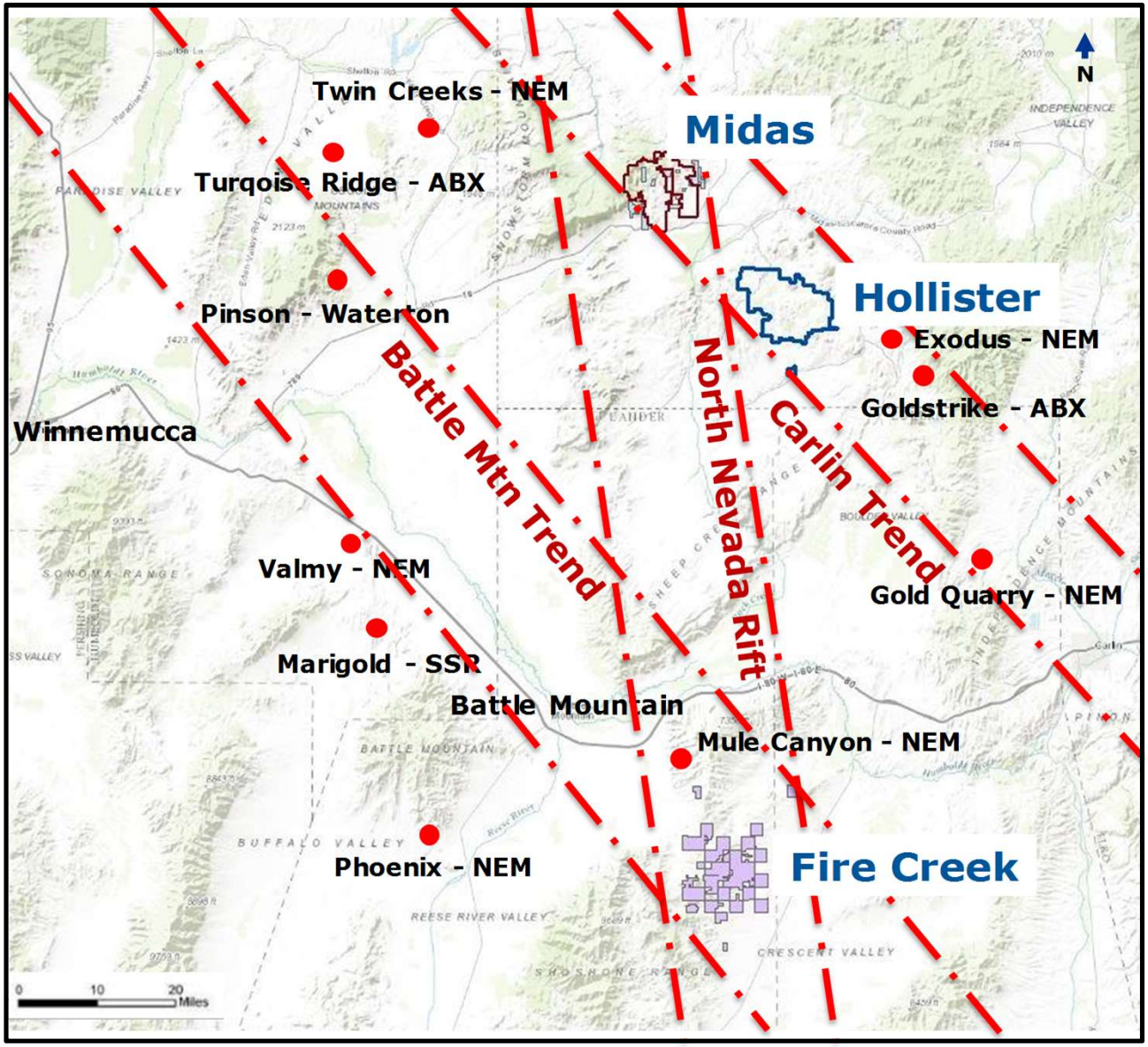

Thank You



Appendix

NYSE:HL

Midas



San Sebastian



Greens Creek



Lucky Friday



Fire Creek



Hollister



Casa Berardi



Proven & Probable Mineral Reserves

(on Dec. 31, 2017 unless otherwise noted)

Hecla MINING COMPANY

NYSE:HL

Reserves – 12/31/17[1]

Proven Reserves												
Asset	Tons (000)	Silver (oz/ton)	Gold (oz/ton)	Lead %	Zinc %	Copper %	Silver (000 oz)	Gold (000 oz)	Lead Tons	Zinc Tons	Copper Tons
Greens Creek (2)	7	12.2	0.09	2.4	6.1	-	89	1	170	440	-
Lucky Friday (2)	4,246	15.4	-	9.6	4.1	-	65,448	-	407,520	175,400	-
Casa Berardi (3)	2,458	-	0.13	-	-	-	-	312	-	-	-
San Sebastian (2)	31	23.3	0.19	-	-	-	712	6	-	-	-
Total.....	6,742						66,249	319	407,690	175,840	-
Probable Reserves											
Asset	Tons (000)	Silver (oz/ton)	Gold (oz/ton)	Lead %	Zinc %	Copper %	Silver (000 oz)	Gold (000 oz)	Lead Tons	Zinc Tons	Copper Tons
Greens Creek (2)	7,543	11.9	0.10	3.0	8.1	-	90,130	725	224,880	614,390	-
Lucky Friday (2)	1,387	11.4	-	7.6	3.7	-	15,815	-	104,720	50,640	-
Casa Berardi (3)	11,413	-	0.10	-	-	-	-	1,181	-	-	-
San Sebastian (2)	368	13.1	0.10	-	-	-	4,809	37	-	-	-
Total.....	20,709						110,754	1,943	329,600	665,030	-
Proven and Probable Reserves											
Asset	Tons (000)	Silver (oz/ton)	Gold (oz/ton)	Lead %	Zinc %	Copper %	Silver (000 oz)	Gold (000 oz)	Lead Tons	Zinc Tons	Copper Tons
Greens Creek (2)	7,550	11.9	0.10	3.0	8.1	-	90,219	725	225,050	614,840	-
Lucky Friday (2)	5,632	14.4	-	9.1	4.0	-	81,264	-	512,240	226,030	-
Casa Berardi (3)	13,871	-	0.11	-	-	-	-	1,494	-	-	-
San Sebastian (2)	398	13.9	0.11	-	-	-	5,520	43	-	-	-
Total.....	27,451						177,003	2,262	737,290	840,870	-

[1] The term "reserve" means that part of a mineral deposit that can be economically and legally extracted or produced at the time of the reserve determination. The term "economically," as used in the definition of reserve, means that profitable extraction or production has been established or analytically demonstrated to be viable and justifiable under reasonable investment and market assumptions. The term "legally," as used in the definition of reserve, does not imply that all permits needed for mining and processing have been obtained or that other legal issues have been completely resolved. However, for a reserve to exist, Hecla must have a justifiable expectation, based on applicable laws and regulations, that issuance of permits or resolution of legal issues necessary for mining and processing at a particular deposit will be accomplished in the ordinary course and in a timeframe consistent with Hecla's current mine plans.

[2] Mineral reserves are based on $1200 gold, $14.50 silver, $0.90 lead, $1.05 zinc, unless otherwise stated.

[3] Mineral reserves are based on $1200 gold, and a US$/CAN$ exchange rate of 1:1.37. Reserve diluted to an average of 34.7% to minimum width of 9.8 feet (3 m). Reserves at Casa Berardi were determined by Jonathan Archambault-Giroux, P. Geo., Que., Real Parent, P.Geo. Que., Sylvain Picard, P. Eng., Que. and Alain Quenneville, P. Eng., Que. unless otherwise stated.

Open pit mineral reserves of the Principal Mine were estimated in February 2011 by BBA Inc. based on $950 gold and a US$/CAN$ exchange rate of 1:1. Reserve diluted to 10%.

Technical Report on the Pre-Feasibility Study for the Casa Berardi Principal Zone Open-Pit Project, La Sarre, Quebec, February 2011

Prepared by: Patrice Live, Eng. - BBA Inc.; Amanda Fitch, Jr. Eng. - BBA Inc.; Andre Allaire, Eng., M. Eng., Ph.D. - BBA

Open pit mineral reserves of the 160 and 134 Zones were estimated in January 2018 by Hecla Quebec and Mine Development Associates based on $1225 gold and a US$/CAN$ exchange rate of 1.3.

Hecla Mining, Casa Berardi 160 and 134 Zones, Open Pit Mining Study - 2017

January 12, 2018, by Mine Development Associates, Thomas L. Dyer, P.E.

Measured and Indicated Mineral Resources

(on Dec. 31, 2017 unless otherwise noted)

Hecla MINING COMPANY

NYSE:HL

Resources – 12/31/17

Measured Resources

Asset	Tons (000)	Silver (oz/ton)	Gold (oz/ton)	Lead %	Zinc %	Copper %	Silver (000 oz)	Gold (000 oz)	Lead Tons	Zinc Tons	Copper Tons
Greens Creek (4)	341	9.1	0.09	2.4	8.3	-	3,086	30	8,090	28,420	
Lucky Friday (4,5)	7,371	7.6	-	4.9	2.7	-	55,947	-	361,590	200,280	-
Casa Berardi (6)	2,210	-	0.17	-	-	-	-	319	-	-	-
San Sebastian (4,7)	-	-	-	-	-	-	-	-	-	-	-
Heva (8)	5,480	-	0.06	-	-	-	-	304	-	-	-
Hosco (8)	33,070	-	0.04	-	-	-	-	1,296	-	-	-
Rio Grande Silver (9)	-	-	-	-	-	-	-	-	-	-	-
Star (4,10)	-	-	-	-	-	-	-	-	-	-	-
Total.....	48,471						59,032	1,948	369,680	228,700	-

Indicated Resources

Asset	Tons (000)	Silver (oz/ton)	Gold (oz/ton)	Lead %	Zinc %	Copper %	Silver (000 oz)	Gold (000 oz)	Lead Tons	Zinc Tons	Copper Tons
Greens Creek (4)	2,464	11.4	0.09	2.9	7.6	-	28,211	229	72,120	187,060	-
Lucky Friday (4,5)	2,344	8.2	-	5.3	2.5	-	19,202	-	123,120	58,160	-
Casa Berardi (6)	11,037	-	0.10	-	-	-	-	1,055	-	-	-
San Sebastian (4,7)	1,506	5.8	0.07	2.9	3.8	1.7	8,796	103	15,520	20,350	9,020
Heva (8)	5,570	-	0.07	-	-	-	-	369	-	-	-
Hosco (8)	31,620	-	0.04	-	-	-	-	1,151	-	-	-
Rio Grande Silver (9)	516	14.8	-	2.1	1.1	-	7,620	-	10,760	5,820	-
Star (4,10)	1,126	2.9	-	6.2	7.4	-	3,301	-	69,900	83,410	-
Total.....	56,182						67,128	2,907	291,420	354,800	9,020

Measured & Indicated Resources

Asset	Tons (000)	Silver (oz/ton)	Gold (oz/ton)	Lead %	Zinc %	Copper %	Silver (000 oz)	Gold (000 oz)	Lead Tons	Zinc Tons	Copper Tons
Greens Creek (4)	2,805	11.2	0.09	2.9	7.7	-	31,296	259	80,210	215,480	-
Lucky Friday (4,5)	9,715	7.7	-	5.0	2.7	-	75,148	-	484,700	258,430	-
Casa Berardi (6)	13,246	-	0.10	-	-	-	-	1,373	-	-	-
San Sebastian (4,7)	1,506	5.8	0.07	2.9	3.8	1.7	8,796	103	15,520	20,350	9,020
Heva (8)	11,050	-	0.06	-	-	-	-	672	-	-	-
Hosco (8)	64,690	-	0.04	-	-	-	-	2,447	-	-	-
Rio Grande Silver (9)	516	14.8	-	2.1	1.1	-	7,620	-	10,760	5,820	-
Star (4,10)	1,126	2.9	-	6.2	7.4	-	3,301	-	69,900	83,410	-
Total.....	104,653						126,161	4,854	661,090	583,490	9,020

Inferred Mineral Resources

(on Dec. 31, 2017 unless otherwise noted)

NYSE:HL

Inferred Resources											
Asset	Tons (000)	Silver (oz/ton)	Gold (oz/ton)	Lead %	Zinc %	Copper %	Silver (000 oz)	Gold (000 oz)	Lead Tons	Zinc Tons	Copper Tons
Greens Creek (4)	2,708	12.1	0.08	2.7	6.9	-	32,711	222	73,350	185,660	-
Lucky Friday (4,11)	2,820	8.7	-	6.3	2.7	-	24,646	-	178,970	75,270	-
Casa Berardi (6)	6,980	-	0.10	-	-	-	-	717	-	-	-
San Sebastian (4,12)	2,915	5.5	0.03	1.8	2.5	1.5	15,978	95	23,660	33,770	19,520
Heva (8)	4,210	-	0.08	-	-	-	-	350	-	-	-
Hosco (8)	7,650	-	0.04	-	-	-	-	314	-	-	-
Rio Grande Silver (13)	3,078	10.7	0.01	1.3	1.1	-	33,097	36	40,990	34,980	-
Star (4,14)	3,157	2.9	-	5.6	5.5	-	9,432	-	178,670	174,450	-
Monte Cristo (15)	913	0.3	0.14	-	-	-	271	131	-	-	-
Rock Creek (16)	100,086	1.5	-	-	-	0.7	148,736	-	-	-	658,680
Montanore (17)	112,185	1.6	-	-	-	0.7	183,346	-	-	-	759,420
Total.....	246,701						448,217	1,865	495,640	504,130	1,437,620

Note: All estimates are in-situ except for the proven reserves at Greens Creek and San Sebastian which are in surface stockpiles. Resources are exclusive of reserves.

(4) Mineral resources are based on $1350 gold, $21 silver, $0.95 lead, $1.10 zinc and $3.00 copper, unless otherwise stated.

(5) Measured and indicated resources from Gold Hunter and Lucky Friday vein systems are diluted and factored for expected mining recovery.

(6) Measured, indicated and inferred resources are based on $1350 gold and a US$/CAN$ exchange rate of 1:1.37. Underground resources are reported at a minimum mining width of 6.6 to 9.8 feet (2 m to 3 m).
Resources at Casa Berardi were determined by Jonathan Archambault-Giroux, P. Geo., Que., Real Parent, P.Geo. Que., Sylvain Picard, P. Eng., Que. and Alai Quenneville, P. Eng., Que. unless otherwise stated.
Open pit mineral resources of the Principal Mine were estimated in February 2011 by BBA Inc. based on $950 gold and a US$/CAN$ exchange rate of 1:1.
Technical Report on the Pre-Feasibility Study for the Casa Berardi Principal Zone Open-Pit Project, La Sarre, Quebec, February 2011
Prepared by: Patrice Live, Eng. - BBA Inc.; Amanda Fitch, Jr. Eng. - BBA Inc.; Andre Allaire, Eng., M. Eng., Ph.D. - BBA

(7) Indicated resources reported at a minimum mining width of 6.6 feet (2 m) for Hugh Zone and 4.9 feet (1.5 m) for Andrea Vein, Middle Vein, and North Vein. East Francine resources reported at actual vein width.
San Sebastian lead, zinc and copper grades are for 531,900 tons of indicated resource within the Middle Vein and the Hugh Zone of the Francine Vein.

(8) Measured, indicated and inferred resources were estimated in by Goldminds Geoservices Inc. with effective date 12-July-2013, and are based on $1300 gold and a US$/CAN$ exchange rate of 1:1.
The resources are in-situ without dilution and material loss.
NI43-101 Technical Report, Mineral Resource Update, Heva-Hosco Gold Projects, Rouyn-Noranda, Quebec, Hecla Quebec, December 2013
Prepared by: Claude Duplessis, Eng. Project Manager - GoldMinds Geoservices Inc.; Maxime Dupéré, P.Geo - SGS Canada Inc. (Geostat)

(9) Indicated resources reported at a minimum mining width of 6.0 feet for Bulldog; resources based on $26.5 Ag, $0.85 Pb, and $0.85 Zn.

(10) Indicated resources reported at a minimum mining width of 4.3 feet.

(11) Inferred resources from Gold Hunter and Lucky Friday vein systems are diluted and factored for expected mining recovery.

(12) Inferred resources reported at a minimum mining width of 6.6 feet (2 m) for Hugh Zone and 4.9 feet (1.5 m) for Andrea Vein, Middle Vein, and North Vein. Ea Francine resources reported at actual vein width.
San Sebastian lead, zinc and copper grades are for 1,338,300 tons of inferred resource within the Middle Vein and the Hugh Zone of the Francine Vein.

(13) Inferred resources reported at a minimum mining width of 6.0 feet for Bulldog, 5.0 feet for Equity & North Amethyst veins; resources based on $1400 Au, $26.5 Ag, $0.85 Pb, and $0.85 Zn.

(14) Inferred resources reported at a minimum mining width of 4.3 feet.

(15) Inferred resource reported at a minimum mining width of 5.0 feet; resources based on $1400 Au, $26.5 Ag.

(16) Inferred resource reported at a minimum thickness of 15 feet.
Inferred resources at Rock Creek adjusted given mining restrictions as defined by U.S. Forest Service - Kootenai National Forest in the June 2003 'Record o Decision, Rock Creek Project'.

(17) Inferred resource reported at a minimum thickness of 15 feet.
Inferred resources at Montanore adjusted given mining restrictions as defined by U.S. Forest Service, Kootenai National Forest, Montana DEQ in the December 2015 'Joint Final EIS, Montanore Project' and the February 2016 U.S. Forest Service - Kootenai National Forest 'Record of Decision, Montanore Project'.

* Totals may not represent the sum of parts due to rounding

2008 – 2016 Reserve Table

NYSE:HL

2008 Proven Reserves	Tons	Silver (oz/ton)	Gold (oz/ton)	Silver (ounces)	Gold (ounces)
Greens Creek	-	-	-	-	-
Lucky Friday	1,270,000	12.40	-	15,800,800	-
Probable Reserves					
Greens Creek	8,064,700	13.70	0.108	110,583,200	870,100
Lucky Friday	523,400	11.60	-	6,046,800	-
2009 Proven Reserves					
Greens Creek	-	-	-	-	-
Lucky Friday	1,358,200	12.30	-	16,640,300	-
Probable Reserves					
Greens Creek	8,314,700	12.10	0.102	100,973,300	847,400
Lucky Friday	1,577,000	13.90	-	21,947,600	-
2010 Proven Reserves					
Greens Creek	-	-	-	-	-
Lucky Friday	1,642,100	12.40	-	20,387,600	-
Probable Reserves					
Greens Creek	8,243,100	12.10	0.092	99,730,000	757,000
Lucky Friday	1,545,100	14.20	-	21,955,000	-
2011 Proven Reserves					
Greens Creek	-	-	-	-	-
Lucky Friday	2,345,500	12.60	-	29,573,900	-
Probable Reserves					
Greens Creek	7,991,000	12.30	0.093	98,383,300	742,400
Lucky Friday	1,345,300	14.70	-	19,746,200	-
2012 Proven Reserves					
Greens Creek	12,000	9.30	0.095	112,500	1,100
Lucky Friday	2,206,600	12.10	-	26,778,900	-
Probable Reserves					
Greens Creek	7,845,600	12.00	0.092	94,481,200	718,400
Lucky Friday	1,931,700	14.80	-	28,676,000	-

2013 Proven Reserves	Tons	Silver (oz/ton)	Gold (oz/ton)	Silver (ounces)	Gold (ounces)
Greens Creek	14,000	12.90	0.130	182,000	2,000
Lucky Friday	3,708,000	12.10	-	44,892,000	-
Casa Berardi	1,106,000	-	0.170	-	185,000.00
Probable Reserves					
Greens Creek	7,783,000	11.90	0.090	92,338,000	711,000
Lucky Friday	2,698,000	12.00	-	32,352,000	-
Casa Berardi	7,933,000	-	0.150	-	1,209,000
2014 Proven Reserves					
Greens Creek	4,700	15.70	0.100	74,000	5,000
Lucky Friday	3,840,000	13.70	-	52,556,000	-
Casa Berardi	1,606,000	-	0.150	-	237,000.00
Probable Reserves					
Greens Creek	7,691,000	12.20	0.100	93,947,000	738,000
Lucky Friday	2,043,000	12.90	-	26,346,000	-
Casa Berardi	7,806,000	-	0.140	-	##########
2015 Proven Reserves					
Greens Creek	10,000	20.80	0.120	210,000	1,000
Lucky Friday	3,510,000	16.50	-	57,961,000	-
San Sebastian	5,000	14.50	0.210	72,000	1,000
Casa Berardi	2,119,000	-	0.110	-	234,000
Probable Reserves					
Greens Creek	7,204,000	12.30	0.090	88,523,000	676,000
Lucky Friday	1,557,000	13.30	-	20,721,000	-
San Sebastian	284,000	28.00	0.220	7,943,000	63,000
Casa Berardi	8,104,000	-	0.140	-	1,098,000
2016 Proven Reserves					
Greens Creek	9,000	15.50	0.090	140,000	1,000
Lucky Friday	3,308,000	17.50	-	57,925,000	-
San Sebastian	43,000	23.40	0.190	1,008,000	8,000
Casa Berardi	2,575,000	-	0.110	-	272,000
Probable Reserves					
Greens Creek	7,585,000	11.70	0.090	88,729,000	672,000
Lucky Friday	1,542,000	12.90	-	19,912,000	-
San Sebastian	283,000	16.20	0.100	4,593,000	29,000
Casa Berardi	7,752,000	-	0.130	-	1,037,000