

GLOBAL ATOMIC CORPORATION

Advancing the Dasa Uranium Project in the Republic Of Niger

CORPORATE PRESENTATION
NOVEMBER 2026

GLOBALATOMIC

DISCLAIMER



This presentation has been prepared by Global Atomic Corporation ("Global Atomic" or the "Company") and includes information from sources believed by management to be reliable. No representation or warranty, expressed or implied, is made as to the accuracy of the information set forth herein. The information contained herein is as of the date hereof and is subject to change, completion or amendment without notice.

This presentation contains forward-looking statements, estimates and projections with respect to the anticipated future performance of the company that may be deemed to be "forward-looking statements." These statements, estimates and projections reflect various assumptions made by the Company concerning anticipated results, which may or may not prove to be correct.

The scientific and technical disclosures in this presentation have been extracted from the Dasa Project 2024 Feasibility Study, which was reviewed and approved by Dmitry Pertel, M.Sc., MAIG, John Edwards, B.Sc. Hons., FSAIMM, Andrew Pooley, B. Eng (Hons)., FSAIMM who are "qualified persons" under National Instrument 43-101 – Standards of Disclosure for Mineral Properties.

All statements contained in the presentation that address operating performance, future direction, management and control of the Company, events or developments that are expected to occur in the future (including statements related to earnings, expectations, sales of assets, capital expenditures, or statements expressing general optimism about future operating results) are forward-looking statements. Actual results could differ materially from those reflected in the forward-looking statements contained herein as a result of a variety of factors, many of which are beyond the Company's control.

All monetary amounts are in U.S. dollars, unless otherwise stated.

NEAR-TERM URANIUM PRODUCTION & MINERAL RECYCLING

URANIUM

Republic of Niger

Uranium will fuel the global reactor fleet to generate clean baseload power.

ZINC RECYCLING

Iskenderun, Türkiye

Zinc concentrate produced by recycling Electric Arc Furnace Dust (EAFD), is a key component in this region's circular economy.



Dasa is the highest-grade uranium deposit in Africa, situated in Niger's established uranium district

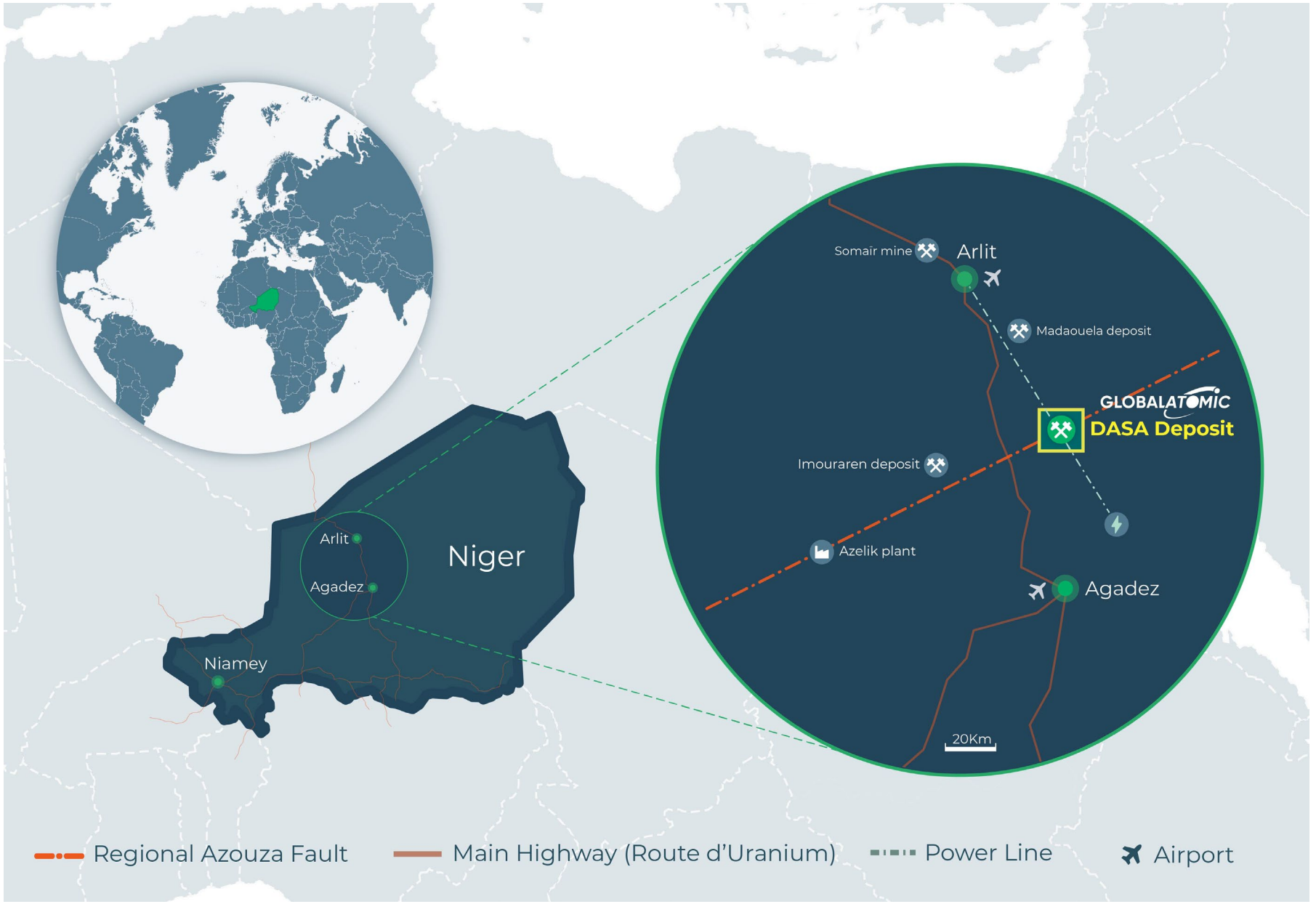



Mining Team advancing underground development







DASA PROJECT

Building the highest-grade uranium mine in Africa

2024 FEASIBILITY STUDY HIGHLIGHTS

- **Production:** 68.1 Mlb U_3O_8 over 23 years
- **Reserve Grade:** 4,113 ppm; 5,109 ppm in the first 12 years, highest grade outside of the Athabasca Basin
- **Feasibility Study** assumed a base U_3O_8 price of US$75/lb
- **Actual production timelines** will depend on the timing of project financing

Dasa Project Economic sensitivity with varying uranium prices*				
Uranium Price ($/lb)	$60	$75	$90	$105
Before-tax $NPV_{8\%}$	$656 M	$1,122 M	$1,572 M	$2,022 M
After-tax $NPV_{8\%}$	$551 M	$917 M	$1,269 M	$1,621 M
After-tax IRR	38.2%	57.0%	74.8%	92.9%

*Dasa Project Economic sensitivity based on 100% ownership (Global Atomic Corporation ownership = 80%)

DFC LOAN FACILITY & DRAWDOWN

DFC BOARD APPROVAL

Up to

US$414.2M

Debt facility

Conditions precedent prior to closing and drawdown

1	**Confirm uranium export route(s)**	In Progress
2	**Harmonize Mining Permit renewal term with 10-year DFC loan duration**	In Progress
3	**Complete Global Atomic portion of funding requirements**	In Progress

Board of Directors of the U.S. International Development Finance Corporation (“DFC”) has approved a debt facility on September 16, 2026. DFC Facility of $414.2M consists of Term Loan Facility of up to US$397.4M and a Cost Overrun Facility of US$16.8M.

DASA PROJECT FINANCING

All figures in US$ millions

Project cost estimate

Direct project costs	$622.7
Working capital & corporate	$55.2
Financing costs	$70.1
Total project costs	**$743.6**
Capital spent up to September 30, 2026	$(251.8)
Remaining project costs	**$491.8**

Funding to complete

DFC Loan Facility[1]	$397.4
Cash at September 30, 2026	$2.8
Net proceeds of public offering which closed October 1, 2026[2]	$37.8
Indicative balance to fund[3]	**$53.8**
Remaining project costs	**$491.8**

[1] DFC Loan Facility approved on September 16, 2026, up to $414.2M, consists of Term Loan Facility of US$397.4M and a Cost Overrun Facility of US$16.8M. Loan closing and drawdown remain subject to several conditions.
[2] Gross proceeds of C$57.0 million.
[3] Illustrative balance before offering fees and expenses. Excludes activity since September 30, 2026.

VALUE OPPORTUNITIES

Infill drilling will target **51.4 Mlbs @ 5,349 ppm (Inferred)** and convert resources into mineable reserves to sustain **~4 Mlbs/year U_3O_8 production**

2x mill throughput expansion (1,000 → 2,000 tpd)

Reduce cut-off grade to reflect higher U_3O_8 prices

Once project financing becomes available, construction of the processing plant is expected to take **~20 months**, with commissioning and initial yellowcake shipments occurring within **3 months thereafter**.

ESTIMATED PRODUCTION PROFILE

Based on 2024 Feasibility Study

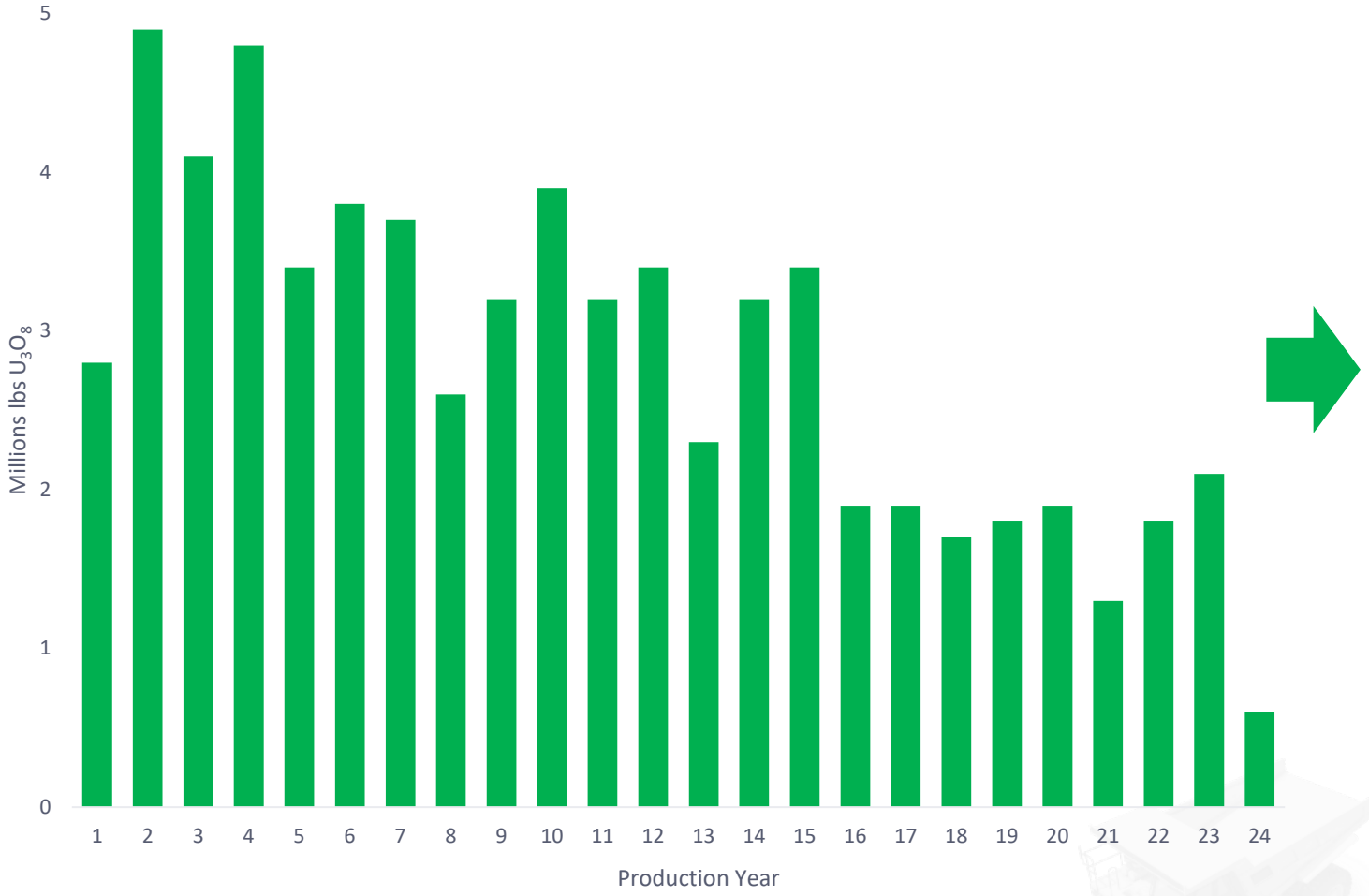

2023 MINERAL RESOURCE ESTIMATE

Q1 2024 Feasibility Study defines a 23-year Dasa mine plan, Mineral Reserves of 73.0 Mlbs U_3O_8, and uranium production of 68.1 Mlbs U_3O_8.

Comparative Grade / Tonnage Report at Varying Cut-Off Grades May 2023 Revised Estimate				
Cut-Off Grade (ppm U_3O_8)	Category	Tonnes (Mt)	Uranium Content eU_3O_8 (ppm)	Contained Uranium eU_3O_8 Mlbs
100	Indicated	103.6	803	183.5
	Inferred	71.0	636	99.5
320	Indicated	44.9	1,602	158.5
	Inferred	25.4	1,435	80.4
1,200	Indicated	12.6	4,201	117.1
	Inferred	5.9	4,320	56.1
1,500	**Indicated**	**10.1**	**4,926**	**109.6**
	Inferred	**4.4**	**5,349**	**51.4**
2,500	Indicated	5.7	7,258	91.0
	Inferred	2.4	8,211	43.2
10,000	Indicated	0.9	22,185	43.5
	Inferred	0.6	18,362	25.3

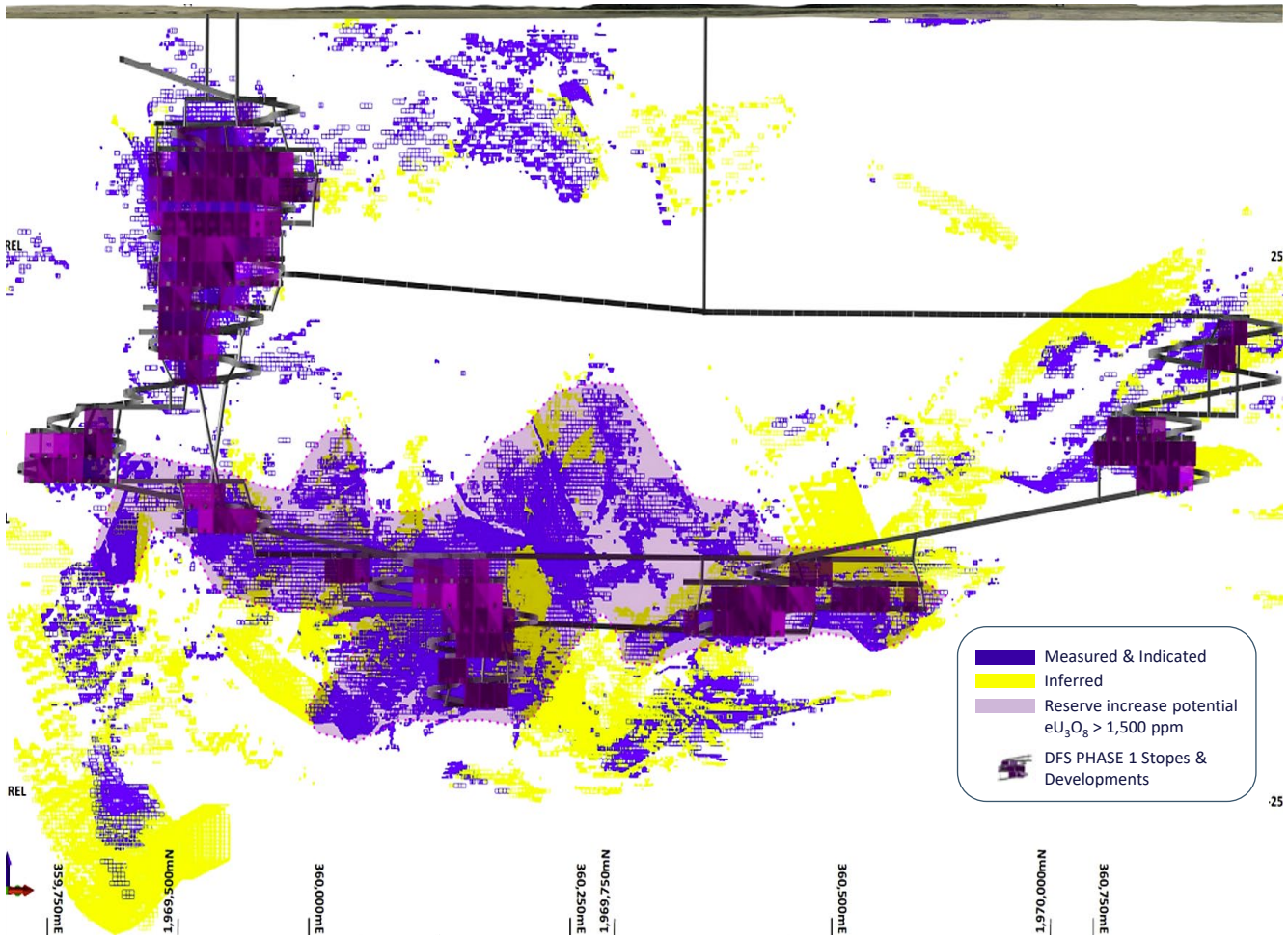

FLANK ZONE MINE PLAN

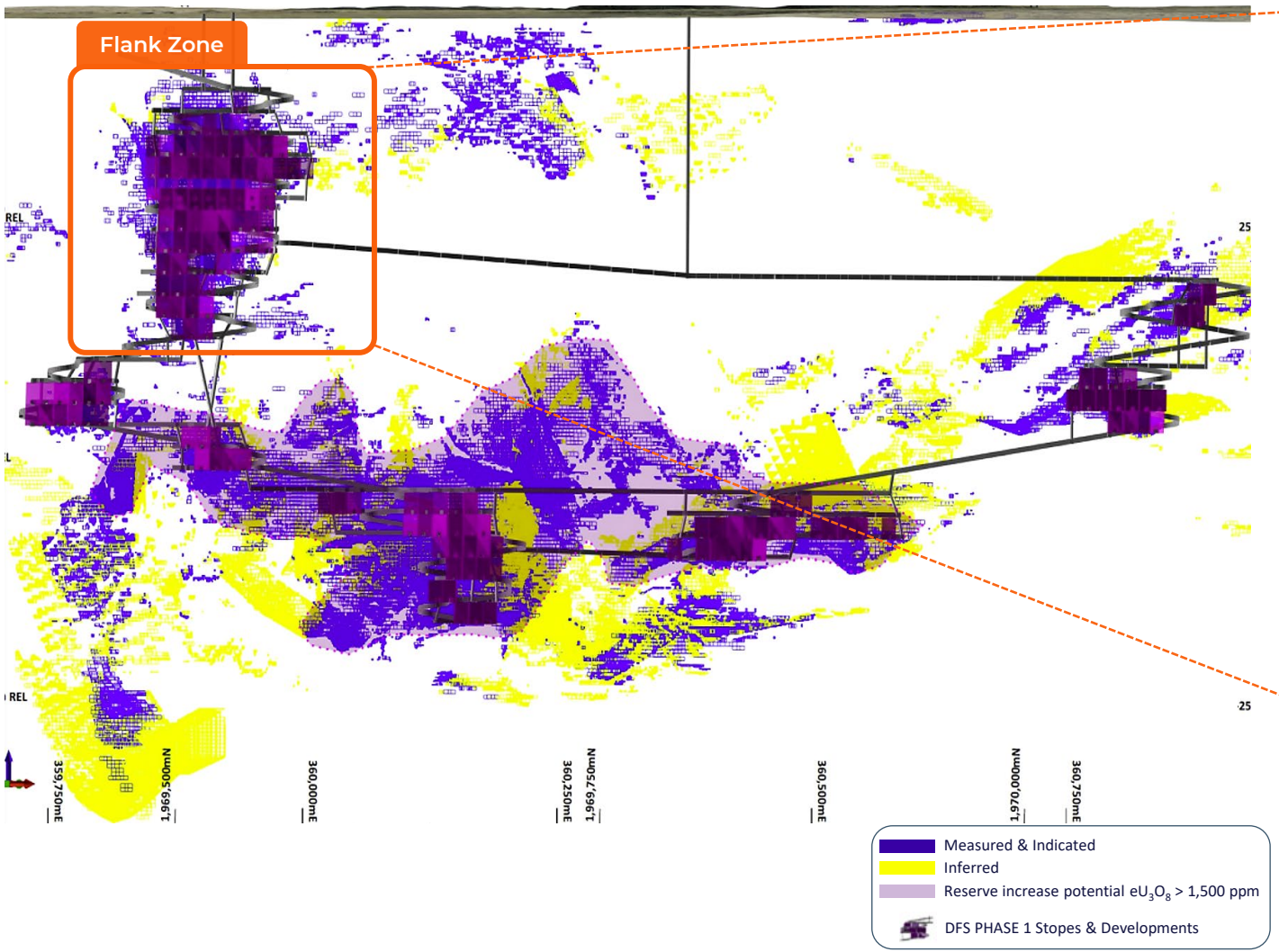

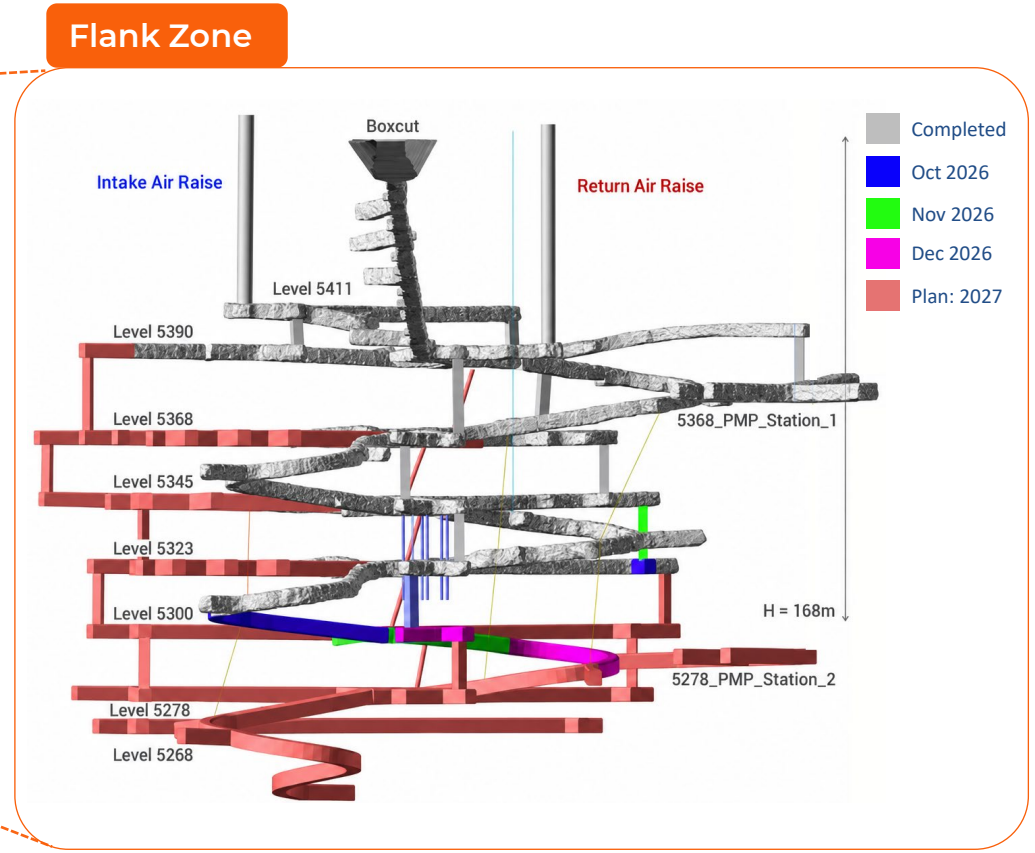

- **Ramp and level development** advancing to provide stope access on five levels in the Flank Zone.
- **The Flank Zone** will be mined over **10 years** prior to entering the main orebody.



Dasa Project keeps moving forward



Crusher, Retaining Wall and ROM Pad foundations



Acid Plant in progress





Acid Plant in progress



Lab & Control Room – civil works in progress



SAG Mill foundation



Belt Filter Building foundation



Diesel Generator Control Room & Generator House



Fuel Farm expansion



Site Warehouse - civil works underway



Stacker & Reclaimer Area in progress



Substation 2 civil works underway







260-person camp completed



1 million hours LTI-free — a shared achievement

ESG INITIATIVES SINCE 2008



Empowering our workforce: First graduates of the Dasa Mine Literacy Program

- Food during droughts
- Medical supplies
- Water wells & infrastructure
- Education & training
- Local, regional and national procurement of goods & services
- ESIAs include significant consultation and baseline studies
- Development Bank due diligence independently validates ESG



Area village consultation meeting



Animal watering trough installation



On-site townhall meetings

GLOBAL URANIUM DEMAND EXCEEDS SUPPLY

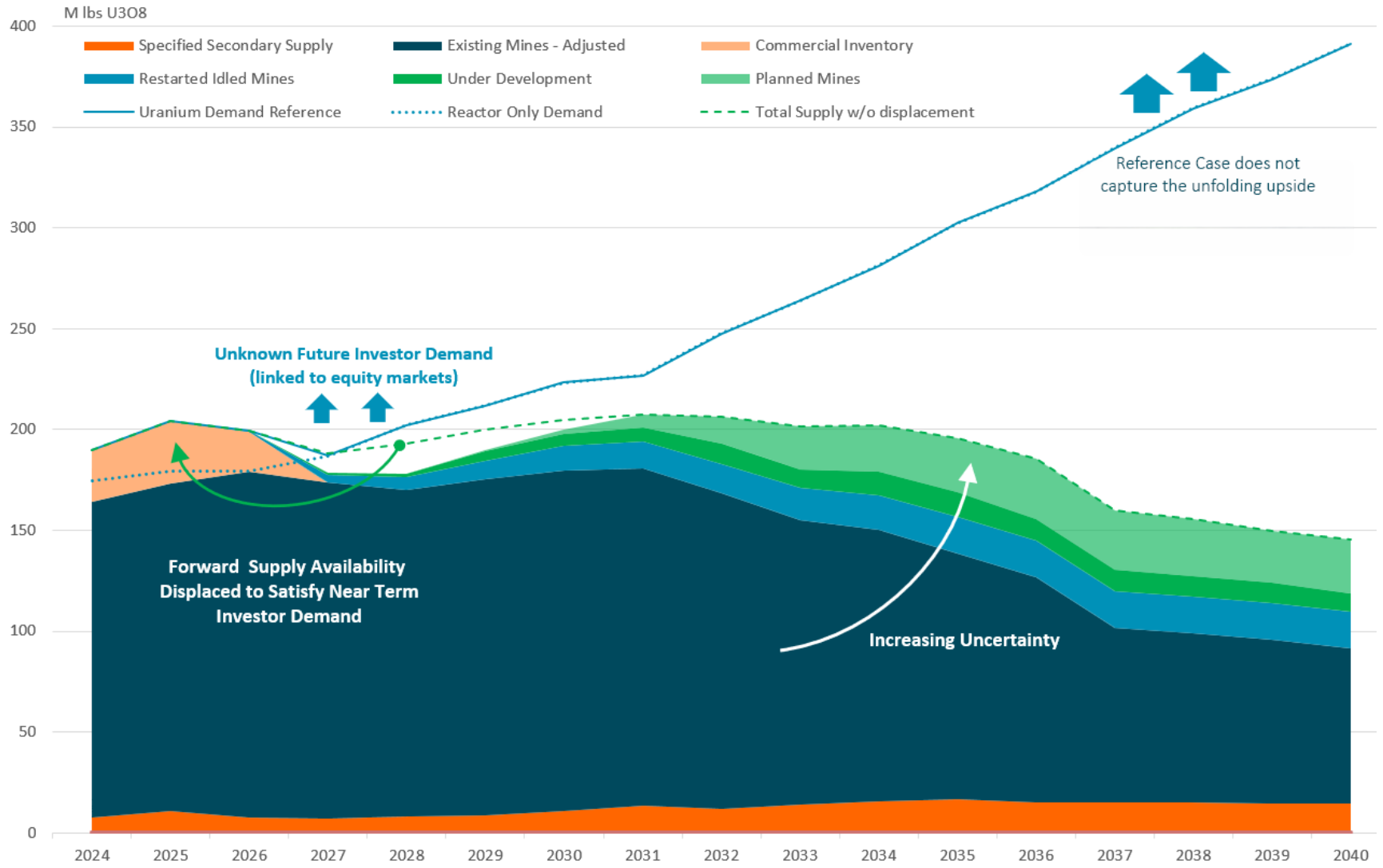

Note: Demand curve does not include: SMRs and US Government military procurement of 4M lbs per year, US origin U_3O_8.
Source: WNA/Fuel Link

URANIUM PRICE LONG-TERM UPWARD BIAS

Spot price volatility of 2024 – 2025 off-set by stable to higher Term- Price.

10-YEAR SPOT VS. LONG-TERM PRICE

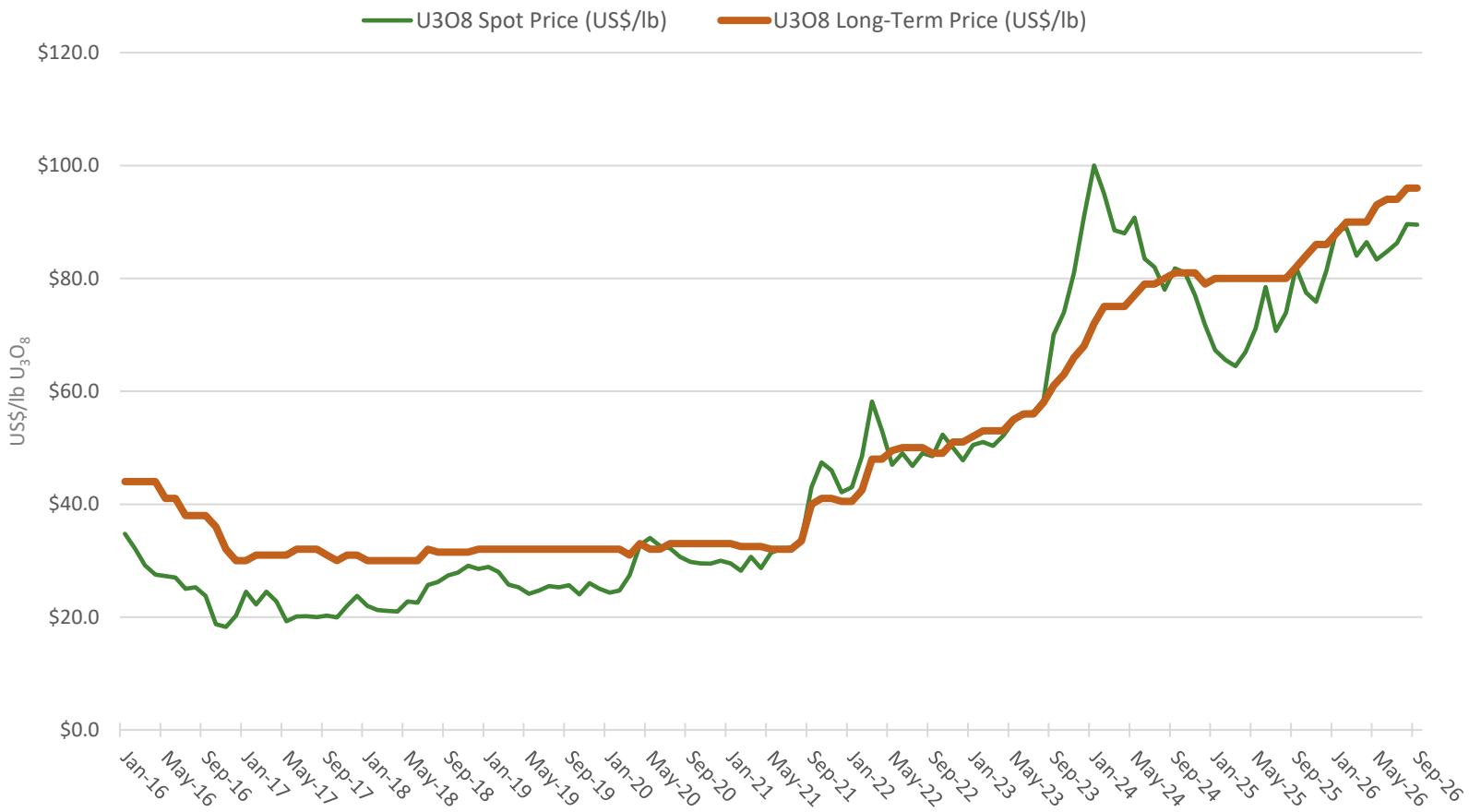

Source: UxC, month-end prices, US$/lb U_3O_8.



BEFESA SILVERMET, TÜRKİYE

- Joint Venture (49%) with Befesa Zinc, the market leader in zinc recycling
- Processes EAFD containing 20% to 30% zinc sourced from local steel mills
- Produces a 65% to 70% zinc oxide concentrate for sale to smelters
- Recovers high grade zinc & removes toxic elements from the environment

Zinc oxide recovery plant, Iskenderun, Türkiye

ZINC RECYCLING

- BST Joint Venture continues to operate profitably and pay dividends
- Zinc prices remained strong during 2026
- Turkish steel mills continued running below capacity affecting supply of electric arc furnace dust (EAFD), this operation's primary feedstock

JV PRODUCTION & PROFITABILITY

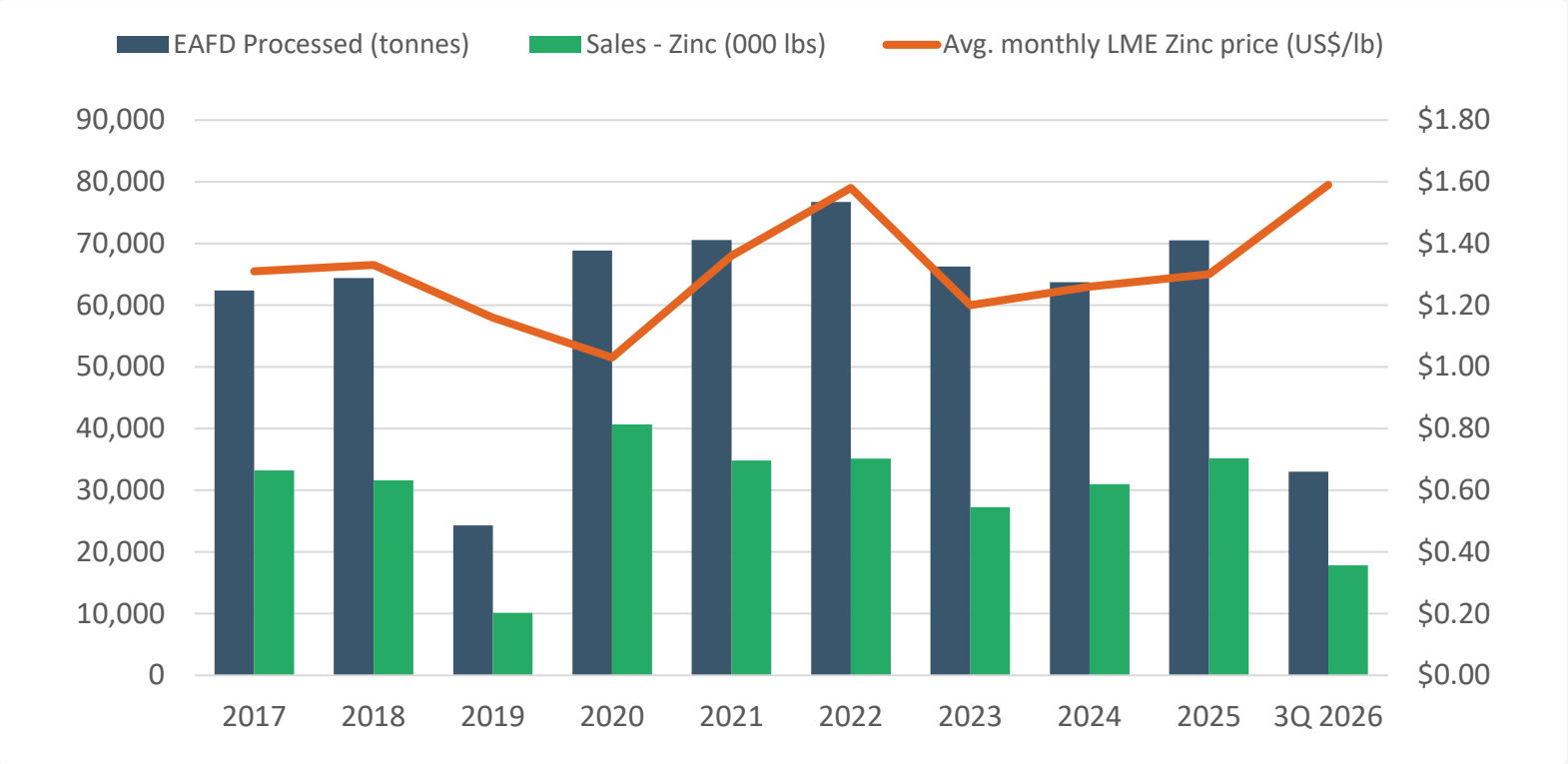

GLOBAL ATOMIC'S SHARE OF JV'S EBITDA (C$M)

2017	2018	2019	2020	2021	2022	2023	2024	2025	3Q 2026
$10.7	**$13.5**	**$0.4**	**$5.6**	**$11.3**	**$4.2**	**$(2.4)**	**$6.3**	**$9.5**	**$6.1**

In early 2023, EAFD supply was impacted as local steel mills were affected by major earthquakes.
In 2019, plant was shut down for modernization/expansion.

CAPITAL STRUCTURE

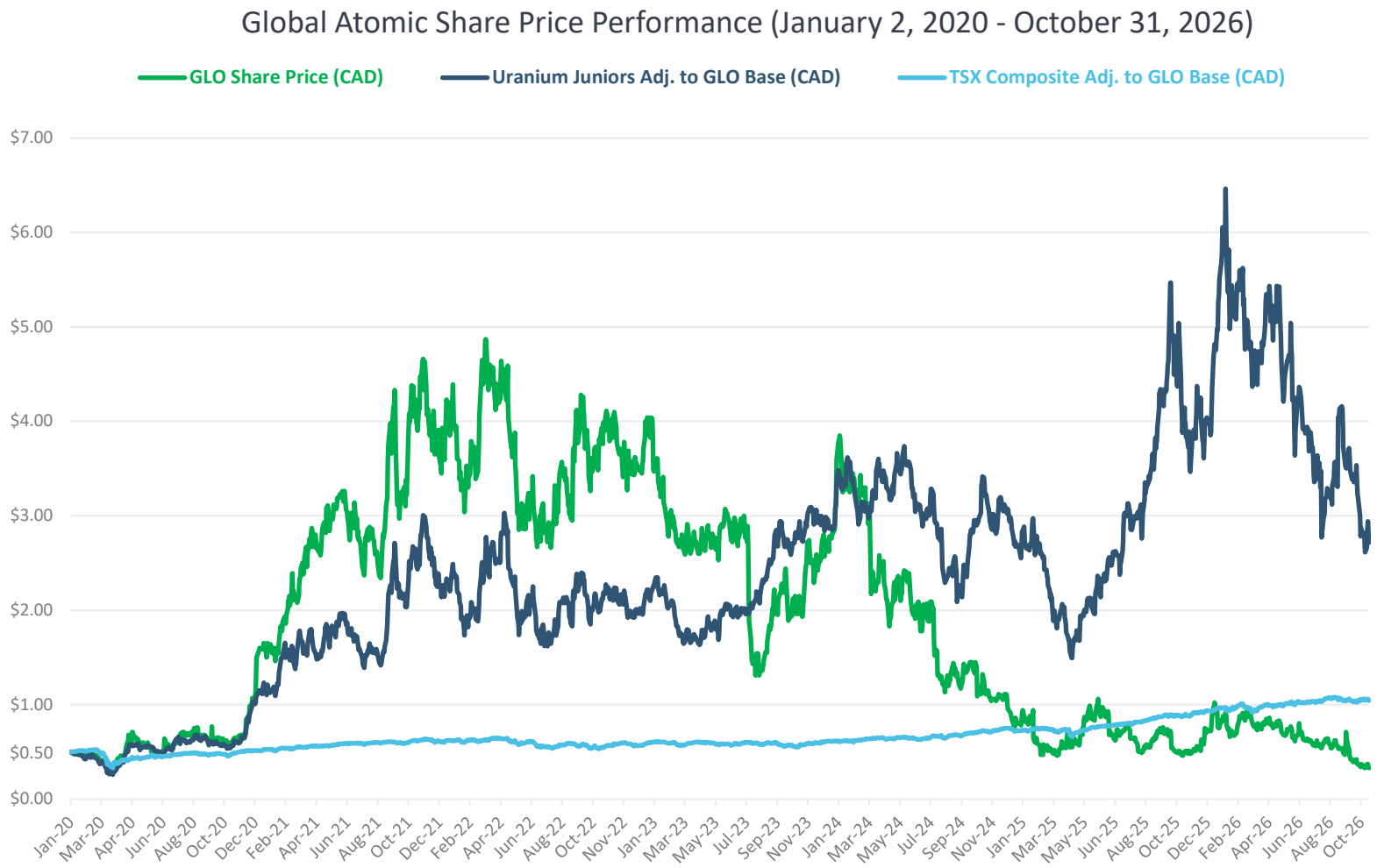

C$199 M
Market Capitalization

C$0.33
TSX Share Price
As of October 31, 2026

604.2 M
Shares Issued*
As of October 31, 2026

Shareholder Composition (approx.)

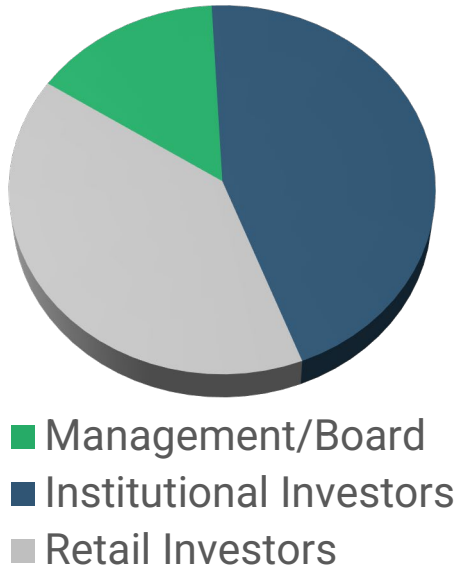

958.7 million shares outstanding on a fully-diluted basis as of October 31, 2026.

GLOBALATOMIC

FUELING A LOW-CARBON FUTURE

GLOBAL ATOMIC CORPORATION

8 King St E, Suite 1700 Toronto, ON M5C 1B5

+1 416-368-3949

globalatomiccorp.com

info@globalatomiccorp.com



SOMIDA Headquarters, Niamey, Republic of Niger