




# Sabra 2026 Proxy Statement



Sabra Health Care REIT, Inc.

1781 Flight Way  
Tustin, California 92782

# Notice Of Annual Meeting Of Stockholders

To Be Held On June 17, 2026

*To the Stockholders of Sabra Health Care REIT, Inc.:*

Notice is hereby given that the 2026 Annual Meeting of Stockholders (the "Annual Meeting") of Sabra Health Care REIT, Inc., a Maryland corporation (the "Company"), will be held at the Company's headquarters located at 1781 Flight Way, Tustin, California 92782 on Wednesday, June 17, 2026, at 9:00 a.m., Pacific time, to consider and vote on the following proposals:

- (1) The election of seven nominees to the Board of Directors to serve until the Company's 2027 annual meeting of stockholders and until their respective successors are duly elected and qualified;
- (2) The ratification of the appointment of PricewaterhouseCoopers LLP as the Company's independent registered public accounting firm for the fiscal year ending December 31, 2026; and
- (3) The approval, on an advisory basis, of the compensation of the Company's named executive officers as described in the Proxy Statement.

In addition, at the Annual Meeting, we will transact such other business as may properly come before the Annual Meeting or any adjournments or postponements thereof.

Only stockholders of record of the Company's common stock as of the close of business on April 14, 2026 are entitled to notice of, and to vote at, the Annual Meeting and any adjournments or postponements thereof.

You are cordially invited to attend the Annual Meeting in person. **Your vote is important to us. Whether or not you plan to attend and participate in the Annual Meeting, please submit your proxy as soon as possible. If you attend the Annual Meeting and vote in person, your proxy will not be used.**



By Order of the Board of Directors,

A handwritten signature in blue ink, appearing to read "Michael Costa", written over a light blue horizontal line.

**Michael Costa**  
*Chief Financial Officer, Treasurer  
and Executive Vice President*

Tustin, California  
April 24, 2026



# TABLE OF CONTENTS

|  |     |
|--|-----|
| PROXY STATEMENT .....  | 1   |
| IMPORTANT NOTICE REGARDING INTERNET AVAILABILITY OF PROXY MATERIALS .....                              | 1   |
| QUESTIONS AND ANSWERS ABOUT THE ANNUAL MEETING .....   | 1   |
| SECURITY OWNERSHIP OF PRINCIPAL STOCKHOLDERS, DIRECTORS AND MANAGEMENT .....                           | 6   |
| BOARD OF DIRECTORS AND EXECUTIVE OFFICERS .....  | 8   |
| CORPORATE GOVERNANCE .....   | 18  |
| SUSTAINABILITY INITIATIVES .....   | 28  |
| DIRECTOR COMPENSATION .....  | 30  |
| EXECUTIVE COMPENSATION .....   | 32  |
| Compensation Discussion and Analysis .....   | 32  |
| Base Salaries .....  | 36  |
| 2025 Annual Incentive Compensation Opportunity .....   | 36  |
| Long-Term Incentives .....   | 38  |
| Compensation Committee Report .....  | 42  |
| Compensation Committee Interlocks and Insider Participation .....                                      | 42  |
| Summary Compensation Table—2023—2025 .....   | 42  |
| Description of Employment Agreements—Salary and Incentive Bonus Payments .....                         | 43  |
| Grants of Plan-Based Awards—2025 .....   | 44  |
| Description of Annual Compensation Opportunity .....   | 44  |
| Outstanding Equity Awards at End of 2025 .....   | 45  |
| Stock Vested—2025 .....  | 46  |
| Nonqualified Deferred Compensation Table—2025 .....  | 46  |
| Potential Payments Upon Termination or Change in Control .....   | 47  |
| Pay Ratio Disclosure .....   | 49  |
| Pay Versus Performance .....   | 50  |
| EQUITY COMPENSATION PLAN INFORMATION .....   | 54  |
| TRANSACTIONS WITH RELATED PERSONS .....  | 55  |
| AUDIT COMMITTEE REPORT .....   | 56  |
| AUDIT INFORMATION .....  | 57  |
| ELECTION OF DIRECTORS (Proposal No. 1) .....   | 58  |
| RATIFICATION OF APPOINTMENT OF INDEPENDENT REGISTERED PUBLIC ACCOUNTING FIRM<br>(Proposal No. 2) ..... | 59  |
| ADVISORY APPROVAL OF NAMED EXECUTIVE OFFICER COMPENSATION (Proposal No. 3) .....                       | 60  |
| OTHER MATTERS .....  | 61  |
| STOCKHOLDER PROPOSALS AND DIRECTOR NOMINATIONS FOR 2027 ANNUAL MEETING OF<br>STOCKHOLDERS .....        | 61  |
| ANNUAL REPORT TO STOCKHOLDERS .....  | 62  |
| DELIVERY OF DOCUMENTS TO STOCKHOLDERS SHARING AN ADDRESS .....   | 62  |
| APPENDIX A .....   | A-1 |

## Website References

References to our website in this Proxy Statement are provided for convenience only and the content on our website does not constitute part of this Proxy Statement.

**SABRA HEALTH CARE REIT, INC.**

1781 Flight Way  
Tustin, California 92782

## PROXY STATEMENT

The Board of Directors of Sabra Health Care REIT, Inc., a Maryland corporation (“Sabra,” the “Company,” “we,” “our” and “us”), solicits your proxy for the 2026 Annual Meeting of Stockholders (the “Annual Meeting”) to be held at 9:00 a.m., Pacific time, on Wednesday, June 17, 2026 at our headquarters located at 1781 Flight Way, Tustin, California 92782, and at any and all adjournments or postponements of the Annual Meeting. These proxy materials are first being sent or made available to our stockholders on or about April 24, 2026.

## IMPORTANT NOTICE REGARDING INTERNET AVAILABILITY OF PROXY MATERIALS

This Proxy Statement and our Annual Report on Form 10-K for the year ended December 31, 2025 (“2025 Annual Report”) are posted in the Investors—Financials section of our website at [www.sabrahealth.com](http://www.sabrahealth.com). You can also view these materials at [www.proxyvote.com](http://www.proxyvote.com) by using the control number provided on your proxy card or Notice of Internet Availability of Proxy Materials (the “Notice of Internet Availability”).

## QUESTIONS AND ANSWERS ABOUT THE ANNUAL MEETING

**Q: Why did I receive only a Notice of Internet Availability?**

**A:** As permitted by the Securities and Exchange Commission (the “SEC”), Sabra is furnishing to stockholders its Notice of Annual Meeting, Proxy Statement and 2025 Annual Report primarily over the Internet. On or about April 24, 2026, we mailed to each of our stockholders (other than those who previously requested electronic delivery or to whom we are mailing a paper copy of the proxy materials) a Notice of Internet Availability containing instructions on how to access and review the proxy materials via the Internet and how to submit a proxy electronically using the Internet. The Notice of Internet Availability also contains instructions on how to receive, free of charge, paper copies of the proxy materials. If you received the Notice of Internet Availability, you will not receive a paper copy of the proxy materials unless you request one.

We believe the delivery options that we have chosen will allow us to provide our stockholders with the proxy materials they need, while lowering the cost of the delivery of the materials and reducing the environmental impact of printing and mailing paper copies.

**Q: What items will be voted on at the Annual Meeting?**

**A:** The items of business scheduled to be voted on at the Annual Meeting are:

- the election of seven nominees to the Board of Directors to serve until the 2027 annual meeting of stockholders and until their respective successors are duly elected and qualified (Proposal No. 1);
- the ratification of the appointment of PricewaterhouseCoopers LLP (“PwC”) as Sabra’s independent registered public accounting firm for the fiscal year ending December 31, 2026 (Proposal No. 2); and
- the approval, on an advisory basis, of the compensation of our Named Executive Officers (as hereinafter defined) (Proposal No. 3).

We will also consider any other business that properly comes before the Annual Meeting or any adjournments or postponements thereof. See “—How will voting on any other business be conducted?” below.

**Q: How does the Board recommend I vote on these items?**

**A:** The Board of Directors recommends that you vote your shares:

- FOR the election to the Board of Directors of each of the following seven nominees: Craig A. Barbarosh, Katie Cusack, Michael J. Foster, Lynne S. Katzmann, Ann Kono, Jeffrey A. Malehorn and Richard K. Matros (Proposal No. 1);
- FOR the ratification of the appointment of PwC as our independent registered public accounting firm for the fiscal year ending December 31, 2026 (Proposal No. 2); and
- FOR the approval, on an advisory basis, of the compensation of our Named Executive Officers (Proposal No. 3).

**Q: Who is entitled to vote at the Annual Meeting?**

**A:** The record date for the Annual Meeting is the close of business on April 14, 2026. Stockholders of record of Sabra’s common stock, par value \$0.01 per share (the “common stock”), as of the close of business on the record date are entitled to receive notice of, and to vote at, the Annual Meeting.

**Q: What options are available to me to vote my shares?**

**A:** Whether you hold shares directly as the stockholder of record or through a bank, broker or other nominee (that is, in “street name”), your shares may be voted at the Annual Meeting by following any of the voting options available to you below:

*You may authorize a proxy to vote via the Internet.*

- (1) If you received a Notice of Internet Availability or a copy of the proxy materials electronically by email, you can submit your proxy or voting instructions over the Internet by following the instructions provided in the Notice of Internet Availability or the electronic copy of the proxy materials you received; or
- (2) If you received a printed set of the proxy materials by mail, including a paper copy of the proxy card or voting instruction form, you may submit your proxy or voting instructions over the Internet by following the instructions on the proxy card or voting instruction form, as applicable.

*You may authorize a proxy to vote via telephone.* If you are a stockholder of record, you can submit your proxy by calling the telephone number specified on the paper copy of the proxy card you received if you received a printed set of the proxy materials. You must have the control number that appears on your proxy card available when submitting your proxy over the telephone. Most stockholders who hold their shares in street name may submit voting instructions by calling the telephone number specified on the voting instruction form provided by their bank, broker or other nominee. Those stockholders should check the voting instruction form for telephone voting availability.

*You may authorize a proxy to vote by mail.* If you received a printed set of the proxy materials, you may submit your proxy or voting instructions by completing and signing the separate proxy card or voting instruction form you received and mailing it in the accompanying prepaid and addressed envelope.

*You may vote in person at the Annual Meeting.* All stockholders of record may vote in person at the Annual Meeting. Written ballots will be passed out to anyone who wants to vote at the Annual Meeting. However, if you are the beneficial owner of shares held in street name through a bank, broker or other nominee, you may not vote your shares at the Annual Meeting unless you obtain a “legal proxy” from the bank, broker or other nominee that holds your shares giving you the right to vote the shares at the Annual Meeting.

Even if you plan to attend the Annual Meeting, we recommend that you submit your proxy or voting instructions in advance to authorize the voting of your shares at the Annual Meeting so that your vote will be counted if you later are unable to attend the Annual Meeting.

**Q: What is the deadline for voting my shares?**

**A:** If you are a stockholder of record, your proxy must be received by telephone or the Internet by 11:59 p.m., Eastern time, on June 16, 2026 in order for your shares to be voted at the Annual Meeting. However, if you are a stockholder of record and you received a copy of the proxy materials by mail, you may instead mark, sign and date the proxy card you received and return it in the accompanying prepaid and addressed envelope so that it is received by Sabra before voting begins at the Annual Meeting in order for your shares to be voted at the Annual Meeting. If you hold your shares in street name, please provide your voting instructions by the deadline specified by the bank, broker or other nominee that holds your shares.

**Q: Once I have submitted my proxy, is it possible for me to change or revoke my proxy?**

**A:** Yes. Any stockholder of record has the power to change or revoke a previously submitted proxy at any time before it is voted at the Annual Meeting by:

- submitting to our Secretary, before the voting begins at the Annual Meeting, a written notice of revocation bearing a later date than the proxy;
- properly submitting a proxy on a later date prior to the deadlines specified in “**What is the deadline for voting my shares?**” above (only the latest proxy submitted by a stockholder by Internet, telephone or mail will be counted); or
- attending the Annual Meeting and voting in person; attendance at the Annual Meeting will not by itself constitute a revocation of a proxy.

For shares held in street name, you may revoke any previous voting instructions by submitting new voting instructions to the bank, broker or other nominee holding your shares by the deadline for voting specified in the voting instruction form provided by your bank, broker or other nominee. Alternatively, if your shares are held in street name, you may attend the Annual Meeting and vote in person, which will revoke any previous voting instructions you submitted.

**Q: How many shares are eligible to vote at the Annual Meeting?**

**A:** As of the close of business on the record date of April 14, 2026, there were 252,190,095 shares of common stock outstanding and eligible to vote at the Annual Meeting. There is no other class of voting securities outstanding. Each share of common stock entitles its holder to one vote at the Annual Meeting.

**Q: How is a quorum determined?**

**A:** A quorum refers to the number of shares that must be in attendance at an annual meeting of stockholders to lawfully conduct business. The representation, in person or by proxy, of holders entitled to cast a majority of all of the votes entitled to be cast at the Annual Meeting constitutes a quorum at the Annual Meeting. Your shares will be counted for purposes of determining whether a quorum exists for the Annual Meeting if you returned a signed and dated proxy card or voting instruction form, if you submitted your proxy or voting instructions by telephone or the Internet, or if you vote in person at the Annual Meeting, even if you abstain from voting on any of the proposals. In addition, if you are a street name holder, your shares may also be counted for purposes of determining whether a quorum exists for the Annual Meeting even if you do not submit voting instructions to your broker. See “**How will votes be counted at the Annual Meeting?**” below.

**Q: What is required to approve each proposal at the Annual Meeting?**

**A:** *Election of Directors (Proposal No. 1).* Our Amended and Restated Bylaws (“Bylaws”) provide for a majority voting standard for the election of directors. Under this majority voting standard, once a quorum has been established, each director nominee receiving a majority of the votes cast with respect to his or her election (that is, the number of votes cast FOR the nominee exceeds the number of votes cast AGAINST the nominee) will be elected as a director. As required by our Bylaws, each incumbent director has submitted an irrevocable letter of resignation that becomes effective if the director is not elected by stockholders in an uncontested election and the Board of Directors accepts the resignation. The majority voting standard does

not apply, however, in a contested election where the number of director nominees exceeds the number of directors to be elected. In such circumstances, directors will instead be elected by a plurality of the votes cast, meaning that the persons receiving the highest number of FOR votes, up to the total number of directors to be elected at the meeting, will be elected. The majority voting standard is discussed further under the section entitled “Election of Directors (Proposal No. 1)—Majority Voting Standard.”

The election of directors at the Annual Meeting is not contested. Therefore, in accordance with the majority voting standard, director nominees will be elected at the Annual Meeting by a majority of the votes cast. Stockholders are not permitted to cumulate their shares for the purpose of electing directors.

*Other Items (Proposal Nos. 2 and 3).* Once a quorum has been established, pursuant to our Bylaws, approval of each of Proposal No. 2 (ratification of the appointment of PwC as our independent registered public accounting firm for the fiscal year ending December 31, 2026) and Proposal No. 3 (advisory approval of named executive officer compensation) requires the affirmative vote of a majority of all of the votes cast on the proposal at the Annual Meeting.

Notwithstanding this vote standard required by our Bylaws, these proposals are advisory only and are not binding on Sabra. Our Board of Directors will consider the outcome of the vote on each of these items in considering what action, if any, should be taken in response to the vote by stockholders.

**Q: How will votes be counted at the Annual Meeting?**

**A:** In the election of directors (Proposal No. 1), you may vote FOR, AGAINST or ABSTAIN with respect to each director nominee. For the proposals to ratify the appointment of PwC as our independent registered public accounting firm for the fiscal year ending December 31, 2026 (Proposal No. 2) and the advisory vote on executive compensation (Proposal No. 3), you may vote FOR, AGAINST or ABSTAIN. Abstentions with respect to any proposal at the Annual Meeting will be counted as present and entitled to vote for purposes of determining the presence of a quorum, but will not be counted as a vote cast on the proposal and therefore will not be counted in determining the outcome of any of the proposals.

If you hold your shares in street name through a brokerage account and you do not submit voting instructions to your broker, your broker may generally vote your shares in its discretion on routine matters. However, a broker cannot vote shares held in street name on non-routine matters unless the broker receives voting instructions from the street name holder. The proposal to ratify the appointment of PwC as our independent registered public accounting firm for the fiscal year ending December 31, 2026 (Proposal No. 2) is expected to be considered routine under applicable rules, while each of the other items to be submitted for a vote of stockholders at the Annual Meeting is considered non-routine. Accordingly, if you hold your shares in street name through a brokerage account and you do not submit voting instructions to your broker, your broker may exercise its discretion to vote your shares on Proposal No. 2, but will not be permitted to vote your shares on any of the other items at the Annual Meeting. If your broker exercises this discretion, your shares will be counted as present for the purpose of determining the presence of a quorum at the Annual Meeting and will be voted on Proposal No. 2 in the manner directed by your broker, but your shares will constitute “broker non-votes” on Proposals No. 1 and 3. Broker non-votes will not be counted as a vote cast with respect to Proposals No. 1 and 3 and therefore will not be counted in determining the outcome of those proposals. You should instruct your broker or nominee how to vote your shares by following the voting instructions provided by your broker or nominee.

**Q: How will my shares be voted if I do not give specific voting instructions in the proxy or voting instructions I submit?**

**A:** If you properly submit a proxy or voting instructions but do not indicate your specific voting instructions on one or more of the items listed above in the Notice of Annual Meeting, your shares will be voted as recommended by the Board of Directors on those items. See “—**How does the Board recommend I vote on these items?**” above.

**Q: How will voting on any other business be conducted?**

**A:** Although the Board of Directors does not know of any business to be considered at the Annual Meeting other than the items described in this Proxy Statement, if any other business properly comes before the

Annual Meeting, a stockholder's properly submitted proxy gives authority to the proxy holders named in the proxies solicited by the Board of Directors to vote on those matters in their discretion.

**Q: Who will bear the costs of the solicitation of proxies?**

**A:** The cost of preparing the Notice of Annual Meeting of Stockholders, this Proxy Statement, the Notice of Internet Availability and the form of proxy, the cost of mailing such materials to stockholders or making them available on the Internet and the cost of soliciting proxies will be paid by Sabra. In addition to solicitation by mail, certain officers, regular employees and directors of Sabra, without receiving any additional compensation, may solicit proxies personally or by telephone. Sabra will request brokerage houses, banks and other custodians or nominees holding stock in their names for others to forward proxy materials to their customers or principals who are the beneficial owners of shares of our common stock and will reimburse them for their expenses in doing so.

**Q: Where can I find the voting results of the Annual Meeting?**

**A:** We intend to announce preliminary voting results at the Annual Meeting and disclose final voting results in a Current Report on Form 8-K to be filed with the SEC within four business days following the Annual Meeting.

# SECURITY OWNERSHIP OF PRINCIPAL STOCKHOLDERS, DIRECTORS AND MANAGEMENT

The following table sets forth certain information regarding the beneficial ownership of common stock as of March 31, 2026 for the following: (i) each of Sabra's directors and each executive officer of Sabra identified as a "Named Executive Officer" in this Proxy Statement, (ii) all persons who are current directors and executive officers of Sabra as a group and (iii) any person who is known by Sabra to be the beneficial owner of more than 5% of Sabra's outstanding common stock. This table is based on information supplied to us by our executive officers, directors and principal stockholders or included in a Schedule 13G filed with the SEC.

| Name of Beneficial Owner  | Sabra Shares Beneficially Owned (1) | Percent of Sabra Shares (1) |
|---|-------------------------------------|-----------------------------|
| <b>Directors and Named Executive Officers:</b>  |                                     |                             |
| Richard K. Matros   | 1,857,686 (2)                       | *                           |
| Michael L. Costa  | 184,097                             | *                           |
| Talya Nevo-Hacohen  | 711,046                             | *                           |
| Craig A. Barbarosh  | 148,400 (3)                         | *                           |
| Katie Cusack  | 72,214 (4)                          | *                           |
| Michael J. Foster   | 116,415 (5)                         | *                           |
| Lynne S. Katzmann   | 76,279 (6)                          | *                           |
| Ann Kono  | 58,344 (7)                          | *                           |
| Jeffrey A. Malehorn   | 106,504 (8)                         | *                           |
| All persons who are current directors and executive officers of Sabra as a group (10 persons) | 2,748,858 (9)                       | 1.09%                       |
| <b>5% Stockholders:</b>   |                                     |                             |
| <b>BlackRock, Inc.</b><br>50 Hudson Yards<br>New York, NY 10001                               | 34,468,209 (10)                     | 13.67%                      |
| <b>The Vanguard Group, Inc.</b><br>100 Vanguard Blvd.<br>Malvern, PA 19355                    | 34,133,957 (11)                     | 13.54%                      |
| <b>Principal Real Estate Investors LLC</b><br>711 High Street<br>Des Moines, IA 50392         | 21,331,583 (12)                     | 8.46%                       |

\* Less than 1.0%

- (1) Beneficial ownership is determined in accordance with the rules of the SEC. Except as otherwise noted below, applicable percentage ownership is determined based on 252,190,095 shares of common stock outstanding as of March 31, 2026. Restricted stock units vesting within 60 days of March 31, 2026 and, in the case of non-employee directors, shares of common stock subject to restricted stock units that have vested but the payment of which has been deferred until the earlier of the fifth anniversary of the grant date, a change in control or the director's separation from service from the Board of Directors, are considered outstanding for purposes of computing the share amount and percentage ownership of the person holding such restricted stock units, but Sabra does not deem them outstanding for purposes of computing the percentage ownership of any other person. Except as indicated in the footnotes to this table and pursuant to applicable community property laws, the persons named in the table have sole voting and investment power with respect to all shares of common stock beneficially owned.
- (2) Consists of shares held by the R&A Matros Revocable Trust, with respect to which Mr. Matros shares voting and investment power.
- (3) Consists of (i) 52,057 vested restricted stock units, the payment of which has been deferred, that are payable in shares of common stock, (ii) 1,427 shares of common stock subject to restricted stock units that vest within 60 days of March 31, 2026 and (iii) 94,916 shares that are held by the Barbarosh Family Trust, with respect to which Mr. Barbarosh shares voting and investment power.
- (4) Includes (i) 52,057 vested restricted stock units, the payment of which has been deferred, that are payable in shares of common stock and (ii) 1,427 shares of common stock subject to restricted stock units that vest within 60 days of March 31, 2026.

- (5) Includes (i) 52,057 vested restricted stock units, the payment of which has been deferred, that are payable in shares of common stock and (ii) 1,427 shares of common stock subject to restricted stock units that vest within 60 days of March 31, 2026.
- (6) Includes (i) 52,057 vested restricted stock units, the payment of which has been deferred, that are payable in shares of common stock and (ii) 1,427 shares of common stock subject to restricted stock units that vest within 60 days of March 31, 2026.
- (7) Includes (i) 52,057 vested restricted stock units, the payment of which has been deferred, that are payable in shares of common stock and (ii) 1,427 shares of common stock subject to restricted stock units that vest within 60 days of March 31, 2026.
- (8) Includes (i) 52,057 vested restricted stock units, the payment of which has been deferred, that are payable in shares of common stock and (ii) 1,427 shares of common stock subject to restricted stock units that vest within 60 days of March 31, 2026.
- (9) Includes (i) 1,952,602 shares held by family trusts, with respect to which the officer or director shares voting and investment power, (ii) 312,342 vested restricted stock units, the payment of which has been deferred, that are payable in shares of common stock, and (iii) 8,562 shares of common stock subject to restricted stock units that vest within 60 days of March 31, 2026. The group total includes Darrin Smith and Jessica Flores, who became executive officers on January 1, 2026, and excludes Talya Nevo-Hacohen, who retired effective December 31, 2025.
- (10) Beneficial share ownership information is given as of December 31, 2023 and was obtained from a Schedule 13G/A filed with the SEC on January 22, 2024 by BlackRock, Inc. ("BlackRock"). According to the Schedule 13G/A, BlackRock has sole voting power over 33,545,211 shares and sole dispositive power over 34,468,209 shares of our common stock. The Schedule 13G/A states that BlackRock is a parent holding company, that five percent or greater of our outstanding common shares are beneficially owned by BlackRock Fund Advisors, and that various persons have the right to receive or the power to direct the receipt of dividends from or the proceeds from the sale of our common stock but that no one person's interest in our common stock is more than five percent of the total outstanding common shares.
- (11) Beneficial share ownership information is given as of December 29, 2023 and was obtained from a Schedule 13G/A filed with the SEC on February 13, 2024 by The Vanguard Group, Inc. ("Vanguard"). According to the Schedule 13G/A, Vanguard has shared voting power over 348,612 shares, sole dispositive power over 33,541,515 shares and shared dispositive power over 592,442 shares of our common stock. Vanguard has represented to us that no Vanguard entity, trust or fund has a direct or indirect ownership in our common stock in excess of 9.9%. On March 27, 2026, Vanguard filed a Schedule 13G/A with the SEC reporting that, following an internal realignment in January 2026, Vanguard no longer has, or is deemed to have, beneficial ownership over these shares of common stock and that certain of its subsidiaries and/or business divisions of such subsidiaries that formerly had, or were deemed to have had, beneficial ownership with Vanguard will report beneficial ownership separately on a disaggregated basis from Vanguard. No Schedule 13G reporting such beneficial ownership has been filed as of March 31, 2026.
- (12) Beneficial share ownership information is given as of December 31, 2025 and was obtained from a Schedule 13G/A filed with the SEC on February 6, 2026 by Principal Real Estate Investors LLC ("Principal Real Estate Investors"). According to the Schedule 13G/A, Principal Real Estate Investors has shared voting and shared dispositive power over 21,331,583 shares of our common stock.

# BOARD OF DIRECTORS AND EXECUTIVE OFFICERS

## Directors of the Company

Set forth below is a brief biographical description of each of our directors, all of whom have been nominated for re-election to the Board of Directors at the Annual Meeting. Sabra believes that its directors should be of high character and integrity, be accomplished in their respective fields, have relevant expertise and experience and collectively represent a diversity of backgrounds and experiences. The disclosure below identifies and describes the key experience, qualifications and skills that are important for persons who serve on the Board of Directors in light of our business and structure. The specific experiences, qualifications and skills that led to the conclusion that each of our director nominees should serve on the Board of Directors is also included in the table and in the biographical description for each director provided below.

### Leadership Experience

The Board of Directors believes that directors with experience in significant leadership positions, such as having served as chief executive officer of another entity, will provide the Board with special insights. These individuals generally possess extraordinary leadership qualities and the ability to identify and develop those qualities in others. They demonstrate a practical understanding of organizations, processes, strategy, risk management and the methods to drive change and growth.

### Industry Experience

Sabra seeks directors with experience as executives or directors or in other leadership positions in the industries in which it operates. The Board of Directors believes that such experience is important to the director's understanding of Sabra's operations, risks and opportunities.

### Finance Experience

The Board of Directors believes that an understanding of finance and financial reporting processes is important for its directors and therefore it seeks directors who are financially knowledgeable. Sabra measures its operating and strategic performance primarily by reference to financial measures. In addition, accurate financial reporting and robust auditing are critical to Sabra's success.

### Public Company Experience

The Board of Directors believes that directors with experience as executives or directors in publicly owned corporations, including as members of the key standing board committees of those corporations, will be more familiar with the corporate governance, securities laws and other issues faced by public companies that do not affect privately owned corporations.

### Other Experience

Sabra seeks directors who bring diverse yet relevant experience to the Board of Directors.

## Director Skills and Demographics

|   | Matros | Barbarosh | Cusack | Foster | Katzmann | Kono | Malehorn |
|---|--------|-----------|--------|--------|----------|------|----------|
| <b>Leadership experience</b>            |        |           |        |        |          |      |          |
| CEO / Business Head                     | ✓      |           |        | ✓      | ✓        | ✓    | ✓        |
| Senior Management                       | ✓      | ✓         | ✓      | ✓      | ✓        | ✓    | ✓        |
| <b>Industry experience</b>              |        |           |        |        |          |      |          |
| REIT / Real Estate                      | ✓      | ✓         |        |        |          |      | ✓        |
| Healthcare                              | ✓      | ✓         | ✓      | ✓      | ✓        |      | ✓        |
| Portfolio and Operations Management     | ✓      | ✓         | ✓      |        | ✓        | ✓    | ✓        |
| <b>Finance experience</b>               |        |           |        |        |          |      |          |
| Financial Literacy / Accounting         | ✓      | ✓         | ✓      | ✓      | ✓        | ✓    | ✓        |
| Financial / Capital Markets             | ✓      | ✓         | ✓      | ✓      |          | ✓    | ✓        |
| Investment Expertise                    | ✓      | ✓         | ✓      | ✓      | ✓        |      | ✓        |
| <b>Public company experience</b>        |        |           |        |        |          |      |          |
| Executive                               | ✓      |           | ✓      |        |          |      | ✓        |
| Board / Committee                       | ✓      | ✓         |        | ✓      |          | ✓    | ✓        |
| <b>Other experience</b>                 |        |           |        |        |          |      |          |
| Risk Oversight / Management             | ✓      | ✓         | ✓      | ✓      | ✓        | ✓    | ✓        |
| Legal / Regulatory                      |        | ✓         |        | ✓      |          |      |          |
| Professional Accreditation / Education  |        | ✓         | ✓      | ✓      | ✓        | ✓    |          |
| Information Security                    |        |           | ✓      | ✓      |          | ✓    |          |
| <b>Tenure and Independence</b>          |        |           |        |        |          |      |          |
| Tenure (years)                          | 15     | 15        | 5      | 15     | 7        | 5    | 8        |
| Independence                            |        | ✓         | ✓      | ✓      | ✓        | ✓    | ✓        |
| <b>Demographics</b>                     |        |           |        |        |          |      |          |
| Age                                     | 72     | 58        | 59     | 72     | 69       | 50   | 65       |
| Gender Identity                         | M      | M         | F      | M      | F        | F    | M        |
| African American or Black               |        |           |        |        |          |      |          |
| Alaskan Native or Native American       |        |           |        |        |          |      |          |
| Asian                                   |        |           |        |        |          | ✓    |          |
| Hispanic or Latinx                      |        |           |        |        |          |      |          |
| Native Hawaiian or Pacific Islander     |        |           |        |        |          |      |          |
| White                                   |        | ✓         | ✓      | ✓      | ✓        |      | ✓        |
| Two or More Races or Ethnicities        |        |           |        |        |          |      |          |
| LGBTQ+                                  |        |           |        |        |          |      |          |
| Did Not Disclose Demographic Background | ✓(1)   |           |        |        |          |      |          |

(1) Mr. Matros does not self-identify with any of the listed categories and instead self-identifies as Jewish.

# Our Directors

## Richard K. Matros

**Director since:** 2010

**Committees:** None

**Other public company boards:** None

Mr. Matros, 72, has served as Sabra's President and Chief Executive Officer and as a director since May 2010, and he has served as Chair of the Board since November 2010. He was Chairman of the board of directors and Chief Executive Officer of the predecessor Sun Healthcare Group, Inc. ("Old Sun") from 2001 until our 2010 separation from Old Sun (the "Separation"). Mr. Matros founded and served as Chief Executive Officer and President of Bright Now! Dental from 1998 to 2000 and as a director from 1998 until its sale in December 2010. From 1998 until the sale of its operations in 2006, Mr. Matros was also a member of, and served on the management committee of, CareMeridian, LLC, a healthcare company that specialized in offering subacute and skilled nursing for patients suffering from traumatic brain injury, spinal cord injury and other catastrophic injuries. Previously, from 1994 to 1997, he served Regency Health Services, Inc., a publicly held long-term care operator, holding the positions of Chief Executive Officer, President, director and Chief Operating Officer. Prior to that time, from 1988 to 1994, he served Care Enterprises, Inc., holding the positions of Chief Operating Officer, director and Executive Vice President—Operations. Mr. Matros currently serves on the non-profit boards of Girls Inc. of Orange County, IsraAID and Art Over Hate Collective and is the Executive Producer of Sabra Films, LLC. In 2023, Mr. Matros won an Emmy in the Sports Documentary category for his role as co-executive producer of Legacy: The True Story of the LA Lakers.



### **Director Qualifications:**

- Leadership experience—current and former chief executive officer;
- Industry experience—chief executive officer of Sabra since the Separation and executive of long-term care companies for over 35 years and experience in long-term care companies for over 45 years;
- Finance experience—experience in financing operations, including by accessing capital markets, as an executive of publicly held companies; and
- Public company experience—current and former chief executive officer of publicly held companies.

# Craig A. Barbarosh

**Director since:** 2010

**Committees:** Audit (Chair), Compensation

**Other public company boards:** Evolent Health, Inc.

Mr. Barbarosh, 58, has served on our Board of Directors since November 2010. Mr. Barbarosh currently serves as Senior Managing Director of Commonwealth Partners LLC, a vertically integrated, privately-owned real estate investment, development, and management organization. Mr. Barbarosh also currently serves as a director and member of the regulatory committee and chair of the strategy committee of Evolent Health, Inc., a provider of healthcare information systems. Mr. Barbarosh served as a director, chair of the compensation committee and member of the audit committee of ModivCare Inc., a technology enabled healthcare services company that provides a platform of integrated supportive care solutions for public and private payors and their members, until April 2025. Mr. Barbarosh also served as a director and chair of the board of Lifecore Biomedical, Inc., a CDMO and Sodium Hyaluronate producer that manufactures clinical and commercial sterile injectable drug products, until November 2024 and as a director, as chair of the compensation committee and as a member of the transaction and the nominating and governance committees, of NextGen Healthcare, Inc. (formerly known as Quality Systems, Inc.), a developer and marketer of healthcare information systems, until November 2023. From January 2016 until October 2016, Mr. Barbarosh served as a director, and as chair of the nominating and governance committee and member of the audit and compensation committees, of BioPharmX, Inc., a specialty pharmaceutical company. From September 2017 until its sale in February 2018, Mr. Barbarosh served as a director, and as a member of the compensation committee, of Bazaarvoice, Inc., a SaaS-based provider of consumer engagement software to the retail sector. From May 2018 until its sale in July 2019, Mr. Barbarosh served as a director, and as a member of the compensation committee and as chair of the strategic review committee, of Aratana Therapeutics, Inc., a specialty pharmaceutical company. Mr. Barbarosh is a nationally recognized restructuring expert and from 2012 through January 2023 was a partner at the law firm of Katten Muchin Rosenman (“Katten”) where he served on Katten’s Board of Directors and Executive Committee. From 1999 until joining Katten, Mr. Barbarosh was a partner at the law firm of Pillsbury Winthrop Shaw Pittman LLP where he served in several leadership positions including on the firm’s Board of Directors, as the Chair of the firm’s Board Strategy Committee, as a co-leader of the firm’s national Insolvency & Restructuring practice section and as the Managing Partner of the firm’s Orange County office. Additionally, Mr. Barbarosh has completed certificated executive education programs at University of Pennsylvania, The Wharton School, in Corporate Valuation (2019), Harvard Business School in Effective Corporate Boards (2015), Strategic Business Valuation (2010) and Private Equity/Venture Capital (2007) and Carnegie Mellon University in Cybersecurity Oversight (2019).



## **Director Qualifications:**

- Finance experience—over 30 years of experience in financial restructuring and chairman of the audit committee of a public company;
- Industry experience—current senior executive of real estate investment firm;
- Public company experience—current and former director of several public companies, including as a board chair and chair and member of various board committees; and
- Other experience—former practicing attorney specializing in the area of financial and operational restructuring and related mergers and acquisitions, including in the real estate industry, and completion of certificated executive education programs in various disciplines, including cybersecurity oversight.

# Katie Cusack

**Director since:** 2021

**Committees:** Audit, Compensation, Corporate Responsibility and Governance

**Other public company boards:** None

Ms. Cusack, 59, has served on our Board of Directors since January 2021. Ms. Cusack currently works as an independent investor and advisor. From September 2022 to December 2024, Ms. Cusack served as the Chief Operating Officer of Macquarie Capital, one of four principal business divisions of Macquarie Group (ASX: MQG), which manages the firm's global balance sheet investing activities across equity and credit, in addition to providing advisory and capital markets services to clients. During 2021, Ms. Cusack served as Chief Operating Officer of Cornell Capital LLC, a \$4 billion private investment firm. From 2007 to 2020, Ms. Cusack served in various capacities at Credit Suisse, including Chief Operating Officer for the Investment Banking Division in Asia Pacific and in Europe, Middle East and Africa, and as Head of Ultra-High Net Worth Coverage. Prior to Credit Suisse, Ms. Cusack advised health care clients on mergers and acquisitions at MTS Health Partners LP and Goldman Sachs. Across her operating roles, Ms. Cusack had responsibility for strategy and business management functions, including human capital, risk management and financial reporting, and engaged regularly with senior management and boards as well as regulators across the United States, Europe and Asia. Her responsibilities included driving enhancements to operating performance, strengthening risk and control frameworks, and executing strategic repositioning.



## ***Director Qualifications:***

- Leadership experience—former chief operating officer of a private investment firm;
- Industry experience—former managing director in the healthcare industry;
- Finance experience—over 20 years of experience in the investment banking industry; and
- Public company experience—former executive officer of a public company.

## Michael J. Foster

**Director since:** 2010

**Committees:** Audit, Corporate Responsibility and Governance

**Other public company boards:** None

Mr. Foster, 72, has served on our Board of Directors and as its Lead Independent Director since November 2010. He served as a member of Old Sun's board of directors from 2005 until the Separation and as a member of Sun Healthcare Group, Inc.'s ("Sun") board of directors from the Separation until Sun's acquisition by Genesis HealthCare LLC in December 2012. Mr. Foster is a managing director of RFE Management Corp. of New Canaan, Connecticut, where he has been employed since 1989. RFE Management Corp. is the investment manager for RFE Investment Partners VII L.P., RFE Investment Partners VIII, L.P., RFE Investment Partners IX L.P. and RFE Investment Partners X, L.P. (collectively referred to as "RFE") and other private equity investment funds. Mr. Foster was a director of several publicly held healthcare companies more than five years ago, including Res-Care, Inc., a formerly publicly held provider of residential training and support services for persons with developmental disabilities and certain vocational training services, from 2001 to 2005. Mr. Foster is also, and has been previously, a director of several privately held portfolio companies of RFE, including Peak Medical Corporation, an operator of long-term care inpatient centers, from 1998 to 2005.



### ***Director Qualifications:***

- Leadership experience—managing director of a financial services company;
- Industry experience—former director of a long-term care company;
- Finance experience—managing director of a financial services company;
- Public company experience—former director of several public companies; and
- Other experience—director of multiple privately held companies.

# Lynne S. Katzmann

**Director since:** 2019

**Committees:** Compensation, Corporate Responsibility and Governance (Chair)

**Other public company boards:** None

Ms. Katzmann, 69, has served on our Board of Directors since March 2019. She currently serves as Chief Executive Officer of Juniper Communities (“Juniper”), a national seniors housing company that Ms. Katzmann founded in 1988 and that invests in, develops and operates senior living and long-term care communities. Prior to founding Juniper, Ms. Katzmann was a Vice President of JMK Associates, Inc. from 1986 to 1987 and held positions at Metrocare, Inc. from 1984 to 1986 and at HealthChoice, Inc. in 1983, all under JMK ownership. Ms. Katzmann has held memberships and leadership roles in various professional and community organizations, including currently serving on the Board of Directors of the National Investment Center for Seniors Housing and Care, the Executive Board of the American Seniors Housing Association, the Advisory Board of Senior Living 100, the Board of Advisors of Tufts University Medical School, and as the Secretary and Treasurer on the Board of Trustees of Naropa University. Ms. Katzmann holds a doctorate in health policy from the London School of Economics. In March 2019, Ms. Katzmann was selected as the inaugural recipient of the McKnight’s Women of Distinction Lifetime Achievement Award for her outstanding contributions to senior living and skilled care. In January 2020, Ms. Katzmann was inducted into the American Senior Housing Hall of Fame, Class of 2020, and she was named one of the nation’s top 5 Wellness CEOs in 2022, 2023 and 2024. In November 2022, Ms. Katzmann earned an ESG Certificate and Designation from Competent Boards after completion of a twelve-session ESG Designation Program.



## ***Director Qualifications:***

- Leadership experience—current chief executive officer of a national seniors housing company; and
- Industry experience—founder and current chief executive officer of a national seniors housing company that is spearheading an industry-wide initiative in managed care to improve outcomes and drive new revenues to seniors housing for preventative care and lifestyle management.

# Ann Kono

**Director since:** 2020

**Committees:** Audit, Compensation, Corporate Responsibility and Governance

**Other public company boards:** Cathay General Bancorp

Ms. Kono, 50, has served on our Board of Directors since December 2020. Ms. Kono currently serves as the Chief Executive Officer of Leda Advisory Group (“Leda”), a management consulting firm she founded in January 2019 that partners with asset management firms to advise on growth and scale and currently serves as a director of Cathay General Bancorp, the holding company of Cathay Bank, a state-chartered bank. Ms. Kono has also served as an independent director for Siepe, LLC, a credit and data analytics enterprise software firm, since July 2022. Prior to founding Leda, Ms. Kono spent 11 years at Ares Management Corporation, a global investment manager, operating in the credit, private equity and real estate markets, where she held the position of Chief Information and Risk Officer and oversaw Operational, Investment and Enterprise Risks. Ms. Kono previously served on the board of directors of Stable Road Acquisition Company from 2019 to 2021. Ms. Kono has over 25 years of experience in the finance industry focused on operational scale and digital transformation.



## ***Director Qualifications:***

- Leadership experience—current Chief Executive Officer and former Chief Information and Risk Officer;
- Finance experience—over 25 years of experience in the finance industry focused on operational scale and digital transformation; and
- Public company experience—former director of a publicly held company.

# Jeffrey A. Malehorn

**Director since:** 2017

**Committees:** Audit, Compensation (Chair)

**Other public company boards:** None

Mr. Malehorn, 65, has served on our Board of Directors since our August 2017 acquisition of Care Capital Properties ("CCP"). He served as a member of CCP's board of directors from 2015 until the closing of our acquisition of CCP, and as a member of its compensation, executive and investment committees. Since January 2019, Mr. Malehorn has served as Principal at L3.0 Ventures, LLC, which provides investment, advisory and consulting services to various public, private and non-profit entities.

Mr. Malehorn was the President and Chief Executive Officer of World Business Chicago, a public-private, non-profit, partnership between the City of Chicago and the business community focused on economic development, from 2013 until November 2017 and now serves as a board member. He previously spent 28 years in various capacities at General Electric Corporation, most recently serving as President and CEO of GE Capital, Commercial Distribution Finance, from 2009 to 2012, President and CEO of GE Capital Healthcare Financial Services from 2004 to 2008, and President and CEO of GE Commercial Finance's Global Financial Restructuring Business from 2002 to 2004. Additionally, Mr. Malehorn was Corporate Citizenship Leader for GE Chicago and the Co-Leader for GE Capital America's Commercial Council. He was named a GE Company Officer in 2001. From 1991 through 2001, Mr. Malehorn was a Leader at GE Capital Real Estate, where he founded and led the Senior Living & Hospitality Financing business unit from 1993 to 1995, led the debt and equity origination business nationally from 1997 to 1998, and was the European Platform Leader from 1999 to early 2002. Mr. Malehorn is the former Chairman of the Board of the Metropolitan Chicago American Heart Association and currently serves as a Board member of mHub, the Walking Mountains Science Center and Chairman of the Eagle Valley Community Foundation.



## ***Director Qualifications:***

- Leadership experience—variety of officer positions including president and chief executive officer;
- Industry experience—executive experience and strong skills in portfolio and operations management and other areas;
- Finance experience—variety of officer and other positions in the financial services industry; and
- Public company experience—former director and committee member of a publicly traded healthcare REIT.

# Executive Officers of the Company

The following sets forth biographical information regarding our executive officers, other than Mr. Matros, whose biographical information is set forth above.

## Michael L. Costa

Mr. Costa, 47, has served as Sabra's Chief Financial Officer and Executive Vice President since January 2022, and as Sabra's Treasurer since January 2026. Mr. Costa previously served as Sabra's Secretary from January 2022 through December 2025, as Chief Accounting Officer from January 2021 through December 2021 and as Executive Vice President—Finance from August 2017 through December 2021. From June 2016 through August 2017, Mr. Costa served as Sabra's Vice President—Finance and Controller. From Sabra's inception in 2010 until June 2016, Mr. Costa served as Sabra's Controller. He has more than 20 years of experience in commercial real estate finance and accounting, having previously worked for KBS Realty Advisors and Ernst & Young's Real Estate Assurance practice. Mr. Costa is a Certified Public Accountant (inactive) and licensed real estate broker in California.



## Darrin Smith

Mr. Smith, 57, has served as Sabra's Chief Investment Officer, Secretary and Executive Vice President since January 2026. From March 2020 through December 2025, he served as Sabra's Executive Vice President—Investments. Mr. Smith previously served as Senior Vice President—Senior Housing Investments at HCP, Inc. (now Healthpeak Properties, Inc.) from January 2010 through December 2018. Prior to joining HCP in 2005, he held various positions in acquisitions and portfolio management for six years at GE Capital Real Estate, most recently as Senior Director of Portfolio Management. Prior to that, Mr. Smith spent over five years in the real estate group of Ernst & Young, LLP managing various audit and consulting engagements. He is a Certified Public Accountant (inactive) and holds a Bachelor of Science in Accounting degree from California State University, Long Beach.



## Jessica Flores

Ms. Flores, 43, has served as Sabra's Chief Accounting Officer and Executive Vice President since January 2024. Ms. Flores previously served as Sabra's Senior Vice President—Finance and Controller from January 2022 through December 2023, Vice President—Finance and Controller from August 2017 through December 2021, Assistant Controller from January 2014 through July 2017 and Accounting Manager from March 2011 through December 2013. She has over 15 years of experience in accounting, finance and real estate investments, having previously worked for KBS Realty Advisors and Deloitte & Touche LLP. Ms. Flores graduated from UCLA with a Bachelor of Arts in Business Economics and is a Certified Public Accountant.



There are no family relationships among any of our directors or executive officers.

# CORPORATE GOVERNANCE

We are committed to effective corporate governance that promotes the long-term interests of our stockholders and strengthens Board and management accountability.

## Governance Highlights

|   |  |
|---|--|
| Annual Election of Directors  | Active Stockholder Engagement Practices  |
| Highly Independent Board (6 of 7 Directors) and Fully Independent Committees  | Policies and Practices to Align Executive Compensation with Long-Term Stockholder Interests  |
| Three New Independent Directors Since 2019  | Lead Independent Director with a Well-Defined Role and Robust Responsibilities Appointed Annually by Independent Directors             |
| Comprehensive New Director Orientation Process  | Annual Review of CEO and Management Succession Plans   |
| Majority Voting for Directors in Uncontested Elections, with a Director Resignation Policy  | Regular and Proactive Board and Management Succession Planning   |
| No Supermajority Vote Requirements  | Written Related Person Transaction Policy  |
| Robust Stock Ownership Requirements for Executives and Directors  | Anti-Hedging and Anti-Pledging Policies  |
| Annual Board and Committee Evaluations  | Clawback Policy  |
| Regular Executive Sessions of Independent Directors   | Stockholder Proxy Access Right Reflecting Market Standard Terms  |
| Stockholder Right to Amend Bylaws by Majority Vote  | No Stockholder Rights Plan   |
| Policy on Director Time Commitments: No More than Three Additional Public Company Boards or One Additional Public Company Board for CEO or Equivalent Positions | Audit Committee Time Commitment Policy: No More than Two Additional Public Company Audit Committees                                    |
| Independent Board Committee Oversight of Cybersecurity Risks, Human Capital and Environmental, Social and Governance Matters                                    | Political Contribution Policy  |
| Opted Out of the Maryland Control Share Acquisition Act, which Provides Certain Takeover Defenses   | Opted Out of the Provisions of the Maryland Unsolicited Takeover Act that would Permit a Classified Board without Stockholder Approval |

## Corporate Governance Guidelines

The Board of Directors has adopted Corporate Governance Guidelines, which provide the framework for the governance of the Company and represent the Board’s current views with respect to selected corporate governance issues considered to be of significance to our stockholders. The Corporate Governance Guidelines direct our Board’s actions with respect to, among other things, Board composition and director qualifications, selection of the Chair of the Board and the Lead Independent Director, composition of the Board’s standing committees, stockholder communications with the Board, succession planning and the Board’s annual performance evaluation.

A current copy of the Corporate Governance Guidelines is posted in the Investors—Governance section of our website at [www.sabrahealth.com](http://www.sabrahealth.com).

## Policy on Director Time Commitments

Our Corporate Governance Guidelines set forth our policy on director time commitments, which seeks to ensure that directors have sufficient time available to devote to Sabra’s affairs, including in light of the director’s other positions and/or service on other public company boards. The policy provides that directors may not simultaneously serve on more than three other public company boards (except with the prior approval of the chair

of the Corporate Responsibility and Governance Committee); directors who also serve as chief executive officers, or in equivalent positions, should not serve on more than one other public company board; and members of our Audit Committee may not simultaneously serve on the audit committees of more than two other public companies (except with the prior approval of our Board). Our Corporate Governance Guidelines further provide that directors should advise the Chair of the Board and the Chair of the Corporate Responsibility and Governance Committee in advance of accepting an invitation to serve on another board and should only serve on other boards if they have sufficient time to devote to Sabra's affairs. Our directors' outside board commitments are evaluated based on written responses to annual directors' and officers' questionnaires. All directors are currently in compliance with our policy on director time commitments, and the Board has not granted any exceptions to the policy.

## **Stockholder Engagement**

Our Board of Directors and management value the input of our stockholders and prioritize engaging with our stockholders to directly receive their feedback. In 2025, we were able to engage with stockholders through a variety of forums, including multiple investor conferences, site visits at our corporate headquarters, and a three-day virtual conference, in addition to dedicated substantive discussions with a majority of our active stockholder base. During these meetings, we discussed a variety of topics, including our business, corporate strategy and industry dynamics. Our management team regularly updates our Board on these meetings. Our Board and management are committed to maintaining open dialogue with our stockholders. We consider and evaluate all feedback and insights from our engagement, in addition to emerging best practices, policies at other companies and market standards, to enhance the evolution of our disclosures and practices.

## **Director Independence**

Our Corporate Governance Guidelines require that a substantial majority of our Board of Directors qualify as "independent directors" under applicable rules of The Nasdaq Stock Market LLC (the "Nasdaq rules") and the rules and regulations of the SEC. In considering the independence of each director, the Board of Directors reviews information provided by each director and considers whether any director has a relationship that would interfere with the director's exercise of independent judgment in carrying out his responsibilities as a director. Our Board of Directors has affirmatively determined that none of Messrs. Barbarosh, Foster, or Malehorn nor Ms. Cusack, Katzmann or Kono has a relationship that, in the opinion of the Board of Directors, would interfere with the director's exercise of independent judgment in carrying out his or her responsibilities as a director and that each such director is an independent director under the Nasdaq rules. Mr. Matros does not qualify as an independent director because he is employed as our President and Chief Executive Officer.

## **Proxy Access**

Our Board of Directors has implemented a proxy access provision in our Bylaws, which permits a stockholder, or group of up to 20 stockholders, owning 3% or more of our outstanding common stock continuously for at least three years, to nominate and require us to include in our proxy materials for an annual meeting of stockholders director candidates constituting up to 25% of the Board of Directors (rounded down to the nearest whole number, but not less than two), provided that the stockholder(s) and the nominee(s) satisfy the eligibility and procedural requirements described in our Bylaws. For more information on using proxy access to nominate directors, see "Stockholder Proposals and Director Nominations for 2027 Annual Meeting of Stockholders."

## **Committees of the Board of Directors**

The standing committees of our Board of Directors include: Audit, Compensation, and Corporate Responsibility and Governance. The members of these standing committees are appointed by and serve at the discretion of the Board of Directors. Current copies of the charters for each of these committees are posted in the Investors—Governance section of our website at [www.sabrahealth.com](http://www.sabrahealth.com). Our Board of Directors encourages each of our directors to attend all committee meetings as invited guests.

The following table presents the composition of the committees of our Board of Directors as of the date of this Proxy Statement and the number of meetings held by each committee in 2025:

| Name                          | Audit Committee | Compensation Committee | Corporate Responsibility and Governance Committee |
|-------------------------------|-----------------|------------------------|---|
| Craig A. Barbarosh            | Chair           | ✓                      |   |
| Katie Cusack                  | ✓               | ✓                      | ✓   |
| Michael J. Foster             | ✓               |                        | ✓   |
| Lynne S. Katzmann             |                 | ✓                      | Chair   |
| Ann Kono                      | ✓               | ✓                      | ✓   |
| Jeffrey A. Malehorn           | ✓               | Chair                  |   |
| <b>Total Meetings in 2025</b> | <b>4</b>        | <b>2</b>               | <b>3</b>  |

### Audit Committee

The Board of Directors has determined that each member of the Audit Committee is an “independent director” under the Nasdaq rules. In addition, each member of the Audit Committee is also “independent” under Rule 10A-3 under the Securities Exchange Act of 1934, as amended (the “Exchange Act”), and satisfies the additional financial literacy requirements of the Nasdaq rules. The Board has designated three members of the Audit Committee, Ms. Cusack, Mr. Foster and Ms. Kono, as “audit committee financial experts” as defined by SEC rules. The Board based its determination on the qualifications and business experience of each of Ms. Cusack, Mr. Foster and Ms. Kono described above under “Board of Directors and Executive Officers—Directors of the Company.”

The Audit Committee is responsible for overseeing Sabra’s accounting and financial reporting processes and the audit of Sabra’s financial statements, including the integrity of Sabra’s financial statements, the qualifications and independence of Sabra’s independent registered public accounting firm and the performance of Sabra’s independent registered public accounting firm and internal auditors. Among other things, the Audit Committee is responsible for the appointment, compensation and retention of Sabra’s independent registered public accounting firm; pre-approval of all audit and non-audit services to be performed by the independent registered public accounting firm; review of Sabra’s internal controls and disclosure controls and procedures; oversight of Sabra’s internal audit function; oversight of Sabra’s legal and regulatory compliance and risk assessment and risk management policies; review of Sabra’s risk exposure in the areas of information and cybersecurity; and review and approval of any related party transactions. The Audit Committee is also responsible for preparing the Audit Committee Report included in this Proxy Statement. In performing its responsibilities, the Audit Committee meets regularly with management, Sabra’s independent registered public accounting firm and Sabra’s internal auditors.

### Compensation Committee

The Board of Directors has determined that each member of the Compensation Committee is an “independent director” under the Nasdaq rules. In making the determination regarding the independence of each member of the Compensation Committee, the Board of Directors considered whether the director has a relationship with Sabra that is material to the director’s ability to be independent from management in connection with the duties of a member of the Compensation Committee.

The Compensation Committee oversees and determines the compensation of Sabra’s Chief Executive Officer and other executive officers, including salaries, bonuses and awards of equity-based compensation, approves all employment and severance agreements for executive officers, makes recommendations to the Board with respect to the adoption or amendment of incentive compensation plans and stock-based benefit plans, administers Sabra’s stock-based benefit plans, reviews and oversees the administration of any compensation “clawback” or similar policy and makes recommendations to the Board of Directors concerning the compensation of directors. The Compensation Committee is also responsible for reviewing the Compensation Discussion and Analysis included in this Proxy Statement and for preparing the Compensation Committee Report included in this Proxy

Statement. The Compensation Committee is further responsible for periodically reviewing human capital management matters, including Sabra's policies, programs and initiatives focusing on Company culture, talent development, employee retention, diversity, equity and inclusion and employee health, wellness and safety and for overseeing risks related to these matters.

The Compensation Committee is solely responsible for making the final decisions on compensation for Sabra's executive officers. However, the Compensation Committee takes into account recommendations of Sabra's Chief Executive Officer in determining the compensation (including stock awards) of executive officers other than the Chief Executive Officer. Otherwise, Sabra's officers do not have any role in determining the form or amount of compensation paid to the executive officers of Sabra. In addition, the Compensation Committee retains the power to appoint and delegate matters to a subcommittee comprised of at least one member of the Compensation Committee, except that the Compensation Committee may not delegate to a subcommittee any power or authority required by any law, regulation or listing standard to be exercised by the Compensation Committee as a whole. The Compensation Committee does not currently intend to delegate any of its responsibilities to a subcommittee.

Pursuant to its charter, the Compensation Committee is authorized to retain compensation consultants to assist in the evaluation of compensation to Sabra's executive officers. As further described under "Executive Compensation—Compensation Discussion and Analysis" below, since our becoming a separate publicly traded company, the Compensation Committee has retained Frederic W. Cook & Company, Inc. ("FW Cook") as its independent compensation consultant to assist the Compensation Committee with the design and structure of our executive compensation program and the amounts payable thereunder. The Compensation Committee is directly responsible for the appointment, compensation and oversight of FW Cook's work, and does not believe FW Cook's work has raised any conflicts of interest. FW Cook reports only to the Compensation Committee and does not perform services for us, except for executive compensation-related services on behalf of, and as instructed by, the Compensation Committee. All compensation decisions were made solely by our Compensation Committee.

## Corporate Responsibility and Governance Committee

The Board of Directors has determined that each member of the Corporate Responsibility and Governance Committee is an "independent director" under the Nasdaq rules.

As further described below under "—Director Nomination Process," the Corporate Responsibility and Governance Committee assists our Board of Directors in identifying individuals qualified to become Board members and selecting the director nominees for each annual meeting of stockholders. The Corporate Responsibility and Governance Committee also makes recommendations to the Board of Directors concerning the structure and operations of the Board and its committees and is responsible for overseeing the Corporate Governance Guidelines, for developing and recommending to the Board of Directors any changes to the Corporate Governance Guidelines, for overseeing and monitoring the Company's policy on director time commitments contained therein, for overseeing new director orientation and director continuing education, for receiving reports annually from the Chief Executive Officer concerning senior management development and succession plans, and for overseeing the Company's human capital and environmental, social and governance policies and practices, as well as oversight of risks relating to these topics including climate-related risks.

## Meetings and Attendance

During 2025, our Board of Directors held four meetings. Each of our incumbent directors attended at least 75% of the aggregate meetings of the Board and the committees of the Board on which the director served during 2025. In addition, the independent directors meet regularly in executive session without the presence of management. Mr. Foster, who has been designated by the independent directors as Lead Independent Director, chairs these executive sessions of the independent directors.

Our Board of Directors encourages each director to attend the annual meeting of stockholders. Each of our incumbent directors attended the 2025 annual meeting of stockholders in person or by remote communication.

## Board Leadership Structure

Our Corporate Governance Guidelines provide that the Board is free to make its choice for Chair and Chief Executive Officer in any way that the Board of Directors considers best for Sabra at a given point in time. Accordingly, the Chair and Chief Executive Officer positions may be filled by one individual or by two different individuals. The Board believes that the appropriate leadership structure for Sabra at this time is for Mr. Matros to serve as both our Chair and Chief Executive Officer, in concert with an independent director serving as our Lead Independent Director.

Our Board of Directors believes that Mr. Matros, our Chief Executive Officer, is best suited to serve as our Chair because he is the director most familiar with Sabra's business and industry and most capable of identifying strategic priorities. In the Board's view, combining the roles of Chair and Chief Executive Officer facilitates the flow of information between management and the Board, and helps assure that the strategies adopted by the Board will be best positioned for execution by management. While the Chair leads the Board in overseeing the management and direction of the Company, any specific actions taken in connection with this oversight responsibility are exercised by the full Board or any Board committee to which authority has been delegated by the Board, and not by any individual director.

To promote the independence of the Board and appropriate oversight of management and to demonstrate our commitment to strong corporate governance, the independent directors designate annually an independent, non-employee director to serve as our Lead Independent Director. As noted above, the independent directors have currently designated Mr. Foster to serve as our Lead Independent Director. The Lead Independent Director helps to facilitate free and open discussion and communication among the independent directors of the Board and between the Board and management. The duties of the Lead Independent Director include chairing all meetings of the independent directors when they meet in executive session and chairing all meetings of the full Board in the absence of the Chair; representing the Board in meetings with third parties, as appropriate; and working with the Chair to finalize meeting agendas, meeting schedules and other information provided to the Board. The Lead Independent Director also sets the agenda for the meetings held in executive session and discusses issues that arise from these meetings with the Chief Executive Officer. The non-employee members of the Board meet in executive session during each regularly scheduled Board meeting and during special meetings of the Board, as appropriate.

## Risk Oversight

One of the principal functions of our Board of Directors is to provide oversight concerning the assessment and management of risk related to our business. The Board of Directors is involved in risk oversight through approval authority with respect to fundamental financial and business strategies and major corporate activities, including material acquisitions and financings, as well as through its oversight of management and the committees of the Board of Directors. As part of overseeing our corporate strategy and our enterprise risk management program, our Board of Directors also monitors our environmental practices, sustainability, including climate-related risks, and human capital management. Any director may propose a meeting agenda item related to risk or any other topic for consideration and discussion by the Board.

Management is responsible for identifying the material short-, intermediate- and long-term risks facing Sabra, implementing appropriate risk management strategies and ensuring that information with respect to material risks is shared with the Board of Directors or the appropriate Board committee. In connection with this responsibility, members of management provide regular reports to the Board of Directors regarding business operations and strategic planning, financial planning and budgeting, regulatory matters and information systems and cybersecurity, including any material risk to Sabra relating to such matters. The Board of Directors considers and makes determinations on any action warranted with respect to these risks, which include short-, intermediate- and long-term risks, as well as both existing risks and emerging risks. The Board's oversight standards apply regardless of the immediacy of the risk assessed, and risks are reevaluated regularly.

Where appropriate, the Board of Directors also receives input on risk-related topics from third-party advisors and experts who report from time to time to the Board on various risk topics within their area of expertise, including with respect to potential future threats and trends. Management also annually conducts an enterprise-wide risk assessment with the assistance of an external firm to evaluate the risks facing Sabra and determine their severity,

likelihood of occurring in a single year, how quickly Sabra may be impacted by each risk and the perceived effectiveness of management's current mitigation activities and controls. The results of this enterprise-wide risk assessment are reviewed by the Audit Committee on a quarterly basis and shared with the rest of the Board and considered in connection with the assessment of the material risk factors to disclose in our filings with the SEC.

The Board of Directors has delegated oversight for specific areas of risk exposure to committees of the Board of Directors as follows:

- The Audit Committee is responsible for periodically discussing Sabra's overall risk assessment and risk management policies as well as Sabra's plans to monitor, control and minimize any risk exposure with management, our internal auditors and our independent registered public accounting firm. In addition, the Audit Committee periodically reviews Sabra's risk exposure related to the Audit Committee's areas of responsibility, including financial reporting, disclosure controls and procedures, accounting and internal controls, legal and regulatory compliance and information and cybersecurity. The Audit Committee is also responsible for primary risk oversight related to our financial reporting, disclosure controls and procedures, accounting and internal controls and oversees risks related to our compliance with legal and regulatory requirements.
- The Compensation Committee oversees, among other things, the assessment and management of risks related to Sabra's compensation plans, policies and overall philosophy, equity-based incentive plans, and human capital matters, including Sabra's culture, talent development, employee retention, diversity, equity and inclusion and employee health, wellness and safety.
- The Corporate Responsibility and Governance Committee oversees the assessment and management of risks related to our governance structure, including our Board leadership structure and management and director succession, as well as our human capital and environmental, social and governance policies and practices.

All members of our Board of Directors are invited to attend our regularly scheduled committee meetings, and most directors do so attend. Our Chief Executive Officer, Chief Financial Officer and outside legal counsel also regularly attend meetings of our standing committees when they are not in executive session, and often report on matters that may not be otherwise addressed at these meetings. In addition, our directors are encouraged to communicate directly with members of management regarding matters of interest, including matters related to risk, at times when meetings are not being held.

Our Board of Directors believes that the processes it has established to administer the Board's risk oversight function would be effective under a variety of leadership frameworks and therefore do not have a material effect on Sabra's leadership structure described under "—Board Leadership Structure" above.

## Compensation Risk Assessment

Consistent with the Compensation Committee's responsibilities described above, the Compensation Committee takes risk into consideration when reviewing and approving executive compensation, including when it approved our executive compensation program. The Compensation Committee has concluded that the current executive compensation program does not encourage inappropriate or excessive risk-taking. In making its determination, the Compensation Committee noted that each Named Executive Officer's direct compensation under our executive compensation program consists primarily of a fixed base salary, an annual incentive bonus opportunity and long-term equity incentive awards. Long-term incentive awards granted under our long-term equity award program are generally subject to a multi-year vesting schedule, a deferral feature for Named Executive Officers and performance conditions that are not solely dependent on stock price.

## Director Nomination Process

### Identifying and Evaluating Director Nominee Candidates

In identifying, evaluating and selecting potential director nominees for election at each annual meeting of stockholders and nominees for directors to be appointed by the Board of Directors to fill vacancies and newly created directorships, the Corporate Responsibility and Governance Committee will consider as potential director

nominees candidates recommended by various sources, including any member of the Board, any stockholder of Sabra, senior management or an outside search firm engaged by the Corporate Responsibility and Governance Committee if determined appropriate. All potential director nominees, other than potential incumbent director nominees, will be initially reviewed by the Chair of the Corporate Responsibility and Governance Committee or, in the Chair's absence, any other member of the committee delegated to initially review director candidates. If it is determined appropriate to proceed, a prospective director candidate may be interviewed by one or more of the other members of the Corporate Responsibility and Governance Committee, other members of the Board of Directors and by the Chief Executive Officer. The Corporate Responsibility and Governance Committee will provide informal progress updates to the Board of Directors and will meet to consider and recommend any final director candidates to the full Board of Directors. The Board of Directors is responsible for determining the final director candidates to be nominated for election at each annual meeting of stockholders and for appointing directors to fill vacancies on the Board.

In considering whether to nominate a potential director candidate for election to the Board of Directors, the Corporate Responsibility and Governance Committee considers whether the director candidate would meet the definition of independence required by the Nasdaq rules and applicable rules and regulations of the SEC. As set forth in Sabra's Corporate Governance Guidelines, the Corporate Responsibility and Governance Committee also seeks to elect directors who: (i) are of high character and integrity; (ii) are accomplished in their respective fields; (iii) have relevant expertise and experience, and are able to offer advice and guidance to management based on that expertise and experience; (iv) have sufficient time available to devote to Sabra's affairs, including whether the director candidate would satisfy Sabra's policy on director time commitments as set forth in its Corporate Governance Guidelines; (v) will represent the long-term interests of Sabra's stockholders as a whole; (vi) are not age 80 or older at the time of election; and (vii) will collectively represent a diversity of backgrounds and experiences, including diversity with respect to gender, age and ethnicity. The Board of Directors and the Corporate Responsibility and Governance Committee evaluate each individual in the context of the Board as a whole, with the objective of building a Board that is effective, collegial and can best represent the interests of Sabra and its stockholders, using its diversity of backgrounds and experiences.

### **Stockholder Recommendations**

As described above, the Corporate Responsibility and Governance Committee will consider director candidates recommended by stockholders. Properly communicated stockholder recommendations will be considered in the same manner as recommendations received from other sources. To be properly communicated, stockholders desiring to recommend candidates for nomination or election to the Board of Directors should submit their recommendations in writing to the attention of Sabra's Secretary, Sabra Health Care REIT, Inc., 1781 Flight Way, Tustin, California 92782, together with the following information: (i) all information about the stockholder and the candidate that would be required pursuant to Article II, Section 11 of our Bylaws if the stockholder was nominating the candidate for election to the Board of Directors, (ii) a statement of the proposed director candidate's qualifications, taking into account the principles used by the Corporate Responsibility and Governance Committee in evaluating possible candidates as described above, (iii) a statement detailing any relationship between the proposed director candidate and any tenant or competitor of Sabra, and (iv) detailed information about any relationship or understanding between the recommending stockholder and the director candidate. The Corporate Responsibility and Governance Committee may request additional information concerning the director candidate as it deems reasonably necessary to determine the eligibility and qualification of the director candidate to serve as a member of our Board of Directors. Stockholders who are recommending candidates for consideration by the Board of Directors in connection with the next annual meeting of stockholders should submit their written recommendation no later than January 1 of the year of that meeting.

Please note that stockholders who wish to nominate a person for election as a director in connection with an annual meeting of stockholders (as opposed to making a recommendation to the Corporate Responsibility and Governance Committee as described above) must follow the procedures described under "Stockholder Proposals and Director Nominations for 2027 Annual Meeting of Stockholders."

## **Management Succession Planning**

Pursuant to our Corporate Governance Guidelines and the charter of the Corporate Responsibility and Governance Committee, the Corporate Responsibility and Governance Committee is responsible for reviewing the Company's succession plan for the Chief Executive Officer and senior management. In performing these functions, the Chief Executive Officer annually reports to the Corporate Responsibility and Governance Committee about developments of senior management personnel and succession plans. All members of our Board of Directors are invited to attend our regularly scheduled Corporate Responsibility and Governance Committee meetings, and most directors do so attend and have the opportunity to review and discuss the succession plans. In connection with its regular discussions of Sabra's human capital, talent and culture, the Board and the Corporate Responsibility and Governance Committee consider both anticipated successions, such as retirements, and unplanned succession events, including emergencies and a range of other potential contingencies, to enhance organizational readiness. The Board and the Corporate Responsibility and Governance Committee also regularly interact with senior leaders through informal events and management presentations at the Board meetings, where the Board provides feedback to and assesses Sabra's executives at various leadership levels.

## **Annual Board Evaluations**

Pursuant to our Corporate Governance Guidelines and the charter of the Corporate Responsibility and Governance Committee, the Corporate Responsibility and Governance Committee oversees an annual evaluation of the performance of the Board and each committee of the Board. The evaluation process is facilitated by outside legal counsel and is designed to assess the overall effectiveness of the Board and its committees and to identify opportunities for improving Board and Board committee operations and procedures. The annual evaluations are generally conducted in the first quarter of each calendar year and the results of the annual evaluation are reviewed and discussed by the Corporate Responsibility and Governance Committee.

## **Insider Trading Policy**

We have adopted an Insider Trading Policy governing the purchase, sale and other dispositions of our securities that applies to all of our directors, officers and employees. The Insider Trading Policy does not apply to such transactions by the Company itself. We believe the policies and procedures contained in our Insider Trading Policy are reasonably designed to promote compliance with insider trading laws, rules and regulations and applicable listing standards. A copy of our Insider Trading Policy is filed as Exhibit 19.1 to our 2025 Annual Report.

## **Policy on Hedging and Pledging of Sabra Shares**

Sabra recognizes that hedging against losses in Sabra securities may disturb the alignment between stockholders and executives that Sabra's Stock Ownership Policy (as described in the "Executive Compensation—Compensation Discussion and Analysis" below) and equity awards are intended to facilitate. Accordingly, our Board has incorporated prohibitions on various hedging activities within Sabra's Insider Trading Policy, which apply to all directors, executive officers and employees and prohibit short sales of shares of common stock and trading in "puts" and "calls" or other derivative securities that relate to common stock. The policy also prohibits hedging or monetization transactions (such as prepaid variable forwards, equity swaps, collars and exchange funds) that are designed to hedge or offset any decrease in the market value of Sabra securities.

In addition, because a margin call or foreclosure sale may occur at a time when a director, executive officer or employee is aware of material non-public information concerning Sabra, directors, executive officers and employees are prohibited from holding Sabra securities in a margin account or pledging Sabra securities as collateral for a loan. Accordingly, none of our directors or executive officers have pledged any shares of common stock.

## **Code of Conduct and Ethics**

We have adopted a Code of Conduct and Ethics that applies to all of our directors, officers and employees, which provides a framework to promote honest and ethical conduct and fair dealing and deter conflicts of interest. Our Code of Conduct and Ethics can be found in the Investors—Governance section of our website at [www.sabrahealth.com](http://www.sabrahealth.com). Waivers from, and amendments to, our Code of Conduct and Ethics that apply to our directors and executive officers, including our principal executive officer, principal financial officer, principal accounting officer and persons performing similar functions, will be timely posted in the Investors—Governance section of our website at [www.sabrahealth.com](http://www.sabrahealth.com) as required by applicable law.

## **Policy on Political Contributions and Lobbying**

We have adopted a policy on political contributions and lobbying in our Code of Conduct and Ethics, which prohibits any direct monetary contributions by or on behalf of Sabra to any political campaign or political advocacy group. This prohibition does not include any contributions made by Sabra to industry advocacy groups, which may include lobbying activities such groups directly or indirectly engage in on behalf of our industry. While our employees may participate as individual citizens in the political process and may provide funds to political organizations, political action committees or industry trade associations, decisions to do so are entirely personal and voluntary. All organizations we contribute to are either industry groups or apolitical, humanitarian and community support organizations. Our policy on political contributions and lobbying is located in our Code of Conduct and Ethics, which can be found in the Investors—Governance section of our website at [www.sabrahealth.com](http://www.sabrahealth.com).

## **Stockholder Communications with the Board**

Stockholders may send written communications to the Board of Directors or to specified individuals on the Board, c/o Sabra's Secretary at 1781 Flight Way, Tustin, California 92782. All mail received will be opened and communications from verified stockholders that relate to matters that are within the scope of the responsibilities of the Board of Directors, other than solicitations, junk mail and frivolous or inappropriate communications, will be forwarded to the Chair of the Board of Directors or any specified individual director, as applicable. If the correspondence is addressed to the Board of Directors, the Chair will distribute it to the other Board members if he determines it is appropriate for the full Board to review. In addition, if requested by stockholders, when appropriate, the Lead Independent Director or other directors will also be available for direct communication with stockholders.

“Our focus remains steadfast on delivering long-term value to our shareholders. The strength of our balance sheet, clarity of our strategy and experience of our team position us to execute with discipline as we pursue accretive growth opportunities.”

---

**Michael Costa**

*Chief Financial Officer, Treasurer  
and Executive Vice President*



# SUSTAINABILITY INITIATIVES

## Sustainability Philosophy

At Sabra, we take a care-driven approach to our business. We invest in assets where the future of healthcare is being delivered and where leading operators are skillfully and compassionately caring for the residents and tenants. We work actively with our operators and tenants to encourage and support best practices in sustainability, energy efficiency, health, wellness and safety. We believe that these initiatives not only benefit our stakeholders but also contribute to long-term stockholder value creation. Sustainability starts at the highest level of the organization and is spread throughout as we believe that achieving operational excellence goes hand-in-hand with a responsibly run business.

## Sustainability Oversight

As part of overseeing our corporate strategy and our enterprise risk management program, our Board of Directors monitors our environmental and social practices as an entire Board. Additionally, specific committees oversee certain programs related to our sustainability efforts. Our Corporate Responsibility and Governance Committee oversees our sustainability program as a whole, including our climate-related disclosures and practices. Our Compensation Committee is responsible for overseeing human capital management matters, which include policies, programs and initiatives focusing on the Company's culture, talent development, employee retention, diversity, equity and inclusion and employee health, wellness and safety. We have a formalized management-level Sustainability Steering Committee. This cross-functional working group of individuals in environmental, health and safety, facilities, investor relations, finance, human resources and other functions, allows us to gather data and insights for focus areas that impact our environmental stewardship, social commitments, and corporate governance. Dedicated subgroups within the Sustainability Steering Committee have specific areas of emphasis and each in turn contributes by overseeing key performance indicators surrounding the Company's sustainability practices.

## Sustainability Reporting

In 2025, we published our fifth annual sustainability report, and we are in the process of producing our sixth annual report. We utilize aspects of the International Financial Reporting Standard's Sustainability Accounting Standard Board (SASB), the Global Real Estate Sustainability Benchmark (GRESB), and the Task Force on Climate-related Financial Disclosures (TCFD) to report on our practices. Our reports and other disclosures can be found on the Investors—Governance section of our website at [www.sabrahealth.com](http://www.sabrahealth.com).

## Human Capital Management and Engagement

We recognize that attracting and retaining talent at all levels is vital to our continuing success. We aim to attract professionals who will uphold our values. We ensure our teammates receive competitive compensation and conduct pay analyses to review our pay equity. We also invest in our teammates through high-quality benefits and meaningful health and wellness initiatives. Employee development and growth are fundamental to our approach to human capital management. We actively work on our teammates' career development efforts and focus on aligning our talent strategy with our business strategy. When we create a workplace where our teammates are engaged, committed and empowered for the long-term, we are better positioned to create value for the Company, as well as for our stockholders. We promote employee engagement through focused surveys and through team gatherings, including our employee events and annual retreat.

## Diversity, Equity & Inclusion

We believe that a diverse workforce is essential to our continued success, and we strive to maintain a fair, healthy and safe workplace, while creating a work environment that promotes diversity, equity and inclusion for our teammates. Our current diversity, equity and inclusion strategy is focused on our recruitment and training. We

seek out partnerships to attract new candidates, and we engage third-party consultants to conduct inclusivity and bias training for our Board of Directors, management and employees. As of December 31, 2025, women comprised 55% of our workforce and 57% of our management level/leadership roles. As of December 31, 2025, 34% of our teammates self-identified as members of one or more racial and ethnic minorities.

As underscored by our Corporate Governance Guidelines, our Board of Directors and the Corporate Responsibility and Governance Committee are committed to proactively consider a diverse collection of backgrounds and relevant experiences in our director candidates to best ensure the continued success of our business and represent our stockholder interests. The current board composition is 43% diverse by gender and 14% by race and/or ethnicity.

## Environmental Stewardship

We believe in implementing measures that support healthy, sustainable and energy-efficient spaces. As the substantial majority of Sabra's properties are leased under long-term, triple-net operating leases, the implementation of environmental measures at these properties is managed by our operators. We actively engage with our operator teams and encourage them to practice responsible property management that emphasizes health, safety, energy and water conservation. These practices, while having direct positive environmental benefits, can also translate into healthier indoor environments for our tenants' residents, caretakers and staff. In 2023, we approved the first Green Links lighting retrofitting projects at three of our triple-net skilled nursing facilities. We continue to finance economically and environmentally beneficial projects that improve the resident and patient experience.


We also monitor environmental risk factors in order to assess the climate resiliency of the properties in our portfolio, such as exposure to floods and other physical climate risks. We assess these climate-related risks as a part of our enterprise risk assessment, which is overseen by our Board of Directors.

## Health and Safety

The safety and well-being of everyone within the Sabra community is one of our highest priorities. For our operators, we are a committed resource to support them in their health, wellness and safety measures. In addition, we regularly work with operators to identify, pilot and support a number of HealthTech initiatives and solutions to foster a safe and healthy environment for employees and residents. For instance, we have supported many of our operators as they have achieved certification from WELL Health-Safety Rating, an evidence-based, third-party-verified rating body that recognizes commitments to promote safer and healthier environments for employees and residents.

“Operational excellence is increasingly shaped by the thoughtful use of technology. We are piloting several AI-enabled healthtech solutions with our operators that are designed to enhance the quality of care and improve safety for residents and support better working environments for staff.”

**Rick Matros**  
*Chief Executive Officer, President  
and Chair of the Board*



# DIRECTOR COMPENSATION

## Director Compensation—2025

The following table provides information on the compensation of the members of our Board of Directors who are not also our employees (“Non-Employee Directors”) for the year ended December 31, 2025. The compensation paid to Mr. Matros, who is also one of our employees, is presented in the Summary Compensation Table and the related tables included below under “Executive Compensation.” Mr. Matros is not entitled to receive additional compensation for his service as a director.

| Name                     | Fees Earned or Paid in Cash (\$) | Stock Awards (\$)(1)(2)(3) | Total (\$) |
|--------------------------|----------------------------------|----------------------------|------------|
| Craig A. Barbarosh       | 114,000                          | 149,985                    | 263,985    |
| Katie Cusack             | 93,500                           | 149,985                    | 243,485    |
| Michael J. Foster        | 119,750                          | 149,985                    | 269,735    |
| Lynne S. Katzmann        | 105,264                          | 149,985                    | 255,249    |
| Ann Kono                 | 92,000                           | 149,985                    | 241,985    |
| Jeffrey A. Malehorn      | 105,264                          | 149,985                    | 255,249    |
| Clifton J. Porter II (3) | 39,750                           | —                          | 39,750     |

- (1) Amounts reported represent the aggregate grant date fair value of the annual equity awards granted to the Non-Employee Directors in 2025. The aggregate grant date fair value of these awards was computed in accordance with Financial Accounting Standards Board (“FASB”) Accounting Standards Codification (“ASC”) Topic 718 and excludes the effects of estimated forfeitures. The reported award values have been determined using the assumptions described in Note 13 to the Consolidated Financial Statements included in Sabra’s 2025 Annual Report.
- (2) On June 12, 2025, each Non-Employee Director received an annual equity award of 8,178 stock units. The grant date fair value of each such director’s annual equity award was \$149,985.
- (3) Mr. Porter served as a member of our Board of Directors until June 12, 2025.

The following chart sets forth the number of unvested stock units held by each Non-Employee Director as of December 31, 2025. None of the Non-Employee Directors held option awards as of December 31, 2025.

| Non-Employee Director | Number of Unvested Stock Units |
|-----------------------|--------------------------------|
| Craig A. Barbarosh    | 4,217                          |
| Katie Cusack          | 4,217                          |
| Michael J. Foster     | 4,217                          |
| Lynne S. Katzmann     | 4,217                          |
| Ann Kono              | 4,217                          |
| Jeffrey A. Malehorn   | 4,217                          |
| Clifton J. Porter II  | —                              |

## Directors’ Compensation Policy

Under our Directors’ Compensation Policy, each Non-Employee Director is entitled to receive the following as cash compensation: (1) an annual retainer of \$80,000, payable in four equal quarterly installments, and (2) \$1,500 for each committee (but not Board of Directors) meeting attended, with the meeting fee reduced to \$750 for telephonic meetings lasting less than 30 minutes or for in-person meetings which the director attends other than in person. Any Non-Employee Director serving as the Lead Independent Director and each Chairperson of a committee of the Board of Directors is entitled to receive an additional annual retainer, payable in four equal

quarterly installments, as follows: \$30,000 for the Lead Independent Director, \$25,000 for the Audit Committee Chair, \$20,000 for the Compensation Committee Chair (which amount was increased from \$15,000 effective as of June 12, 2025) and \$20,000 for the Corporate Responsibility and Governance Committee Chair (which amount was increased from \$15,000 effective as of June 12, 2025). The annual retainer and any additional retainers are each pro-rated for partial years of service.

The Non-Employee Directors have the right to elect to receive their annual retainers and any additional annual retainers in the form of stock units in lieu of cash, which units would be issued as of the last day of the quarter in which the retainers relate and would be valued as of the award date. Under our current Directors' Compensation Policy, each of the Non-Employee Directors is entitled to receive an annual award of restricted stock units valued at \$150,000 (which amount was increased from \$135,000 effective as of June 12, 2025) on the date of the award. Each Non-Employee Director's annual award of restricted stock units vests monthly over a period of one year (and will in all events become vested in connection with the annual meeting of stockholders occurring in the year following the date of grant), is not distributable as shares of our common stock until the earlier of the fifth anniversary of the grant date, a change in control or the Non-Employee Director's separation from service from the Board of Directors, and any unvested restricted stock units shall accelerate and vest in full on the occurrence of a change in control or the Non-Employee Director's death or disability. All stock units are entitled to receive dividend equivalent payments, which are either paid in cash on a current basis (if the underlying units have vested) or reinvested into additional stock units. Each Non-Employee Director's annual award of restricted stock units is pro-rated for partial years of service.

Each of our Non-Employee Directors is reimbursed for out-of-pocket expenses for attendance at Board of Directors and committee meetings.

## **Stock Ownership Policy Applicable to Non-Employee Directors**

Our Board of Directors has adopted a Stock Ownership Policy that requires each Non-Employee Director to own shares of our common stock equal in value to five times the annual Board cash retainer. Shares of our common stock subject to stock unit awards that have vested but the payment of which has been deferred count toward satisfaction of the required ownership level, but shares subject to unvested stock unit awards are not considered owned by the Non-Employee Director for purposes of this policy. The Non-Employee Directors are required to be in compliance with the required ownership level within five years from the date such person is first appointed or elected as a Non-Employee Director and are required to retain 50% of the net after-tax shares received in respect of equity awards until they are in compliance. Each of the Non-Employee Directors is currently in compliance with the required ownership levels.

# EXECUTIVE COMPENSATION

## Compensation Discussion and Analysis

### Introduction

Our “Named Executive Officers” for 2025 are: Richard K. Matros, our Chief Executive Officer, President and Chair of the Board; Michael L. Costa, our Chief Financial Officer, Executive Vice President, and Treasurer; and Talya Nevo-Hacohen, our former Chief Investment Officer, Treasurer and Executive Vice President. As previously announced, Ms. Nevo-Hacohen retired effective December 31, 2025, and currently serves in a consulting role for Sabra to ensure her many years of expertise provide ongoing continuity for the investment function.

In 2025, under the direction of our Board, our Named Executive Officers remained focused on the areas where we could create value for our stockholders, including identifying and executing on investment opportunities, prudently executing strategies to further enhance the quality of our portfolio, all while continuing to strengthen our balance sheet.

### **Key highlights from 2025 include:**

- We executed on our goal to grow our investment portfolio and ended 2025 with approximately \$450 million in new investments at an estimated average initial cash yield of 7.5% on property acquisitions.
- Our strong investment performance, along with our continued efforts to enhance the quality of our existing portfolio further diversified our overall portfolio, with our senior housing concentration at approximately 35.1% and our skilled nursing concentration under 50%, based on Annualized Cash NOI, as adjusted as of December 31, 2025. Annualized Cash NOI, as adjusted is a non-GAAP financial measure. See Appendix A for an explanation and reconciliation to net income, the most directly comparable GAAP financial measure.
- Through improved earnings and disciplined capital management we achieved a Net Debt to Adjusted EBITDA ratio of 5.00x as of December 31, 2025, as compared to 5.27x as of December 31, 2024. Net Debt to Adjusted EBITDA is a non-GAAP financial measure. See Appendix A for an explanation and reconciliation to net income, the most directly comparable GAAP financial measure.
- Due to our sound operating performance, diversified portfolio, improved Net Debt to Adjusted EBITDA ratio and the positive long-term outlook for senior housing, among other factors, Moody’s Ratings upgraded our senior unsecured notes rating to “Baa3” from “Ba1” and assigned a “Baa3” issuer rating to Sabra, with a Stable outlook.
- Our focus on internal and external growth, including enhancing our portfolio and strengthening our balance sheet, has resulted in Sabra entering 2026 with a robust investment pipeline and enhanced financial strength.
- As of December 31, 2025, we had approximately \$1.2 billion in liquidity, consisting of unrestricted cash and cash equivalents of \$71.5 million, \$782.4 million available to borrow under our revolving credit facility and \$322.7 million related to shares outstanding under forward sale agreements under our current and prior at-the-market equity offering programs. As of December 31, 2025, we also had \$482.9 million available under our current at-the-market program.
- Our total shareholder return (“TSR”) for 2025 was 17.02%, substantially outperforming the Nareit All Equity REITs Index TSR of -1.21% for the same period.

## Summary of 2025 Compensation Decisions

The Compensation Committee continues to believe that the executive compensation program objective is to reward our executives for successfully creating long-term stockholder value by executing on our strategic plan, while at the same time holding executives accountable for performance and requiring forfeiture of compensation if they are not able to successfully execute our strategic plan and grow stockholder value.

### Primary objective of 2025 compensation decisions Motivate Named Executive Officers to create long-term stockholder value

The Compensation Committee's actions to incentivize the Named Executive Officers to create long-term value included the following highlights:

|   |  |
|---|--|
| <b>65% of grant date value of annual equity awards is performance-based, with TSR Units making up 100% of 2025 performance-based awards</b> | Approximately 65% of the grant date value of our 2025 annual equity awards is subject to performance-vesting conditions through relative TSR-based awards ("TSR Units"). In prior years, relative TSR Units made up approximately 70% of the grant date value of the performance-based annual equity awards, with the remaining approximately 30% weighted in FFO-based awards ("FFO Units"). The Compensation Committee eliminated the FFO Units to align rewards with returns for our stockholders, and to also differentiate the long-term performance metric from the FFO-based performance metric that is still used under our annual short-term bonus program. The TSR Units require above-median performance in order for the target shares to be earned. |
| <b>Long-term equity awards are subject to a mandatory five-year deferral and one-year post-vesting holding period</b>                       | All long-term equity awards granted to the Named Executive Officers are subject to a one-year post-vesting holding period and have a mandatory deferral feature that requires vested awards be held and not become payable until the fifth calendar year following the grant date. The purpose is to ensure that the management team is operating the Company with a long-term decision horizon because they remain stockholders well beyond the grant date and beyond the vesting date.   |
| <b>Robust stock ownership requirements (10x for CEO and 5x for other executives)</b>  | Our Stock Ownership Policy requires our Chief Executive Officer to have direct ownership of shares of our common stock having a value equal to at least 10 times his annual base salary, and for the other Named Executive Officers to have direct ownership of shares of our common stock having a value equal to at least 5 times his or her annual base salary. This includes deferred stock unit awards but does not include unvested awards.  |

**No adjustments for 2022 FFO Units and TSR Units that ended their performance period in 2025: Below-target payout for 2022 FFO Units and a maximum target payout for 2022 TSR Units under the formula as a result of relative TSR outperformance compared to the peer group**

Both the 2022 FFO Unit and the TSR Unit payouts were earned and paid according to their original performance funding schedules, without any discretion or adjustment by the Compensation Committee for the three-year performance period ending on December 31, 2025. The FFO Units that were eligible to vest for performance through December 31, 2025 fell below the performance goal and were earned by the Named Executive Officers at approximately 90.8% of target, while the TSR Units granted at the same time paid out at 200% of target because our relative TSR was at the 92<sup>nd</sup> percentile compared to the peer group. The FFO Units originally granted in 2022 were eligible to vest based on our adjusted normalized FFO performance for calendar 2025 (the final year of the three-year performance period), while the 2022 TSR Unit grants were eligible to vest based on our relative shareholder return ranking over a three-year performance period ending on December 31, 2025.

The remainder of this section describes our executive compensation program and the material elements of compensation awarded to, earned by or paid to the Named Executive Officers during 2025.

### Compensation Program and Objectives

***Our compensation program for executives is intended to:***

- motivate our executive officers to create long-term stockholder value;
- align the interests of our executive officers with the interests of our stockholders;
- attract and retain quality executive officers;
- motivate and reward high performance levels; and
- inspire teamwork and collaboration among the executives.

We believe that our executive compensation program is appropriately structured to accomplish these objectives. Our executive compensation program consists of four material elements: base salaries, annual incentive compensation opportunities, long-term incentive awards and severance benefits. Each of these compensation elements is described in more detail below.

### Role of the Compensation Committee

Pursuant to its charter, the Compensation Committee of our Board of Directors has the authority to determine the amount of compensation provided to each of the Named Executive Officers. The Compensation Committee approves our executive compensation philosophy and procedures, and is responsible for administering our equity compensation plans, including approving grants of awards under the plans. The Compensation Committee is also responsible for approving employment agreements with the Named Executive Officers. In performing its duties, the Compensation Committee considers the recommendations of our Chair and Chief Executive Officer when determining the compensation of the other Named Executive Officers, but does not consult Mr. Matros for recommendations on his own compensation.

### Role of the Compensation Consultant

The Compensation Committee retained FW Cook as its independent compensation consultant. The Compensation Committee is responsible for the appointment, compensation and oversight of FW Cook's work and does not believe FW Cook's work has raised any conflict of interest. FW Cook reports only to the Compensation Committee, and does not perform services for us, except for executive and director compensation-related services on behalf of, and as instructed by, the Compensation Committee.

The Compensation Committee engaged FW Cook to conduct an independent review of our executive compensation program to provide a competitive reference on pay levels, structure and performance alignment. The Committee was provided a review at the end of 2024 to prepare to make base salary and bonus award decisions for 2025, and was provided a refreshed market review at the end of 2025 as part of its preparation for making 2025 equity award grants and base salary and bonus award decisions for 2026. FW Cook reviews salaries, target bonus opportunities, target cash compensation opportunities, equity award opportunities, and target total direct compensation paid by the peer group of companies described below.

The Compensation Committee reviewed the reports prepared by FW Cook at the end of both 2024 and 2025 as context when determining the amount and structure of each Named Executive Officer's 2025 base salary, bonus opportunity and equity award grants.

## Peer Companies

When determining the amount of each Named Executive Officer's 2025 cash base salary and target bonus opportunity at the end of 2024, the Compensation Committee, with the assistance of FW Cook, considered the compensation paid by the following peer companies, which we refer to as the 2024 peer group:

|   |   |
|---|---|
| <p>Acadia Realty Trust<br/> CareTrust REIT, Inc.<br/> Community Healthcare Trust Incorporated<br/> Cousins Properties Incorporated<br/> EPR Properties<br/> Essential Properties Realty Trust, Inc.<br/> Gaming and Leisure Properties, Inc.<br/> Healthcare Realty Trust Incorporated<br/> Healthpeak Properties, Inc.<br/> LTC Properties, Inc.</p> | <p>LXP Industrial Trust<br/> Medical Properties Trust, Inc.<br/> National Health Investors, Inc.<br/> NNN REIT, Inc. (formerly known as, National Retail Properties, Inc.)<br/> Omega Healthcare Investors, Inc.<br/> Physicians Realty Trust<br/> Safehold Inc.<br/> STAG Industrial, Inc.<br/> Terreno Realty Corporation<br/> W. P. Carey Inc.</p> |
|---|---|

The only changes to our 2024 peer group from the companies used at the end of 2023 were the addition of Essential Properties Realty Trust, Inc., Safehold Inc. and Terreno Realty Corporation and the removal of Spirit Realty Capital, Inc. Spirit Realty Capital, Inc. was removed because it was acquired during 2024, while the three new peer companies were added based on the financial screening criteria below to further balance the 2024 peer group.

The amount of each Named Executive Officer's 2025 long-term equity award grants granted at the end of 2025 used a refined version of the 2024 peer group. The 2025 analysis used the same group of 2024 peer companies listed above, except American Healthcare REIT, Inc. was added and Physicians Realty Trust and Safehold Inc. were removed. Physicians Realty Trust was removed because it was acquired during 2025 and Safehold Inc. was removed as a result of a founder CEO pay arrangement that was not viewed as reflecting the market. American Healthcare REIT, Inc. was added based on the financial screening criteria below to further balance the 2025 peer group. Our 2025 peer group is listed in the table below:

|   |   |
|---|---|
| <p>Acadia Realty Trust<br/> American Healthcare REIT, Inc.<br/> CareTrust REIT, Inc.<br/> Community Healthcare Trust Incorporated<br/> Cousins Properties Incorporated<br/> EPR Properties<br/> Essential Properties Realty Trust, Inc.<br/> Gaming and Leisure Properties, Inc.<br/> Healthcare Realty Trust Incorporated<br/> Healthpeak Properties, Inc.</p> | <p>LTC Properties, Inc.<br/> LXP Industrial Trust<br/> Medical Properties Trust, Inc.<br/> National Health Investors, Inc.<br/> NNN REIT, Inc. (formerly known as, National Retail Properties, Inc.)<br/> Omega Healthcare Investors, Inc.<br/> STAG Industrial, Inc.<br/> Terreno Realty Corporation<br/> W. P. Carey Inc.</p> |
|---|---|

The peer group selection guidelines remained consistent with prior years. We selected publicly traded, internally managed, U.S. based REITs with total revenues between 0.33x and 3.0x ours and with enterprise values between 0.33x and 3.0x ours, with a preference for including healthcare REITs even if slightly outside the selection parameters and REITs with exposure to triple net leasing when possible. Year-over-year continuity in the peer group companies was prioritized where reasonable.

The Compensation Committee considers the compensation paid by the peer group companies as one input among a diverse set of factors for evaluating compensation decisions with respect to the Named Executive Officers.

In 2025, the Compensation Committee referenced the peer group compensation data when making pay decisions, alongside a number of other considerations including individual experience and performance, each executive's impact and criticality, internal pay equity considerations, as well as the Company's performance during 2025. Ms. Nevo-Hacohen retired effective December 31, 2025, as announced by the Company in March of 2025. Her retirement decision was the reason the Compensation Committee did not make a new equity grant to her at the end of 2025.

### **Role of Stockholder Say-on-Pay Votes**

Sabra currently provides its stockholders with the opportunity to cast an annual non-binding, advisory vote on the compensation of our Named Executive Officers, which we refer to as a say-on-pay proposal. At our 2025 Annual Meeting of Stockholders, approximately 96.0% of the votes cast supported our say-on-pay proposal. The results at our 2025 Annual Meeting were consistent with the results in prior years, where stockholders supported our say-on-pay proposal by between 93.1% and 98.9% of the votes cast. The Compensation Committee believes this high degree of stockholder support for our 2025 say-on-pay proposal, combined with similarly high degrees of support for our say-on-pay proposals in prior years, affirms stockholders' support of our executive compensation program.

The Compensation Committee will continue to consider the outcome of stockholders' votes on our say-on-pay proposals when making future compensation decisions for the Named Executive Officers.

### ***Material Elements of Compensation***

#### **Base Salaries**

We pay each Named Executive Officer a base salary to provide each executive with a minimum, fixed level of cash compensation.

The Compensation Committee reviewed each executive's base salary at the end of 2024 to determine whether any increases for 2025 were warranted. The Compensation Committee approved an increase of approximately 8.1% for Mr. Matros to \$1,000,000 in order to recognize his experience and vision, a 10.3% 2025 increase for Mr. Costa, and 5.9% for Ms. Nevo-Hacohen for 2025. Mr. Costa's percentage increase was higher than the other two Named Executive Officers to recognize his increasing experience as our Chief Financial Officer.

The Compensation Committee also reviewed each executive's base salary at the end of 2025 (except Ms. Nevo-Hacohen, because of her retirement at the end of 2025). The Compensation Committee determined not to make any increase to Mr. Matros' base salary for 2026 and approved an increase of approximately 8.5% for Mr. Costa for 2026.

Mr. Costa's base salary increases for 2025 and 2026 reflect market adjustments to recognize Mr. Costa's growth since his appointment as our Chief Financial Officer in January 2022 and his contributions toward the Company's high performance in 2024 and 2025.

The base salary that was paid to each Named Executive Officer for the 2025 calendar year is reported in the "Summary Compensation Table—2023—2025" below.

#### **2025 Annual Incentive Compensation Opportunity**

Each Named Executive Officer was eligible to participate in our annual incentive bonus program for 2025.

In 2025, the target bonus opportunities under the bonus program were left the same at 150% of base salary for Mr. Matros and at 100% of base salary for both Mr. Costa and Ms. Nevo-Hacohen.

Each Named Executive Officer was eligible to earn a maximum bonus equal to 200% of the executive's target bonus amount. The bonus payable for achieving the threshold performance level was set at 0% of the executive's target bonus amount.

The following chart shows the amount of each Named Executive Officer's target and maximum bonus opportunities.

| Name               | 2025 Target Cash Bonus Amount (\$) | 2025 Maximum Cash Bonus Amount (\$) |
|--------------------|------------------------------------|-------------------------------------|
| Richard K. Matros  | 1,500,000                          | 3,000,000                           |
| Michael L. Costa   | 645,000                            | 1,290,000                           |
| Talya Nevo-Hacohen | 715,000                            | 1,430,000                           |

Awards under the 2025 bonus program were earned based on our adjusted normalized FFO per share for 2025 relative to a pre-established objective goal.

The adjusted normalized FFO per share goal was set at \$1.5017. The 2025 FFO per share goal was approximately 1.6% higher than our 2024 adjusted normalized FFO per share of \$1.4777, which was viewed by the Compensation Committee as an excellent outcome with high performance.

Achievement of adjusted normalized FFO per share of \$1.5467 or greater was required in order for each Named Executive Officer to earn his or her maximum bonus opportunity of 200% of target, with linear interpolation if adjusted normalized FFO per share was between the goal of \$1.5017 and \$1.5467. The program also allowed for payout if performance fell short of the goal with a payout of 0% of target earned if adjusted normalized FFO per share was at or below the \$1.1263 threshold (with linear interpolation between 0% and 100% of target if adjusted normalized FFO per share was between the threshold of \$1.1263 and the goal of \$1.5017).

The Compensation Committee chose an FFO-based performance metric for two reasons. First, an FFO-based metric rewards executives for driving growth in annual FFO performance, which the Compensation Committee believes benefits stockholders in the form of increased stockholder returns. Second, FFO is a common performance metric used by investors to evaluate the performance of REITs.

Measuring FFO performance against per share targets is intended to motivate our executives to achieve not just absolute FFO growth, but growth in the FFO attributable to each share of stock to take into account the impact of capital raising transactions on our stockholders.

For purposes of our 2025 bonus program, we define adjusted normalized FFO per share to mean (A) our FFO for 2025, as prescribed by the National Association of Real Estate Investment Trusts ("Nareit") as in effect on the first day of the applicable period, adjusted to eliminate the impact of (1) non-recurring items, including without limitation the write-off of deferred financing fees, contingent consideration adjustments, transitional expenses related to any completed merger involving Sabra, non-senior housing managed facility operating expenses, loss or gain associated with foreign currency transactions, and other similar items as determined by the Compensation Committee, (2) non-cash compensation expense, (3) cash bonuses payable to our officers and employees, (4) transaction costs and normalizing adjustments in connection with investment activity and capital markets activity, (5) any change in accounting policies or practices, (6) any gain or loss related to lease or rental income restructurings and changes in lease classifications, including out-of-period write offs of cash rent receivables, above/below market rent (ABMR) intangibles and straight-line rent receivables, to the extent included in FFO as defined by Nareit, (7) loan, preferred equity, direct financing lease, sales-type lease, and unconsolidated joint venture investment impairments or loss reserves, and (8) deferred income tax expense, divided by (B) the weighted average number of shares of common stock and common stock equivalents outstanding, calculated on the same basis as used for reporting Adjusted Funds from Operations Attributable to Common Stockholders as publicly reported by us in our press release for the calendar year immediately preceding the start of the performance period.

Sabra achieved adjusted normalized FFO per share of \$1.5325 in 2025, which was above the target of \$1.5017 but below the maximum performance level and resulted in each Named Executive Officer earning a bonus equal to 168.4% of his or her 2025 target bonus opportunity.

## Long-Term Incentives

### Structure and Timing of 2025 Equity Awards.

*Structure of 2025 Equity Awards.* A key feature of our executive compensation program is our long-term equity award program. It is both majority performance-based and also particularly long-term in nature. In 2025, 65% of the Named Executive Officers' annual equity awards are subject to performance-vesting conditions over a three-year performance period, and 35% are in stock units that become vested based on continued employment over four years ("Time-Based Units"). All awards are payable in shares of our common stock that may increase or decrease in value during the vesting period, have a one-year post-vesting holding period and are required to be held as stock units for five years following grant.

Performance-contingent stock unit awards were 65% of the 2025 mix and time-vested restricted stock units were 35%. The 2025 performance-contingent stock units consist entirely of TSR Units. In prior years, TSR Units were approximately 70% of the grant value of the performance-based annual equity awards, with the remaining approximately 30% granted as FFO Units. The Compensation Committee eliminated the FFO Units to align rewards with returns for our stockholders, and to also differentiate the long-term performance metric from the FFO-based performance metric that is still used under our annual short-term bonus program. The TSR Units require above-median performance in order for the target shares to be earned.

TSR Units reward creation of long-term stockholder value that is better than the typical return of similar REITs that could be alternative investments, by targeting TSR to the 55<sup>th</sup> percentile.

The table below summarizes the 2025 equity award grants, with TSR Units shown at the target levels and the grant date fair value approved by the Compensation Committee:

| Name              | Time-Based Units            | TSR Units                    |
|-------------------|-----------------------------|------------------------------|
| Richard K. Matros | \$1,750,000<br>99,577 units | \$3,250,000<br>149,437 units |
| Michael L. Costa  | \$700,000<br>39,831 units   | \$1,300,000<br>59,775 units  |

Ms. Nevo-Hacohen was not granted a 2025 annual equity award in light of her retirement being effective on the December 31, 2025 grant date.

*Mandatory Deferral and Holding Period after Vesting.* The Time-Based Units, FFO Units (granted in prior years) and TSR Units granted to the Named Executive Officers have a one-year post-vest holding requirement. Named Executive Officers are required to wait a minimum of one year after the vesting date before taking payment of the underlying vested shares. This is to ensure they remain long-term owners, aligned with stockholders. The only exceptions to the one-year holding requirement are if the executive dies or suffers a disability, or if there is a change in control. There is a deferral feature for the Named Executive Officers' Time-Based Units, FFO Units (granted in prior years) and TSR Units, which requires that earned and vested awards must be held as deferred stock units that are not payable or salable until the fifth calendar year following the grant date. The only exceptions to the deferral requirement are if the executive dies, suffers a disability or otherwise has a termination of employment, or if there is a change in control after the awards vest.

*Timing of 2025 Equity Awards.* Named Executive Officer's 2025 equity awards were granted in December 2025, which is our normal timing. We convert the total grant date fair value of each executive's equity award into a number of Time-Based Units and TSR Units using the same accounting value of each award that is used in our financial statements. We utilize this conversion approach so that the grant date award value of each type of award reported in our proxy statement is approximately equal to the grant date dollar value of the award that is approved by the Compensation Committee.

Making annual equity awards in the fourth quarter of each calendar year allows us to consider our performance for the year at the time that the equity award levels are set, as well as any feedback from stockholders on the say-on-pay proposal earlier in the year.

**Time-Based Units:** Time-Based Units are included as part of each executive’s annual long-term equity award to link the value realized to stockholders and to retain the executive over the vesting period. Time-Based Units were approximately 35% of the total grant date value of each Named Executive Officer’s 2025 annual equity award. The Time-Based Units granted in 2025 vest in equal annual installments over four years, with installments vesting on December 31 in each of 2026, 2027, 2028 and 2029, with any vested units subject to the one-year post-vesting holding period requirement and deferral feature described above.

**TSR Units:** The Compensation Committee believes the TSR Units are an effective vehicle to motivate our Named Executive Officers to create long-term stockholder value while requiring our executives to successfully execute our strategic plan and grow stockholder value faster than the 55<sup>th</sup> percentile of similar peers. TSR Units were approximately 65% of the total grant date value of each Named Executive Officer’s 2025 annual equity award.

The TSR Units granted in 2025 become vested based on our relative total stockholder return over a three-year performance period consisting of calendar years 2026-2028, with relative TSR measured against the following publicly traded REITs that were chosen because they are viewed as broadly similar alternative investments:

|   |   |   |
|---|---|---|
| <p>Acadia Realty Trust<br/>           Alexandria Real Estate Equities, Inc.<br/>           American Healthcare REIT, Inc.<br/>           Americold Realty Trust, Inc.<br/>           Brandywine Realty Trust<br/>           BXP, Inc.<br/>           CareTrust REIT, Inc.<br/>           Community Healthcare Trust Incorporated<br/>           COPT Defense Properties<br/>           Cousins Properties Incorporated<br/>           Diversified Healthcare Trust<br/>           Douglas Emmett, Inc.<br/>           Easterly Government Properties, Inc.<br/>           EastGroup Properties, Inc.<br/>           Empire State Realty Trust, Inc.<br/>           EPR Properties<br/>           Essential Properties Realty Trust, Inc.<br/>           First Industrial Realty Trust, Inc.<br/>           Franklin Street Properties Corp.</p> | <p>Gaming and Leisure Properties, Inc.<br/>           Global Medical REIT Inc.<br/>           Healthcare Realty Trust Incorporated<br/>           Healthpeak Properties, Inc.<br/>           Highwoods Properties, Inc.<br/>           Hudson Pacific Properties, Inc.<br/>           Industrial Logistics Properties Trust<br/>           Innovative Industrial Properties, Inc.<br/>           JBG SMITH Properties<br/>           Kilroy Realty Corporation<br/>           Lineage, Inc.<br/>           LTC Properties, Inc.<br/>           LXP Industrial Trust<br/>           Medical Properties Trust, Inc.<br/>           National Health Investors, Inc.<br/>           National Healthcare Properties, Inc.<br/>           Net Lease Office Properties<br/>           NNN REIT, Inc.<br/>           Omega Healthcare Investors, Inc.</p> | <p>One Liberty Properties, Inc.<br/>           Orion Properties Inc.<br/>           Paramount Group, Inc.<br/>           Peakstone Realty Trust<br/>           Piedmont Realty Trust, Inc.<br/>           Plymouth Industrial REIT, Inc.<br/>           Postal Realty Trust, Inc.<br/>           Prologis, Inc.<br/>           Rexford Industrial Realty, Inc.<br/>           Sila Realty Trust, Inc.<br/>           SL Green Realty Corp.<br/>           STAG Industrial, Inc.<br/>           Strawberry Fields REIT, Inc.<br/>           Terreno Realty Corporation<br/>           Universal Health Realty Income Trust<br/>           Ventas, Inc.<br/>           Vornado Realty Trust<br/>           W. P. Carey Inc.<br/>           Welltower Inc.</p> |
|---|---|---|

This group of 57 TSR comparison companies includes all publicly traded U.S. based industrial, office and healthcare REITs with market capitalization values above \$100,000,000 as of November 30, 2025, as well as any companies included in our 2025 peer group used for compensation comparison purposes. The TSR comparison peer group is a different, broader set of companies than the compensation peers, although all of the compensation peers are included in the TSR comparison peer group. The 19 companies in our 2025 compensation peer group were selected to have a greater level of similarity to Sabra than the broader set of REITs used to measure relative TSR performance because the relevant talent pool for Sabra is narrower than the larger REIT sector.

Each executive’s target number of TSR Units granted in 2025 are earned and vest for achieving a 55<sup>th</sup> percentile TSR percentile ranking relative to the applicable TSR peer companies. If our TSR percentile is less than the 25<sup>th</sup> percentile (the threshold level), then the TSR Units are forfeited; meanwhile, achievement of a TSR ranking at or above the 80<sup>th</sup> percentile (the maximum level) results in 200% of each executive’s target number of TSR Units being earned. There is linear interpolation between the threshold, target and maximum earnout levels. Earned TSR units vest upon payment, subject to the one-year post-vest holding and the five-year deferral requirements.

| 2025 Vesting Schedule      |                   |                  |
|----------------------------|-------------------|------------------|
| Relative TSR vs. TSR Peers | Performance Level | TSR Units Earned |
| > 80P                      |                   | 200%             |
| 80P                        | Maximum           | 200%             |
| 55P                        | Target            | 100%             |
| 25P                        | Threshold         | 45%              |
| < 25P                      |                   | 0%               |

If our TSR is negative over the performance period, the number of TSR Units eligible to become vested is capped at 100% of target to recognize that our stockholders would not have realized a positive TSR, despite TSR that exceeded the majority of our peers.

Dividend Equivalents: Time-Based Units, FFO Units (granted in prior years) and TSR Units granted under our long-term equity award program entitle the executive to receive an additional credit of stock units having a value equal to the amount of the ordinary cash dividends paid on the shares of common stock underlying the award (i.e., dividend equivalents are reinvested in additional units). Any additional stock units credited as a dividend equivalent payment will not be paid unless they vest and are subject to the same vesting requirements as the stock unit awards to which they relate (including the applicable performance conditions).

Clawback: Time-Based Units, FFO Units (granted in prior years) and TSR Units granted under our long-term equity award program are each subject to the terms of our clawback policy described below.

Payouts of Previously Granted Performance-Based Awards. The performance period applicable to certain previously granted awards of TSR Units and FFO Units ended on December 31, 2025.

*2023-2025 TSR Units.* For the 2023-2025 TSR Unit performance period, we achieved a total stockholder return ranking equal to the 92<sup>nd</sup> percentile compared to the TSR Unit peer group. This exceeded the maximum performance level and funded the awards at the maximum of 200% of target.

*2023-2025 FFO Units.* For the 2023-2025 FFO Unit performance period, the adjusted normalized FFO per share goal was set at \$1.5446 per share for the 2025 calendar year. We achieved adjusted normalized FFO per share of approximately \$1.5325 per share. This was a little below the target performance amount for the 2023-2025 FFO Unit awards that were granted in 2022, and thus the FFO Units were earned and paid at 90.8% of target. Adjusted normalized FFO per share is defined for these purposes substantially the same as described above in the discussion of our annual bonus plan.

The grant-date fair value of the Time-Based Units and TSR Units granted to the Named Executive Officers in 2025 as determined under the accounting principles used in our financial reporting are reported in the “Summary Compensation Table—2023—2025” and the “Grants of Plan-Based Awards—2025” tables below.

## Severance Benefits

We believe that severance protections, particularly in the context of the uncertainty surrounding any potential change in control transaction, play a valuable role in attracting and retaining quality executive officers. We provide severance protections to each of the Named Executive Officers under their employment agreements. Ms. Nevo-Hacohen is no longer entitled to receive any severance benefits following her retirement effective December 31, 2025.

As described in more detail below under the heading “Potential Payments Upon Termination or Change in Control,” each of the Named Executive Officers, other than Ms. Nevo-Hacohen, would be entitled to severance benefits in the event of a termination of employment by us without “good cause” or by the executive for “good reason” (as those terms are defined in each executive’s employment agreement). The severance benefits for Mr. Matros are based on a 2.25x multiple, while the severance benefits for Mr. Costa are based on a 1.5x multiple. We do not believe that the Named Executive Officers should be entitled to receive their cash severance benefits merely because a change in control transaction occurs, and a change in control does not, in and of itself, entitle any Named Executive Officer to receive severance benefits (i.e., these severance benefits are “double-trigger” benefits). The amount of severance benefits for Mr. Costa will increase and be based on a 2x multiple in connection with a qualifying termination in connection with or following a change in control. The severance benefit multiple for Mr. Matros will not increase for a qualifying termination in connection with or following a change in control.

No Named Executive Officer is entitled to receive a “gross-up” or similar payment for any excise taxes that may become payable in connection with a change in control pursuant to Sections 280G and 4999 of the Internal Revenue Code of 1986, as amended (the “Code”), and, depending on what results in the best after-tax benefit for the executive, benefits may be “cut back” instead in such circumstances.

The terms of Time-Based Units, FFO Units (granted in prior years) and TSR Units each provide for accelerated vesting in connection with certain terminations of the Named Executive Officers’ employment with us, including a

termination due to death, disability or a termination by us without good cause or by the executive for good reason but in general only if such termination occurs in connection with or following a change in control. Please see the “Potential Payments Upon Termination or Change in Control” section below for a discussion of the termination of employment-based vesting provisions of these equity awards.

### **Talya Nevo-Hacohen Retirement and Consulting Agreement**

As previously announced, Ms. Nevo-Hacohen retired from full-time employment with the Company effective December 31, 2025. Darrin Smith, our former Executive Vice President—Investments, assumed her position effective January 1, 2026. Ms. Nevo-Hacohen remains in a consulting role pursuant to a consulting agreement that was entered into with Ms. Nevo-Hacohen in March of 2025. Ms. Nevo-Hacohen, who was the only Chief Investment Officer in the Company’s history, will provide consulting services until December 31, 2027 to assist with the succession transition. Ms. Nevo-Hacohen’s consulting agreement is described in further detail below in “Potential Payments Upon Termination or Change in Control.”

### **Stock Ownership Policy Applicable to Executive Officers**

We believe that in order to align the interests of our executive officers with those of our stockholders, executive officers should have direct ownership of shares of our common stock. Accordingly, our Board of Directors has adopted a Stock Ownership Policy. Our Stock Ownership Policy requires our Chief Executive Officer to own shares of our common stock having a value equal to at least ten times his annual base salary and each of our other executive officers to own shares of our common stock having a value equal to at least five times the executive’s annual base salary. Shares subject to stock options and unvested stock unit awards are not considered owned by the executive for purposes of the policy. The executive officers are required to be in compliance with the required ownership level within four years from the date such person is first appointed as an executive officer and are required to retain 50% of the net after-tax shares received in respect of equity awards until they are in compliance. Each of the Named Executive Officers is currently in compliance with the required ownership levels.

### **Clawback Policy**

Our compensation recoupment policy applies to incentive compensation paid to our executive officers, including our Named Executive Officers. The policy provides that if we are required to prepare an accounting restatement due to our material non-compliance with any financial reporting requirement, our Compensation Committee shall require the Named Executive Officers to forfeit all or part of any applicable incentive compensation received by the Named Executive Officers during the covered period. For purposes of this policy, incentive compensation means any compensation that is earned, granted, or vested based wholly or in part upon the attainment of a financial reporting measure. Our compensation recoupment policy complies with the requirements of the SEC and Nasdaq clawback rules.

### **Policy with Respect to Section 162(m)**

Section 162(m) of the Code generally prohibits a publicly-held company from deducting compensation paid to a current or former Named Executive Officer that exceeds \$1.0 million during the tax year.

As one of the factors in its consideration of compensation matters, the Compensation Committee notes this deductibility limitation. However, the Compensation Committee has the flexibility to take any compensation-related actions that it determines are in the best interests of Sabra and our stockholders, including awarding compensation that may not be deductible for tax purposes. Because we are taxed as a REIT, Section 162(m) considerations are not as significant for us as for other publicly-traded companies that are not taxed as REITs. There can be no assurance that any compensation will in fact be deductible as a result of the limitations under Section 162(m).

## Compensation Committee Report

The Compensation Committee of the Board of Directors of Sabra Health Care REIT, Inc., a Maryland corporation (“Sabra”), has reviewed and discussed with management the disclosures contained in the Compensation Discussion and Analysis section of this Proxy Statement. Based upon this review and discussion, the Compensation Committee recommended to the Board of Directors that the Compensation Discussion and Analysis section be included in this Proxy Statement.

Compensation Committee of the Board of Directors

Jeffrey A. Malehorn (Chair)  
 Craig A. Barbarosh  
 Katie Cusack  
 Lynne S. Katzmann  
 Ann Kono

*The foregoing report of the Compensation Committee does not constitute soliciting material and shall not be deemed filed, incorporated by reference into or a part of any other filing by Sabra (including any future filings) under the Securities Act of 1933, as amended (the “Securities Act”), or the Exchange Act, except to the extent Sabra specifically incorporates such report by reference therein.*

## Compensation Committee Interlocks and Insider Participation

Messrs. Malehorn and Barbarosh and Meses. Cusack, Katzmann and Kono each served as members of the Compensation Committee during 2025. No member of the Compensation Committee during 2025 is a past or present officer or employee of Sabra or had any relationship with us requiring disclosure under SEC rules requiring disclosure of certain transactions with related persons. In addition, none of our executive officers served as a director or a member of a compensation committee (or other committee serving an equivalent function) of any other entity, the executive officer of which served as a director or member of the Compensation Committee during 2025.

## Summary Compensation Table—2023—2025

The following table provides information on the compensation of the Named Executive Officers for 2025, 2024, and 2023. Because only three individuals served as our executive officers during 2025, we have only our three Named Executive Officers for 2025.

| Name and Principal Position  | Year | Salary (\$) | Bonus (\$) | Stock Awards (\$)(1) | Option Awards (\$) | Non-Equity Incentive Plan Compensation (\$) | All Other Compensation (\$)(2) | Total (\$) |
|--|------|-------------|------------|----------------------|--------------------|---|--------------------------------|------------|
| <b>Richard K. Matros</b><br>Chief Executive Officer,<br>President & Chair of the Board                   | 2025 | 1,000,000   | —          | 5,026,721            | —                  | 2,526,000                                   | —                              | 8,552,721  |
|  | 2024 | 925,000     | —          | 4,781,297            | —                  | 2,775,000                                   | —                              | 8,481,297  |
|  | 2023 | 925,000     | —          | 4,519,499            | —                  | 2,775,000                                   | —                              | 8,219,499  |
| <b>Michael L. Costa</b><br>Chief Financial Officer,<br>Executive Vice President &<br>Treasurer           | 2025 | 645,000     | —          | 2,010,696            | —                  | 1,086,180                                   | 14,000                         | 3,755,876  |
|  | 2024 | 585,000     | —          | 1,711,203            | —                  | 1,170,000                                   | 13,800                         | 3,480,003  |
|  | 2023 | 510,000     | —          | 1,406,076            | —                  | 1,020,000                                   | 13,200                         | 2,949,276  |
| <b>Talya Nevo-Hacohen</b><br>Former Chief Investment<br>Officer, Treasurer & Executive<br>Vice President | 2025 | 715,000     | —          | —                    | —                  | 1,204,060                                   | 14,000                         | 1,933,060  |
|  | 2024 | 675,000     | —          | 1,711,203            | —                  | 1,350,000                                   | 13,800                         | 3,750,003  |
|  | 2023 | 650,000     | —          | 1,606,937            | —                  | 1,300,000                                   | 13,200                         | 3,570,137  |

(1) *Annual Equity Awards.* The amounts reported for 2025 include the aggregate grant date fair value of the Time-Based Units and the TSR Units granted to the Named Executive Officers during 2025.

The aggregate grant date fair value of these awards was computed in accordance with FASB ASC Topic 718, and excludes the effects of estimated forfeitures. The reported award values have been determined using the assumptions described in Note 13 to the Consolidated Financial Statements included in Sabra's 2025 Annual Report.

Please see "—Compensation Discussion and Analysis—Material Elements of Compensation" above for a discussion of the components of our 2025 equity awards and how these awards were determined.


- (2) Amount reported for 2025 is from 401(k) plan matching contributions.

## Description of Employment Agreements—Salary and Incentive Bonus Payments

At the end of 2019, we entered into a new employment agreement with Mr. Matros, and in January 2022 we entered into a new employment agreement with Mr. Costa. Each executive's agreement has an initial three-year term. The initial term is extended for a new three-year term on each anniversary of the effective date, unless either party provides 60 days' notice prior to the applicable anniversary of the effective date, in which case the agreement will terminate on the anniversary of the effective date occurring in the second year following the year in which such notice was provided. Each agreement is also subject to earlier termination in connection with an executive's termination of employment.

Each executive's employment agreement provides for an initial annual base salary to the executive that is subject to annual merit increases. Each executive's agreement entitles the executive to an annual incentive bonus pursuant to the terms of our executive bonus plan, which for 2025 was our 2025 bonus program described above in "—Compensation Discussion and Analysis—Material Elements of Compensation—2025 Annual Incentive Compensation." Each executive's agreement also provides that the executive is entitled to participate in our usual benefit programs for our senior executives, to accrue paid time off in accordance with our policy for senior executives and to be reimbursed for the executive's business expenses.

As described in "Compensation Discussion and Analysis—Talya Nevo-Hacohen Retirement and Consulting Agreement" above, Ms. Nevo-Hacohen retired effective December 31, 2025 and currently remains in a consulting role for Sabra.



## Grants of Plan-Based Awards—2025

The following table sets forth certain information concerning the cash bonus opportunities, Time-Based Units and TSR Units that were granted to the Named Executive Officers during 2025. All of these awards were granted under our 2009 Performance Incentive Plan.

| Name                      | Grant Date | Estimated Future Payouts Under Non-Equity Incentive Plan Awards |             |              | Estimated Future Payouts Under Equity Incentive Plan Awards |            |             | All Other Stock Awards; Number of Shares of Stock or Units (#) | Grant Date Fair Value of Stock and Option Awards (\$)(1) |
|---------------------------|------------|---|-------------|--------------|---|------------|-------------|--|--|
|                           |            | Threshold (\$)  | Target (\$) | Maximum (\$) | Threshold (#)   | Target (#) | Maximum (#) |  |  |
| <b>Richard K. Matros</b>  |            |   |             |              |   |            |             |  |  |
| Cash Bonus                | 6/12/25    | —   | 1,500,000   | 3,000,000    | —   | —          | —           | —  | —  |
| Time-Based Units          | 12/31/25   | —   | —           | —            | —   | —          | —           | 99,577   | 1,749,568  |
| TSR Units                 | 12/31/25   | —   | —           | —            | 67,247  | 149,437    | 298,874     | —  | 3,277,153  |
| <b>Michael L. Costa</b>   |            |   |             |              |   |            |             |  |  |
| Cash Bonus                | 6/12/25    | —   | 645,000     | 1,290,000    | —   | —          | —           | —  | —  |
| Time-Based Units          | 12/31/25   | —   | —           | —            | —   | —          | —           | 39,831   | 699,831  |
| TSR Units                 | 12/31/25   | —   | —           | —            | 26,899  | 59,775     | 119,550     | —  | 1,310,866  |
| <b>Talya Nevo-Hacohen</b> |            |   |             |              |   |            |             |  |  |
| Cash Bonus                | 6/12/25    | —   | 715,000     | 1,430,000    | —   | —          | —           | —  | —  |

- (1) For all equity awards reported above, amounts reported reflect the aggregate grant date fair value of these awards computed in accordance with FASB ASC Topic 718 based on the assumptions and methodologies referenced in footnote (1) of the “Summary Compensation Table—2023—2025.” The amounts reported for these awards do not reflect whether the Named Executive Officer has actually realized or will realize a financial benefit from the awards (such as by vesting in an award).

## Description of Annual Compensation Opportunity

### Description of Incentive Bonus Opportunity

During 2025, we granted each Named Executive Officer an annual incentive bonus opportunity. Our annual incentive bonus plan is described in more detail above in “—Compensation Discussion and Analysis—Material Elements of Compensation—2025 Annual Incentive Compensation Opportunity.”

### Description of Equity Awards

During 2025, we granted each Named Executive Officer other than Ms. Nevo-Hacohen annual equity awards in the form of Time-Based Units and TSR Units. Time-Based Units and TSR Units represent the contractual right to receive one share of common stock. All of these awards were granted under, and are subject to the terms of, our 2009 Performance Incentive Plan. Certain of the terms of these awards are briefly described above in “—Compensation Discussion and Analysis—Material Elements of Compensation—Long-Term Incentives.”

## Outstanding Equity Awards at End of 2025

The following table presents information regarding the outstanding equity awards held by each of our Named Executive Officers as of December 31, 2025, including the vesting dates for the portions of these awards that had not vested as of that date. As described under “—Compensation Discussion and Analysis” above, these awards are also generally subject to a mandatory five-year deferral and one-year post-vesting holding period. For outstanding stock units that are entitled to receive dividend equivalents that are reinvested in an additional number of units that are subject to the same vesting requirements (including the applicable performance conditions) as the underlying units, the amounts reported include the additional units credited in respect of dividend equivalents as of December 31, 2025.

| Name               | Number of Shares or Units of Stock That Have Not Vested (#) |     | Market Value of Shares or Units of Stock That Have Not Vested (\$)(1) | Equity Incentive Plan Awards: Number of Unearned Shares, Units or Other Rights That Have Not Vested (#) |      | Equity Incentive Plan Awards: Market or Payout Value of Unearned Shares, Units or Other Rights That Have Not Vested (\$)(1) |
|--------------------|---|-----|---|---|------|---|
| Richard K. Matros  | 41,041  | (2) | 777,317   | 25,446  | (6)  | 481,947   |
|                    | 67,481  | (3) | 1,278,090   | 296,158   | (7)  | 5,609,233   |
|                    | 83,876  | (4) | 1,588,611   | 21,088  | (8)  | 399,407   |
|                    | 99,577  | (5) | 1,885,988   | 233,892   | (9)  | 4,429,914   |
|                    |   |     |   | 298,874   | (10) | 5,660,674   |
| <b>Totals</b>      | <b>291,975</b>  |     | <b>5,530,006</b>  | <b>875,458</b>  |      | <b>16,581,175</b>   |
| Michael L. Costa   | 11,016  | (2) | 208,643   | 7,916   | (6)  | 149,929   |
|                    | 20,995  | (3) | 397,645   | 92,138  | (7)  | 1,745,094   |
|                    | 30,021  | (4) | 568,598   | 7,547   | (8)  | 142,940   |
|                    | 39,831  | (5) | 754,399   | 83,708  | (9)  | 1,585,430   |
|                    |   |     |   | 119,550   | (10) | 2,264,277   |
| <b>Totals</b>      | <b>101,863</b>  |     | <b>1,929,285</b>  | <b>310,859</b>  |      | <b>5,887,670</b>  |
| Talya Nevo-Hacohen | 14,020  | (2) | 265,539   | 9,047   | (6)  | 171,350   |
|                    | 23,994  | (3) | 454,446   | 105,300   | (7)  | 1,994,382   |
|                    | 30,021  | (4) | 568,598   | 7,547   | (8)  | 142,940   |
|                    | —   |     | —   | 83,708  | (9)  | 1,585,430   |
|                    |   |     |   | —   |      | —   |
| <b>Totals</b>      | <b>68,035</b>   |     | <b>1,288,583</b>  | <b>205,602</b>  |      | <b>3,894,102</b>  |

- (1) The dollar amounts shown are determined by multiplying the number of shares or units reported by the closing price of our common stock of \$18.94 on December 31, 2025, which was the last trading day in 2025.
- (2) Represents Time-Based Units that are scheduled to vest on December 31, 2026.
- (3) Represents Time-Based Units that are scheduled to vest in substantially equal installments on December 31, 2026 and December 31, 2027.
- (4) Represents Time-Based Units that are scheduled to vest in substantially equal installments on December 31, 2026, December 31, 2027 and December 31, 2028.
- (5) Represents Time-Based Units that are scheduled to vest in substantially equal installments on December 31, 2026, December 31, 2027, December 31, 2028 and December 31, 2029.
- (6) Represents FFO Units that, subject to the satisfaction of the applicable performance vesting requirements, are scheduled to vest on December 31, 2026. Amount shown is the threshold vesting level.
- (7) Represents TSR Units that, subject to the satisfaction of the applicable performance vesting requirements, are scheduled to vest on December 31, 2026. Amount shown is the maximum vesting level.

- (8) Represents FFO Units that, subject to the satisfaction of the applicable performance vesting requirements, are scheduled to vest on December 31, 2027. Amount shown is the threshold vesting level.
- (9) Represents TSR Units that, subject to the satisfaction of the applicable performance vesting requirements, are scheduled to vest on December 31, 2027. Amount shown is the maximum vesting level.
- (10) Represents TSR Units that, subject to the satisfaction of the applicable performance vesting requirements, are scheduled to vest on December 31, 2028. Amount shown is the maximum vesting level.

## Stock Vested—2025

The following table provides information concerning shares of our common stock acquired by the Named Executive Officers upon the vesting of stock awards during the 2025 calendar year.

| Name               | Number of Shares Acquired on Vesting (#) | Value Realized on Vesting (\$)(1)(2) |
|--------------------|--|--------------------------------------|
| Richard K. Matros  | 598,773                                  | 11,312,921                           |
| Michael L. Costa   | 160,936                                  | 3,041,563                            |
| Talya Nevo-Hacohen | 203,264                                  | 3,840,851                            |

- (1) The dollar amounts are determined by multiplying the number of shares subject to the stock award that vested by the per-share closing price of our common stock on the vesting date.
- (2) Includes the following amounts relating to stock awards that vested but the payment of which was deferred pursuant to the mandatory five-year deferral feature on the Named Executive Officers' long-term equity awards described under "—Compensation Discussion and Analysis" above: Mr. Matros, \$ 6,722,668; Mr. Costa, \$1,880,117; and Ms. Nevo-Hacohen, \$2,313,743.

## Nonqualified Deferred Compensation Table—2025

The following table provides information concerning stock units granted to the Named Executive Officers that are vested but have not yet converted to shares of common stock in accordance with the terms of the award. The stock units included in the following table remain subject to the mandatory five-year deferral, as described under "—Compensation Discussion and Analysis" above.

| Name               |             | Executive Contributions in Last FY (\$)(1) | Registrant Contributions in Last FY (\$) | Aggregate Earnings in Last FY (\$)(2) | Aggregate Withdrawals/ Distributions (\$)(3) | Aggregate Balance at Last FYE (\$)(4) |
|--------------------|-------------|--|--|---------------------------------------|--|---------------------------------------|
| Richard K. Matros  | Stock Units | 9,607,855                                  | —  | 310,617                               | (5,045,650)                                  | 19,244,688                            |
| Michael L. Costa   | Stock Units | 2,652,528                                  | —  | 87,174                                | (720,783)                                    | 4,552,532                             |
| Talya Nevo-Hacohen | Stock Units | 3,298,414                                  | —  | 107,301                               | (1,585,760)                                  | 6,732,225                             |

- (1) Stock unit contributions represent the portion of the stock units granted to the Named Executive Officers that vested in 2025 but remained subject to the mandatory five-year deferral. The amounts included in this column have previously been reported in the Summary Compensation Table.
- (2) Represents (i) the amount of the dividend equivalents in the form of additional stock units credited in 2025 with respect to the award (which are paid to the award holder at the time that the underlying award converts to shares, subject to the same cancellation provisions as the underlying award) and (ii) the change in the closing price of our common stock on December 31, 2025, the last trading day of 2025, compared to December 31, 2024, the last trading day of 2024. The amounts included in this column have not previously been reported in the Summary Compensation Table because the earnings are not preferential.
- (3) Stock unit withdrawals/distributions represent the portion of the stock units granted to the Named Executive Officers that had vested and were distributed to the Named Executive Officers upon satisfaction of the mandatory five-year deferral.
- (4) Represents the number of vested stock units held by the Named Executive Officer on December 31, 2025 multiplied by the closing price of our common stock on that date, the last trading day of 2025.

## Potential Payments Upon Termination or Change in Control

The following section describes the benefits that may become payable to the Named Executive Officers in connection with a termination of their employment with us and/or a change in control of Sabra.

The benefits described in this section are generally provided under the Named Executive Officers' employment agreements or under the terms governing outstanding equity-based awards. For each Named Executive Officer, payment of the severance benefits provided for under his employment agreement is conditioned upon the executive's execution and delivery of (and not revoking) a general release in favor of us. All benefits described below would be provided by us. Please see "—Compensation Discussion and Analysis" above for a discussion of how the level of these benefits was determined. References to "Named Executive Officers" in this section do not include Ms. Nevo-Hacohen, who retired effective December 31, 2025 and currently remains in a consulting role for Sabra.

*Severance Benefits—Employment Agreements.* In the event that a Named Executive Officer's employment is terminated by us without "good cause" or by the executive for "good reason" (as those terms are defined in each executive's employment agreement), each executive will be entitled to receive the following benefits under his employment agreement:

- a lump sum cash severance payment equal to his annual base salary then in effect plus his average bonus actually earned (which includes the value of the bonus elected to be received as an equity award under our annual incentive bonus program ("Bonus Units") on the vesting date) for the prior three calendar years multiplied by a severance multiplier (equal to 2.25 for Mr. Matros and 1.5 for Mr. Costa);
- any accrued and unpaid bonus for any prior fiscal year;
- a prorated bonus payment for the year in which the termination occurs based on actual performance, with any bonus earned becoming payable within seventy-four days after the completion of the year in which the executive's termination occurs; and
- continued coverage for the executive and his family members under our health plans or, at the executive's option, a monthly cash payment equal to the applicable COBRA premium for such continued coverage, for up to 24 months for Mr. Matros and up to 18 months for Mr. Costa.

Under the employment agreements, if a Named Executive Officer's employment is terminated by us without good cause or by the executive for good reason on or within two years following a change in control of Sabra (including a termination by us without good cause that occurs up to six months prior to a change in control at the request of the party seeking to effect the change in control), each executive will be entitled to receive the following benefits under his employment agreement in lieu of the benefits described above:

- a lump sum cash severance payment equal to his annual base salary plus his average bonus actually earned (which includes the value of Bonus Units on the vesting date) for the prior three calendar years multiplied by a severance multiplier (equal to 2.25 for Mr. Matros and 2.0 for Mr. Costa);
- any accrued and unpaid bonus for any prior fiscal year;
- a prorated target bonus payment for the year in which the termination occurs calculated assuming we achieve 100% of the applicable financial performance target(s), with any bonus earned becoming payable within seventy-four days after the completion of the year in which the executive's termination occurs; and
- continued coverage for the executive and his family members under our health plans or, at the executive's option, a monthly cash payment equal to the applicable COBRA premium for such continued coverage, for up to 24 months.

However, the benefits described above may be limited—if any payments under an executive's employment agreement or otherwise trigger the excise tax imposed by Section 4999 of the Code, payments to the executive will be reduced as provided in the agreement to a level that does not trigger the excise tax if the total after-tax benefit of such reduction exceeds the total after-tax benefit if such reduction is not made.

If a Named Executive Officer's employment terminates due to his death or disability, the executive will be paid any accrued and unpaid bonus for any prior fiscal year, and a prorated bonus payment for the year in which the termination occurs.

**Restrictive Covenants.** The employment agreements with the Named Executive Officers include each executive's agreement that he will not disclose any of our confidential information at any time during or after employment. In addition, each executive has agreed that, for a period of 18 months following a termination of employment for Mr. Matros and for a period of one year following a termination of employment for Mr. Costa, he will not solicit our employees or customers or materially interfere with any of our business relationships. Each agreement also includes mutual non-disparagement covenants by the Named Executive Officer and us. If a Named Executive Officer breaches any of these restrictive covenants, we may generally cease further payment of the executive's severance benefits and recover any severance benefits that were paid to the executive before the breach.

**Accelerated Vesting – Equity Awards.** Outstanding equity awards granted to the Named Executive Officers under our 2009 Performance Incentive Plan will be subject to accelerated vesting in connection with certain types of terminations of employment, as described below:

- **Time-Based Units.** If an executive's employment terminates due to death or disability, or as a result of a termination by us without good cause or by the executive for good reason within 30 days prior to or 18 months after a change in control of Sabra, any unvested Time-Based Units and other stock-units granted by Sabra that vest based on continued employment will become fully vested.
- **FFO Units.** If an executive's employment terminates due to death or disability, or as a result of a termination by us without good cause or by the executive for good reason within 30 days prior to or 18 months after a change in control of Sabra, the executive's target number of FFO Units will become fully vested.
- **TSR Units.** If an executive's employment terminates due to death or disability, the executive's target number of TSR Units will become fully vested. If an executive's employment terminates as a result of a termination by us without good cause or by the executive for good reason within 30 days prior to or 18 months after a change in control of Sabra, then any TSR Units earned based on actual performance will become fully vested.

The following table provides information concerning the potential termination or change in control payments that would be made to each Named Executive Officer under the circumstances described above. As prescribed by the SEC's disclosure rules, in calculating the amount of any potential payments to the Named Executive Officers, we have assumed that the applicable triggering event (i.e., termination of employment and/or change in control) occurred on December 31, 2025. In the following table, we use the term "involuntary termination" to refer to a termination by us without good cause or by the executive for good reason.

|  | Cash Severance (\$)(1) | Equity Acceleration Value (\$)(2)(3) | Health Benefits (\$) | Total (\$)(4) |
|--|------------------------|--------------------------------------|----------------------|---------------|
| <b>Richard K. Matros</b>                                     |                        |                                      |                      |               |
| Death or Disability  | —                      | 20,851,766                           | —                    | 20,851,766    |
| Involuntary Termination                                      | 8,307,000              | —                                    | 90,735               | 8,397,735     |
| Involuntary Termination in Connection with Change in Control | 8,307,000              | 20,851,766                           | 90,735               | 29,249,501    |
| <b>Michael L. Costa</b>                                      |                        |                                      |                      |               |
| Death or Disability  | —                      | 6,902,304                            | —                    | 6,902,304     |
| Involuntary Termination                                      | 2,605,590              | —                                    | 47,619               | 2,653,209     |
| Involuntary Termination in Connection with Change in Control | 3,474,120              | 6,902,304                            | 63,492               | 10,439,916    |

- (1) None of the Named Executive Officers would have been entitled to an additional pro-rated bonus payment from us for a termination of employment occurring at the end of the 2025 calendar year, so the pro-rated bonus-based severance provisions contained in each executive's employment agreement would not result in any additional severance amounts for a termination occurring at year end.
- (2) Based upon the closing price of our common stock (\$18.94) on December 31, 2025, which was the last trading day in 2025.
- (3) For TSR Units, we have assumed that the target number of units would become vested in connection with a change in control, although the actual number of TSR Units that would become vested in connection with a change in control is based on actual performance and could be higher or lower than the target number of units.
- (4) We have assumed that no Named Executive Officer's severance benefits would be "cut back" under his employment agreement in order to obtain the greatest after-tax benefit after giving effect to the excise tax imposed under Section 4999 of the Code. The actual severance benefits payable to the Named Executive Officers may be less than the amounts reported above as a result of the application of this "cut-back."

*Talya Nevo-Hacohen Consulting Agreement.* In connection with Ms. Nevo-Hacohen's retirement, we entered into a consulting agreement with Ms. Nevo-Hacohen effective as of January 1, 2026. Ms. Nevo-Hacohen will provide consulting services to us as an independent contractor for two years following her retirement. The consulting services consist of such services as are reasonably requested by us through our Board of Directors or Chief Executive Officer in connection with transitioning Mr. Smith into the position of Chief Investment Officer.

Ms. Nevo-Hacohen's consulting agreement provides for an annual consulting fee of \$900,000, reimbursements for expenses incurred in performing services under the consulting agreement, and monthly cash payments equal to 102% of the cost of Ms. Nevo-Hacohen's premiums as of immediately prior to her retirement to continue medical benefits coverage on the same basis as if she remained eligible to participate in our medical plans. In addition, the unvested portion of the time-based and performance-based equity awards granted to Ms. Nevo-Hacohen during her employment will continue to vest during the term of the consulting agreement in accordance with the terms of the awards.

In the event of a change in control of Sabra during Ms. Nevo-Hacohen's consulting term, she will be entitled to receive full acceleration of all outstanding equity awards. If a change in control had occurred on December 31, 2025, the value of Ms. Nevo-Hacohen's equity acceleration would be \$5,670,333 (based upon the closing price of our common stock (\$18.94) on that date, which was the last trading day in 2025).

As a condition to entering into the consulting agreement and receiving compensation thereunder, Ms. Nevo-Hacohen provided us with (and did not revoke) a valid, executed general release agreement in favor of Sabra and renewed such release in the same form when the consulting agreement became effective. In addition, Ms. Nevo-Hacohen has agreed that she will not disclose any of our confidential information at any time during or after the term of the consulting agreement. The consulting agreement will terminate in accordance with its terms on December 31, 2027.

## Pay Ratio Disclosure

Pursuant to the Exchange Act, we are required to disclose in this Proxy Statement the ratio of the annual total compensation of our Chief Executive Officer to the median of the annual total compensation of all of our employees (excluding our Chief Executive Officer). Based on SEC rules for this disclosure and applying the methodology described below, we have determined that our Chief Executive Officer's total compensation for 2025 was \$8,552,721, and the median of the total 2025 compensation of all of our employees (excluding our Chief Executive Officer) was \$251,948. Accordingly, we estimate the ratio of our Chief Executive Officer's total compensation for 2025 to the median of the total 2025 compensation of all of our employees (excluding our Chief Executive Officer) to be 33.9 to 1.

We identified the median employee by taking into account the total gross wages as reported on Form W-2 paid in 2025 to all individuals, excluding our Chief Executive Officer, who were employed by us on December 31, 2025. We included all employees, whether employed on a full-time, part-time, or seasonal basis. We did not make any assumptions, adjustments or estimates with respect to their total gross wages for 2025, although we did annualize the compensation for any permanent employees who were not employed by us for all of 2025. We believe total gross wages for all employees is an appropriate measure.

Once the median employee was identified as described above, that employee’s annual total compensation for 2025 was determined using the same rules that apply to reporting the compensation of our Named Executive Officers (including our Chief Executive Officer) in the “Total” column of the “Summary Compensation Table—2023—2025” above. The total compensation amounts included in the first paragraph of this pay ratio disclosure were determined based on that methodology.

We believe that the pay ratio disclosure presented above is a reasonable estimate. Because the SEC rules for identifying the median employee and calculating the pay ratio allow companies to use different methodologies, exemptions, estimates and assumptions, the pay ratio disclosure may not be comparable to the pay ratio reported by other REITs or other public companies.

## Pay Versus Performance

| Year | Summary Compensation Table Total for PEO \$(1) | Compensation Actually Paid to PEO \$(2) | Average Summary Compensation Table Total for non-PEO NEOs \$(3) | Average Compensation Actually Paid to non-PEO NEOs \$(2) | Value of Initial Fixed \$100 Investment Based on: |   | Net Income (\$M)(6) | Adjusted Normalized FFO Per Share \$(7)(8) |
|------|--|---|---|--|---|---|---------------------|--|
|      |  |   |   |  | SBRA Total Shareholder Return \$(4)               | NAREIT Health Care Total Shareholder Return \$(5) |                     |  |
| 2025 | 8,552,721                                      | 12,697,748                              | 2,844,468   | 4,214,498  | 162.90  | 164.51  | 155.51              | 1.53                                       |
| 2024 | 8,481,297                                      | 14,344,647                              | 3,615,003   | 5,444,544  | 139.34  | 128.07  | 126.71              | 1.48                                       |
| 2023 | 8,219,499                                      | 12,212,422                              | 3,259,707   | 4,361,230  | 106.24  | 103.13  | 13.76               | 1.38                                       |
| 2022 | 6,652,517                                      | 7,288,778                               | 2,414,421   | 2,550,429  | 84.20   | 90.52   | (77.61)             | 1.54                                       |
| 2021 | 6,091,584                                      | 1,132,584                               | 1,741,895   | 447,643  | 83.82   | 116.32  | (113.26)            | 1.62                                       |

- (1) Reflects compensation amounts reported in the Summary Compensation Table for our Chair and Chief Executive Officer, Richard K. Matros, for the respective years shown.
- (2) The dollar amounts reported represent the amount of “compensation actually paid” to our Chair and Chief Executive Officer and the average of non-Chief Executive Officer Named Executive Officers, as computed in accordance with Item 402(v) of Regulation S-K. The dollar amounts do not reflect the actual amount of compensation earned by or paid during the applicable year. In accordance with the requirements of Item 402(v) of Regulation S-K, the following adjustments were made to total compensation for each year to determine the compensation actually paid:

| Adjustments   | 2021               |                           | 2022             |                           | 2023              |                           | 2024              |                           | 2025              |                           |
|---|--------------------|---------------------------|------------------|---------------------------|-------------------|---------------------------|-------------------|---------------------------|-------------------|---------------------------|
|   | PEO (\$)           | Average Non-PEO NEOs (\$) | PEO (\$)         | Average Non-PEO NEOs (\$) | PEO (\$)          | Average Non-PEO NEOs (\$) | PEO (\$)          | Average Non-PEO NEOs (\$) | PEO (\$)          | Average Non-PEO NEOs (\$) |
| Reported Summary Compensation Table Total   | 6,091,584          | 1,741,895                 | 6,652,517        | 2,414,421                 | 8,219,499         | 3,259,707                 | 8,481,297         | 3,615,003                 | 8,552,721         | 2,844,468                 |
| Deduction for Amounts Reported under the "Stock Awards" and "Option Awards" Columns in the Summary Compensation Table for Applicable FY   | (4,047,334)        | (977,678)                 | (4,129,117)      | (1,352,381)               | (4,519,499)       | (1,506,507)               | (4,781,297)       | (1,711,203)               | (5,026,721)       | (1,005,348)               |
| Increase based on ASC 718 Fair Value of Awards Granted during Applicable FY that Remain Unvested as of Applicable FY End, determined as of Applicable FY End  | 3,790,585          | 681,645                   | 4,071,408        | 1,241,284                 | 4,467,554         | 1,489,191                 | 4,819,753         | 1,724,966                 | 5,029,802         | 1,005,965                 |
| Increase based on ASC 718 Fair Value of Awards Granted during Applicable FY that Vested during Applicable FY, determined as of Vesting Date   | -                  | 193,896                   | -                | 74,929                    | -                 | -                         | -                 | -                         | -                 | -                         |
| Increase/deduction for Awards Granted during Prior FY that were Outstanding and Unvested as of Applicable FY End, determined based on change in ASC 718 Fair Value from Prior FY End to Applicable FY End | (2,169,499)        | (533,341)                 | 629,203          | 159,830                   | 3,237,237         | 923,533                   | 4,971,111         | 1,576,975                 | 2,710,311         | 930,154                   |
| Increase/deduction for Awards Granted during Prior FY that Vested During Applicable FY, determined based on change in ASC 718 Fair Value from Prior FY End to Vesting Date                                | (2,532,752)        | (658,774)                 | 64,767           | 12,346                    | 807,631           | 195,306                   | 853,783           | 238,803                   | 1,431,635         | 439,259                   |
| Deduction of ASC 718 Fair Value of Awards Granted during Prior FY that were Forfeited during Applicable FY, determined as of Prior FY End   | -                  | -                         | -                | -                         | -                 | -                         | -                 | -                         | -                 | -                         |
| Increase based on Dividends or Other Earnings Paid during Applicable FY prior to Vesting Date   | -                  | -                         | -                | -                         | -                 | -                         | -                 | -                         | -                 | -                         |
| Increase based on Incremental Fair Value of Options/SARs Modified during Applicable FY  | -                  | -                         | -                | -                         | -                 | -                         | -                 | -                         | -                 | -                         |
| <b>TOTAL ADJUSTMENTS</b>  | <b>(4,959,000)</b> | <b>(1,294,252)</b>        | <b>636,261</b>   | <b>136,008</b>            | <b>3,992,923</b>  | <b>1,101,523</b>          | <b>5,863,350</b>  | <b>1,829,541</b>          | <b>4,145,027</b>  | <b>1,370,030</b>          |
| <b>COMPENSATION ACTUALLY PAID</b>   | <b>1,132,584</b>   | <b>447,643</b>            | <b>7,288,778</b> | <b>2,550,429</b>          | <b>12,212,422</b> | <b>4,361,230</b>          | <b>14,344,647</b> | <b>5,444,544</b>          | <b>12,697,748</b> | <b>4,214,498</b>          |

(3) The following are our non-Chief Executive Officer Named Executive Officers for each of the years reflected in the table above:

2025: Talya Nevo-Hacohen and Michael L. Costa  
2024: Talya Nevo-Hacohen and Michael L. Costa  
2023: Talya Nevo-Hacohen and Michael L. Costa  
2022: Talya Nevo-Hacohen and Michael L. Costa  
2021: Talya Nevo-Hacohen, Michael L. Costa and Harold Andrews

(4) Cumulative total shareholder return is calculated by dividing the sum of the cumulative amount of dividends for the measurement period, assuming dividend reinvestment, and the difference between Sabra's share price at the end and the beginning of the measurement period by Sabra's share price at the beginning of the measurement period.

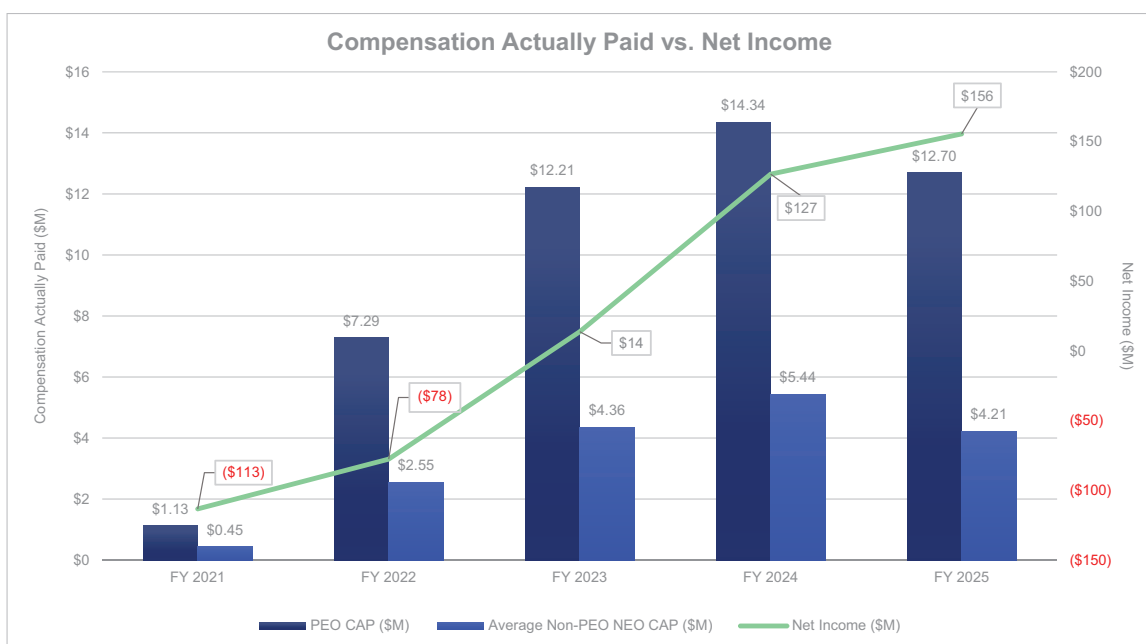
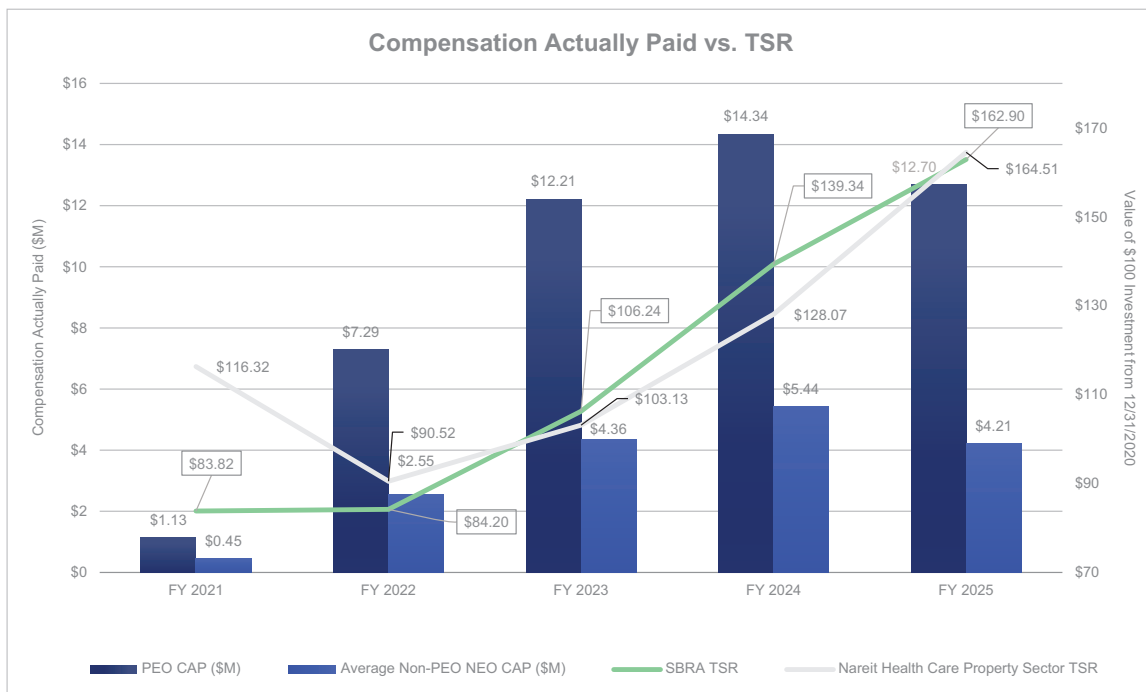
(5) Peer group used for this purpose is the following published industry index: Nareit Health Care Property Sector Total Return Index.

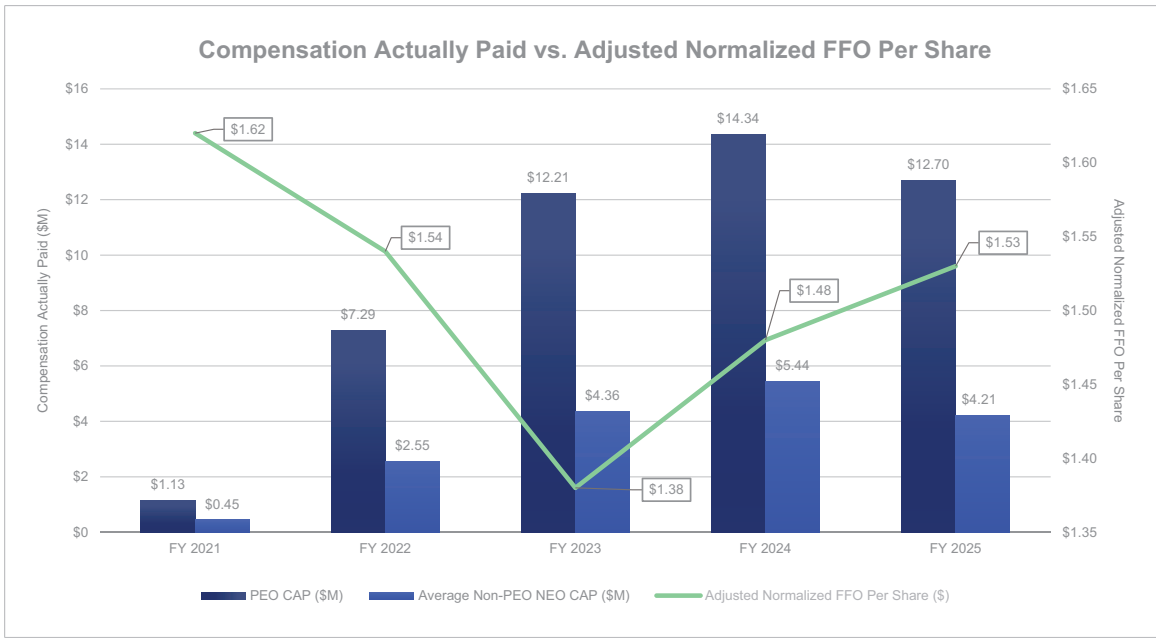
(6) The dollar amounts reported represent the amount of net income in millions reflected in the Company's audited financial statements for the applicable year.

- (7) Financial Performance Measures. Listed below are the financial performance measures which in our assessment represent the most important financial performance measures we use to link compensation actually paid to our Named Executive Officers, for 2025, to Sabra's performance:

Adjusted Normalized FFO Per Share  
Total Shareholder Return

- (8) Below are graphs showing the relationship of "compensation actually paid" to our Chief Executive Officer and other Named Executive Officers in 2021, 2022, 2023, 2024 and 2025 to (1) TSR of both Sabra and the Nareit Health Care Property Sector Total Return Index, (2) Sabra's net income and (3) Sabra's adjusted normalized FFO per share.






# EQUITY COMPENSATION PLAN INFORMATION

The following table sets forth, for Sabra's equity compensation plan, the number of shares of common stock subject to outstanding awards and the number of shares remaining available for future award grants as of December 31, 2025. Sabra's equity compensation plan is the 2009 Performance Incentive Plan.

| Plan category  | Number of securities to be issued upon exercise of outstanding options, warrants and rights (a) | Weighted-average exercise price of outstanding options, warrants and rights (b) | Number of securities remaining available for future issuance under equity compensation plans (excluding securities reflected in Columns (a)) (c) |
|--|---|---|--|
| Equity compensation plans approved by security holders     | 4,436,029 (1)(2)  | N/A   | 2,865,800 (3)  |
| Equity compensation plans not approved by security holders | —   | —   | —  |
| Totals   | 4,436,029   | N/A   | 2,865,800  |

- (1) All of these shares were subject to outstanding stock unit awards under the 2009 Performance Incentive Plan.
- (2) Reflects the maximum number of shares potentially issuable in connection with awards subject to performance-based vesting conditions.
- (3) Of the aggregate number of shares that remained available for future issuance, all were available under the 2009 Performance Incentive Plan and may be used for any type of award authorized under the 2009 Performance Incentive Plan, including stock options, stock units, restricted stock and stock bonuses.



## TRANSACTIONS WITH RELATED PERSONS

Our Board of Directors has adopted a written Related Person Transaction Policy. The purpose of this policy is to describe the procedures used to identify, review, approve and disclose, if necessary, any transaction, arrangement or relationship (or any series of similar transactions, arrangements or relationships) in which (x) Sabra was, is or will be a participant, (y) the aggregate amount involved exceeds \$120,000 and (z) a related person has or will have a direct or indirect interest. For purposes of this policy, a related person is (i) any person who is, or at any time since the beginning of Sabra's last fiscal year was, an executive officer, director or director nominee of Sabra, (ii) any person who is known to be the beneficial owner of more than 5% of Sabra's common stock, (iii) any immediate family member of any of the foregoing persons, or (iv) any firm, corporation or other entity in which any of the foregoing persons is employed or is a general partner or principal or in a similar position, or in which all the related persons, in the aggregate, have a 10% or greater beneficial interest.

Under this policy, Sabra's Audit Committee is responsible for reviewing and approving or ratifying each related person transaction or proposed transaction; provided, however, that if the transaction falls within one of certain specified pre-approved categories, it shall not require review by the Audit Committee and shall be deemed to have been pre-approved by the Audit Committee. In determining whether to approve or ratify a related person transaction, the Audit Committee is required to consider all relevant facts and circumstances of the related person transaction available to the Audit Committee and to approve only those related person transactions that are in, or not inconsistent with, the best interests of Sabra and its stockholders, as the Audit Committee determines in good faith. No member of the Audit Committee is permitted to participate in any consideration of a related person transaction with respect to which that member or any of his or her immediate family is a related person.

Except for entering into a consulting agreement with Ms. Nevo-Hacohen in March 2025 as described in “—Compensation Discussion and Analysis—Talya Nevo-Hacohen Retirement and Consulting Agreement” above, we have not participated in any transaction with a related person since the beginning of fiscal year 2025.

# AUDIT COMMITTEE REPORT

The Audit Committee (the “Audit Committee”) of the Board of Directors of Sabra Health Care REIT, Inc., a Maryland corporation (“Sabra”), is composed of Messrs. Barbarosh, Foster, and Malehorn and Meses. Cusack and Kono. All members of the Audit Committee are independent directors who satisfy the requirements of Section 10A(m)(3) of the Exchange Act and Rule 10A-3(b)(1)(i) thereunder and the Nasdaq rules. The Audit Committee held four meetings during 2025. The Audit Committee assists the Board in performing its oversight responsibilities for our financial reporting process, audit process and internal controls as more fully described in the written charter of the Audit Committee, a copy of which is available in the Investors—Governance section of our website at [www.sabrahealth.com](http://www.sabrahealth.com). Management has the primary responsibility for the financial statements and the reporting process, including the system of internal controls. PwC, our independent registered public accounting firm, is responsible for performing an independent audit of our consolidated financial statements and internal control over financial reporting in accordance with the auditing standards of the Public Company Accounting Oversight Board (United States) and to issue a report thereon.

In the performance of its oversight function, the Audit Committee reviewed and discussed our audited consolidated financial statements for the year ended December 31, 2025 with management and with PwC. In addition, the Audit Committee discussed with PwC the matters required to be discussed by the applicable requirements of the Public Company Accounting Oversight Board and the Securities and Exchange Commission (the “SEC”), which includes, among other items, matters related to the conduct of the audit of our financial statements. The Audit Committee has also received and reviewed the written disclosures and the letter from PwC required by the applicable requirements of the Public Company Accounting Oversight Board regarding PwC’s communications with the Audit Committee concerning independence and has discussed with PwC that firm’s independence and considered whether the non-audit services provided by PwC are compatible with maintaining its independence.

Based on the review and discussions with management and PwC described above, the Audit Committee recommended to the Board of Directors that the audited consolidated financial statements be included in our 2025 Annual Report filed with the SEC.

Audit Committee of the Board of Directors

Craig A. Barbarosh (Chair)  
Katie Cusack  
Michael J. Foster  
Ann Kono  
Jeffrey A. Malehorn

*The foregoing report of the Audit Committee does not constitute soliciting material and shall not be deemed filed, incorporated by reference into or a part of any other filing by Sabra (including any future filings) under the Securities Act or the Exchange Act, except to the extent Sabra specifically incorporates such report by reference therein.*

# AUDIT INFORMATION

## Fees Paid to Independent Registered Public Accounting Firm

The table below shows the aggregate fees for services rendered by PwC for the fiscal years ended December 31, 2025 and December 31, 2024. PwC has served as Sabra's independent registered public accounting firm since December 16, 2010.

| Description of Professional Service   | 2025         | 2024         |
|---|--------------|--------------|
| <i>Audit Fees</i> – professional services rendered for the audit of Sabra's consolidated financial statements and review of the interim condensed consolidated financial statements included in quarterly filings and services that are normally provided by PwC in connection with statutory and regulatory filings or engagements | \$ 1,534,890 | \$ 1,384,600 |
| <i>Audit-Related Fees</i> – assurance and related services that are reasonably related to the performance of the audit or review of Sabra's consolidated financial statements   | —            | —            |
| <i>Tax Fees</i> – professional services rendered for tax compliance, tax advice and tax planning  | —            | —            |
| <i>All Other Fees</i> – products and services other than those reported as "Audit Fees," "Audited-Related Fees" or "Tax Fees"   | —            | —            |
| <b>Total</b>  | \$ 1,534,890 | \$ 1,384,600 |

## Audit Committee Pre-Approval Policies and Procedures

Under its charter, the Audit Committee must pre-approve all audit and permitted non-audit services to be performed by our independent registered public accounting firm. Such pre-approval can be given as part of the Audit Committee's approval of the scope of the engagement of the independent registered public accounting firm or on an individual basis. The Audit Committee is authorized to delegate the pre-approval of permitted non-audit services to one or more of its members and, pursuant to this authority, the Audit Committee has authorized the Chair of the Audit Committee, Mr. Barbarosh, to pre-approve interim requests for non-audit services, provided that any decisions to pre-approve any non-audit services must be presented to the full Audit Committee at its next scheduled meeting. The Audit Committee pre-approved all of the non-audit services provided by PwC in 2025 and 2024.

# ELECTION OF DIRECTORS

## (Proposal No. 1)

### Nominees for Election

The Board of Directors currently consists of seven members. Upon the recommendation of the Corporate Responsibility and Governance Committee, the Board has nominated Craig A. Barbarosh, Katie Cusack, Michael J. Foster, Lynne S. Katzmann, Ann Kono, Jeffrey A. Malehorn and Richard K. Matros for election to the Board. All of our director nominees are currently directors of Sabra. Information about each of our director nominees, including biographical summaries of their experience and qualifications, can be found in this Proxy Statement under the caption “Board of Directors and Executive Officers—Directors of the Company.”

In recommending director nominees for selection by the Board, the Corporate Responsibility and Governance Committee considers a number of factors, which are described in more detail above under “Corporate Governance—Director Nomination Process.” In considering these factors, the Corporate Responsibility and Governance Committee and the Board consider the fit of each individual’s skills with those of other directors to build a board of directors that is effective, collegial and responsive to the needs of the Company.

Each of the nominees for election has consented to be named in this Proxy Statement and to serve as a director if elected. If any nominee becomes unable or unwilling for good cause to serve as a director for any reason (which is not anticipated), your proxy may be voted for such other person or persons as may be determined by the holders of such proxies or for the balance of the nominees, leaving a vacancy, unless our Board of Directors chooses to reduce the number of directors serving on the Board of Directors. Each of the directors who are elected will serve until the next annual meeting of stockholders and until his or her successor is duly elected and qualified.

### Majority Voting Standard

Our Bylaws provide for a majority voting standard for the election of directors. Under this majority voting standard, once a quorum has been established, each director nominee receiving a majority of the votes cast with respect to his or her election (that is, the number of votes cast FOR the nominee exceeds the number of votes cast AGAINST the nominee) will be elected as a director. The majority voting standard does not apply, however, in a contested election where the number of director nominees exceeds the number of directors to be elected. In such circumstances, directors will instead be elected by a plurality of the votes cast, meaning that the persons receiving the highest number of FOR votes, up to the total number of directors to be elected at the meeting, will be elected.

In the case of an uncontested election where the number of director nominees does not exceed the number of directors to be elected, if a nominee who is then serving as a director is not elected at the meeting by the requisite majority of the votes cast, under Maryland law, the director would continue to serve on the Board of Directors as a “holdover director.” To address this holdover issue, as required by our Bylaws, each director has submitted an irrevocable letter of resignation that becomes effective if the director is not elected by stockholders and the Board of Directors accepts the resignation. If a director is not elected, the Corporate Responsibility and Governance Committee will consider the facts and circumstances relating to the election and the resignation and recommend to the Board of Directors, within 60 days following certification of the election results, whether the resignation should be accepted or rejected or whether other action should be taken. The Board of Directors must decide whether to accept or reject the resignation within 90 days following certification of the election results, taking into account the recommendation of the Corporate Responsibility and Governance Committee, and shall publicly disclose its decision. A nominee who was not already serving as a director and is not elected at the meeting by a majority of the votes cast with respect to such director’s election will not be elected to our Board of Directors.

The election of directors at the Annual Meeting is not contested. Therefore, in accordance with the majority voting standard, director nominees will be elected at the Annual Meeting by a majority of the votes cast. Stockholders are not permitted to cumulate their shares for the purpose of electing directors.

### Recommendation of the Board

**Our Board of Directors recommends that you vote FOR each of the seven nominees for director.**

# **RATIFICATION OF APPOINTMENT OF INDEPENDENT REGISTERED PUBLIC ACCOUNTING FIRM**

## **(Proposal No. 2)**

The Audit Committee has appointed PwC to serve as our independent registered public accounting firm for the fiscal year ending December 31, 2026. We are not required by our Bylaws or applicable law to submit the appointment of PwC for stockholder approval. However, as a matter of good corporate governance, the Board of Directors has chosen to submit the Audit Committee's appointment of PwC as our independent registered public accounting firm to stockholders for ratification. If stockholders do not ratify the appointment of PwC, the Audit Committee will consider the appointment of another independent registered public accounting firm. In addition, even if stockholders ratify the Audit Committee's selection, the Audit Committee, in its discretion, may still appoint a different independent registered public accounting firm if it believes that such a change would be in the best interests of Sabra.

Additional information about PwC, including the fees we paid to PwC in 2025 and 2024, can be found in this Proxy Statement under the caption "Audit Information." The report of the Audit Committee included in this Proxy Statement under the caption "Audit Committee Report" also contains information about the role of PwC with respect to the audit of our annual financial statements.

A representative of PwC is expected to attend the Annual Meeting. The representative will have the opportunity to make a statement if he or she desires to do so and is expected to be available to answer appropriate questions.

### **Recommendation of the Board**

**Our Board of Directors recommends that you vote FOR ratification of the appointment of PwC as Sabra's independent registered public accounting firm for the fiscal year ending December 31, 2026.**

# ADVISORY APPROVAL OF NAMED EXECUTIVE OFFICER COMPENSATION

## (Proposal No. 3)

Sabra is providing its stockholders with the opportunity to cast a non-binding, advisory vote on the compensation of our Named Executive Officers as disclosed pursuant to the SEC's executive compensation disclosure rules and set forth in this Proxy Statement (including in the compensation tables and narratives accompanying those tables as well as in the Compensation Discussion and Analysis).

As described above in this Proxy Statement, in 2025, Sabra focused on the areas where we could create value for our stockholders, including identifying and executing on investment opportunities, prudently executing strategies to further enhance the quality of our portfolio, all while continuing to strengthen our balance sheet.

The Compensation Committee continues to believe that the executive compensation program objective is to reward our executives for successfully creating long-term stockholder value by executing on our strategic plan, while at the same time penalizing our executives and requiring forfeiture of compensation if they are not able to successfully execute our strategic plan and grow stockholder value.

As described in our Compensation Discussion and Analysis, the Compensation Committee took several actions in 2025 to incentivize the Named Executive Officers to create long-term stockholder value. We urge stockholders to consider the Summary of 2025 Compensation Decisions contained in the beginning of our Compensation Discussion and Analysis before voting on this proposal.

In accordance with the requirements of Section 14A of the Exchange Act and the related rules of the SEC, our Board of Directors will request your advisory vote on the following resolution at the Annual Meeting:

RESOLVED, that the compensation paid to the Named Executive Officers, as disclosed in this Proxy Statement pursuant to the SEC's executive compensation disclosure rules (which disclosure includes the Compensation Discussion and Analysis, the compensation tables and the narrative discussion that accompanies the compensation tables), is hereby approved.

This proposal on the compensation paid to our Named Executive Officers is advisory only and will not be binding on Sabra, the Board of Directors or the Compensation Committee, and will not be construed as overruling a decision by, or creating or implying any additional fiduciary duty for, Sabra, the Board of Directors or the Compensation Committee. However, the Compensation Committee, which is responsible for designing and administering Sabra's executive compensation program, values the opinions expressed by stockholders in their vote on this proposal and will consider the outcome of the vote when making future compensation decisions for Named Executive Officers.

Sabra's current policy is to provide stockholders with an opportunity to vote on the compensation of the Named Executive Officers each year at the annual meeting of stockholders. It is expected that the next such advisory vote on the compensation of our Named Executive Officers will occur at the 2027 annual meeting of stockholders.

### Recommendation of the Board

**Our Board of Directors recommends that you vote FOR the approval of the compensation of our Named Executive Officers as disclosed in this Proxy Statement pursuant to the SEC's executive compensation disclosure rules.**

## OTHER MATTERS

The Board of Directors knows of no matters that will be presented for consideration at the Annual Meeting other than as described in this Proxy Statement. If any other matter properly comes before the Annual Meeting or any adjournments or postponements thereof and is voted upon, the proxyholders named in the proxies solicited by the Board of Directors will have the authority to vote all proxies received with respect to such matters in their discretion, and it is their intention to vote such proxies in accordance with the recommendation of the Board of Directors.

## STOCKHOLDER PROPOSALS AND DIRECTOR NOMINATIONS FOR 2027 ANNUAL MEETING OF STOCKHOLDERS

*Requirements for Proposals to be Considered for Inclusion in Proxy Materials.* Stockholders interested in submitting a proposal for inclusion in the proxy materials for our 2027 annual meeting of stockholders may do so by following the procedures prescribed in Rule 14a-8 under the Exchange Act. To be eligible for inclusion in Sabra's proxy statement, stockholder proposals must be received no later than December 25, 2026 and must comply with Rule 14a-8 under the Exchange Act regarding the inclusion of stockholder proposals in Company-sponsored proxy materials. If we change the date of the 2027 annual meeting of stockholders by more than 30 days from the anniversary of this year's Annual Meeting, stockholder proposals must be received a reasonable time before we begin to print and mail our proxy materials for the 2027 annual meeting of stockholders. Proposals should be sent to the attention of the Secretary, Sabra Health Care REIT, Inc., 1781 Flight Way, Tustin, California 92782.

*Requirements for Proxy Access Nominations.* Any stockholder (or group of up to 20 stockholders) meeting our continuous ownership requirements set forth in our Bylaws that wishes to nominate candidates for election to our Board for inclusion in our proxy materials for our 2027 annual meeting of stockholders must provide written notice to our Secretary no earlier than November 25, 2026, nor later than December 25, 2026. Other specifics regarding the foregoing proxy access right, including the required content of the notice and certain other eligibility and procedural requirements, can be found in Article II, Section 13 of our Bylaws. Proxy access nominations should be sent to the attention of the Secretary, Sabra Health Care REIT, Inc., 1781 Flight Way, Tustin, California 92782.

*Requirements for Nominations of Director Candidates and Proposals Not Intended for Inclusion in Proxy Materials.* Stockholders who wish to nominate persons for election to the Board of Directors at the 2027 annual meeting of stockholders or who wish to present a proposal at the 2027 annual meeting of stockholders, but whose nomination or stockholder proposal will not be included in the proxy statement Sabra distributes for such meeting, must deliver written notice of the nomination or proposal to Sabra's Secretary no earlier than November 25, 2026 and no later than 5:00 p.m., Eastern time, on December 25, 2026 (provided, however, that if the 2027 annual meeting of stockholders is advanced or delayed by more than 30 days from the first anniversary of this year's Annual Meeting, nominations and proposals must be received no earlier than the 150<sup>th</sup> day prior to the date of the 2027 annual meeting of stockholders and no later than 5:00 p.m., Eastern time, on the later of the 120<sup>th</sup> day prior to the date of the 2027 annual meeting of stockholders or the 10<sup>th</sup> day following the day on which public announcement of the date of the 2027 annual meeting of stockholders is first made). The stockholder's written notice must include certain information concerning the stockholder and each nominee as specified in Article II, Section 11 of our Bylaws, including the information required to be included in a notice required by paragraph (b) of Rule 14a-19 of the Exchange Act. A stockholder's written notice should be sent to the attention of the Secretary, Sabra Health Care REIT, Inc., 1781 Flight Way, Tustin, California 92782.

In accordance with our Bylaws, the foregoing deadline and notice requirements set forth in Article II, Section 11 of our Bylaws are also intended to apply to and satisfy the deadline and notice requirements set forth in paragraph (b) of Rule 14a-19 under the Exchange Act with respect to notice by a stockholder who intends to solicit proxies in support of director nominees other than the Company's nominees at the 2027 annual meeting of stockholders.

Stockholder proposals or director nominations submitted to the Secretary that do not comply with the above requirements may be excluded from our proxy materials and/or may not be acted upon at the 2027 annual meeting of stockholders, as applicable.

# ANNUAL REPORT TO STOCKHOLDERS

Our 2025 Annual Report has been posted, and is available without charge, on our corporate website at [www.sabrahealth.com](http://www.sabrahealth.com). For stockholders receiving a Notice of Internet Availability, such Notice will contain instructions on how to request a printed copy of our 2025 Annual Report. For stockholders receiving a printed copy of this Proxy Statement, a copy of our 2025 Annual Report has also been provided to you. **In addition, we will provide, without charge, a copy of our 2025 Annual Report (including the financial statements and the financial statement schedules but excluding the exhibits thereto) to any stockholder of record or beneficial owner of our common stock. Requests can be made by writing to Investor Relations: Sabra Health Care REIT, Inc., 1781 Flight Way, Tustin, California 92782, or by telephone request to (888) 393-8248.**

## DELIVERY OF DOCUMENTS TO STOCKHOLDERS SHARING AN ADDRESS

We have adopted a procedure, approved by the SEC, called “householding.” Under this procedure, stockholders of record who have the same address and last name and did not receive a Notice of Internet Availability or otherwise receive their proxy materials electronically will receive only one copy of this Proxy Statement and the 2025 Annual Report, unless we are notified that one or more of these stockholders wishes to continue receiving individual copies. This procedure will reduce our printing costs and postage fees.

If you are eligible for householding, but you and other stockholders of record with whom you share an address currently receive multiple copies of this Proxy Statement and the 2025 Annual Report, or if you hold Sabra stock in more than one account, and in either case you wish to receive only a single copy of each of these documents for your household, please contact Broadridge Financial Solutions, Inc. by writing to Broadridge Financial Solutions, Inc., Attn: Household Department, 51 Mercedes Way, Edgewood, New York 11717 or by calling, toll-free in the United States, 1-866-540-7095. If you participate in householding and wish to receive a separate copy of this Proxy Statement and the 2025 Annual Report, or if you do not wish to continue to participate in householding and prefer to receive separate copies of these documents in the future, please contact Broadridge Financial Solutions, Inc. as indicated above.

If your shares are held in street name through a bank, broker or other nominee, please contact your bank, broker or other nominee directly if you have questions, require additional copies of this Proxy Statement or the 2025 Annual Report or wish to receive a single copy of such materials in the future for all beneficial owners of shares of common stock sharing an address.

**ALL STOCKHOLDERS ARE URGED TO SUBMIT YOUR PROXY OR VOTING INSTRUCTIONS AS SOON AS POSSIBLE WHETHER OR NOT YOU EXPECT TO ATTEND THE ANNUAL MEETING AND VOTE IN PERSON. IF YOU ATTEND THE ANNUAL MEETING AND VOTE IN PERSON, YOUR PROXY WILL NOT BE USED.**

By Order of the Board of Directors,



**Michael L. Costa**  
*Chief Financial Officer, Treasurer and  
Executive Vice President*

Tustin, California  
April 24, 2026

## APPENDIX A

### RECONCILIATIONS OF NON-GAAP FINANCIAL MEASURES

We have disclosed in this Proxy Statement Annualized Cash NOI, as adjusted. We believe that net income as defined by GAAP is the most appropriate earnings measure. We consider Annualized Cash NOI, as adjusted an important supplemental measure because it allows investors, analysts and its management to evaluate the operating performance of its investments. This measure may be different than non-GAAP financial measures used by other companies, and the presentation of this measure is not intended to be considered in isolation or as a substitute for financial information prepared and presented in accordance with U.S. generally accepted accounting principles.

The following table presents a reconciliation of Annualized Cash NOI, as adjusted to net income (loss) (in thousands):

| Year Ended December 31, 2025   |  |                               |   |   |                         |                      |                                     |                  |             |                  |
|--|--|-------------------------------|---|---|-------------------------|----------------------|-------------------------------------|------------------|-------------|------------------|
|  | Skilled Nursing/<br>Transitional<br>Care | Senior Housing                |   |   |                         | Behavioral<br>Health | Specialty<br>Hospitals<br>and Other | Other            | Corporate   | Total            |
|  |  | Senior<br>Housing -<br>Leased | Senior Housing -<br>Managed<br>Consolidated | Senior Housing -<br>Managed<br>Unconsolidated | Total Senior<br>Housing |                      |                                     |                  |             |                  |
| Net income (loss)  | \$169,734                                | \$17,455                      | \$ 30,249                                   | \$ 3,928                                      | \$ 51,632               | \$31,745             | \$13,397                            | \$ 43,618        | \$(154,616) | \$155,510        |
| Adjustments:   |  |                               |   |   |                         |                      |                                     |                  |             |                  |
| Depreciation and amortization  | 81,358                                   | 13,357                        | 71,745                                      | —   | 85,102                  | 14,313               | 5,847                               | —                | 376         | 186,996          |
| Interest   | 776                                      | 821                           | —   | —   | 821                     | —                    | —                                   | —                | 110,892     | 112,489          |
| General and administrative   | —  | —                             | —   | —   | —                       | —                    | —                                   | —                | 53,710      | 53,710           |
| Recovery of loan losses  | —  | —                             | —   | —   | —                       | —                    | —                                   | —                | (1,047)     | (1,047)          |
| Impairment of real estate  | 7,322                                    | —                             | —   | —   | —                       | —                    | —                                   | —                | —           | 7,322            |
| Loss on extinguishment of debt                                       | —  | —                             | —   | —   | —                       | —                    | —                                   | —                | 1,154       | 1,154            |
| Other income   | —  | —                             | (1,730)                                     | —   | (1,730)                 | —                    | —                                   | —                | (12,306)    | (14,036)         |
| Net loss (gain) on sales of real estate                              | 5,247                                    | —                             | —   | —   | —                       | (1,728)              | —                                   | —                | —           | 3,519            |
| Loss from unconsolidated joint ventures                              | —  | —                             | —   | (3,928)                                       | (3,928)                 | —                    | —                                   | —                | —           | (3,928)          |
| Income tax expense   | —  | —                             | —   | —   | —                       | —                    | —                                   | —                | 1,837       | 1,837            |
| Sabra's share of unconsolidated joint ventures' Net Operating Income | —  | —                             | —   | 15,010  | 15,010                  | —                    | —                                   | —                | —           | 15,010           |
| <b>Net Operating Income – consolidated</b>                           | <b>\$264,437</b>                         | <b>\$31,633</b>               | <b>\$100,264</b>                            | <b>\$15,010</b>                               | <b>\$146,907</b>        | <b>\$44,330</b>      | <b>\$19,244</b>                     | <b>\$ 43,618</b> | <b>\$ —</b> | <b>\$518,536</b> |
| Net Operating Income attributable to noncontrolling interests        | —  | —                             | (131)                                       | —   | (131)                   | —                    | —                                   | —                | —           | (131)            |
| <b>Net Operating Income – pro rata</b>                               | <b>\$264,437</b>                         | <b>\$31,633</b>               | <b>\$100,133</b>                            | <b>\$15,010</b>                               | <b>\$146,776</b>        | <b>\$44,330</b>      | <b>\$19,244</b>                     | <b>\$ 43,618</b> | <b>\$ —</b> | <b>\$518,405</b> |
| Non-cash revenue and expense adjustments                             | (9,720)                                  | 8,942                         | —   | (77)  | 8,865                   | (343)                | 116                                 | 7                | —           | (1,075)          |
| <b>Cash Net Operating Income – pro rata</b>                          | <b>\$254,717</b>                         | <b>\$40,575</b>               | <b>\$100,133</b>                            | <b>\$14,933</b>                               | <b>\$155,641</b>        | <b>\$43,987</b>      | <b>\$19,360</b>                     | <b>\$ 43,625</b> | <b>\$ —</b> | <b>\$517,330</b> |
| Annualizing adjustments <sup>(1)</sup>                               | (675)                                    | (6,516)                       | 30,458                                      | 1,329   | 25,271                  | 751                  | 239                                 | (7,734)          | —           | 17,852           |
| <b>Annualized Cash Net Operating Income – pro rata</b>               | <b>\$254,042</b>                         | <b>\$34,059</b>               | <b>\$130,591</b>                            | <b>\$16,262</b>                               | <b>\$180,912</b>        | <b>\$44,738</b>      | <b>\$19,599</b>                     | <b>\$ 35,891</b> | <b>\$ —</b> | <b>\$535,182</b> |
| Reallocation adjustments <sup>(2)</sup>                              | 1,780                                    | 6,996                         | —   | —   | 6,996                   | 24,426               | —                                   | (33,202)         | —           | —                |
| <b>Annualized Cash Net Operating Income, as adjusted – pro rata</b>  | <b>\$255,822</b>                         | <b>\$41,055</b>               | <b>\$130,591</b>                            | <b>\$16,262</b>                               | <b>\$187,908</b>        | <b>\$69,164</b>      | <b>\$19,599</b>                     | <b>\$ 2,689</b>  | <b>\$ —</b> | <b>\$535,182</b> |

- (1) Represents the annual effect of acquisitions, dispositions, lease modifications and scheduled rent increases completed during the period and mathematical adjustments needed to make Cash Net Operating Income for the period representative of Cash Net Operating Income for a full year.
- (2) Adjustments to reflect Annualized Cash Net Operating Income from mortgage and construction loans receivable and preferred equity investments in the related asset class of the underlying real estate.

We have also disclosed in this Proxy Statement Net Debt to Adjusted EBITDA. We believe that net income as defined by GAAP is the most appropriate earnings measure. We consider Net Debt to Adjusted EBITDA an important supplemental measure because it provides investors, analysts, and management with a meaningful indicator of the Company's financial leverage and its capacity to service and repay debt from operating cash flows. This measure may be different than non-GAAP financial measures used by other companies, and the presentation of this measure is not intended to be considered in isolation or as a substitute for financial information prepared and presented in accordance with U.S. generally accepted accounting principles.

The following table presents a reconciliation of Net Debt and Adjusted EBITDA, as adjusted, annualized to net income (loss) attributable to Sabra (in thousands):

|  | Three Months Ended<br>December 31, 2025 | Three Months Ended<br>December 31, 2024 |
|--|---|---|
| Net income   | \$ 27,147                               | \$ 46,695                               |
| Interest   | 28,940                                  | 28,083                                  |
| Income tax expense                                     | 491                                     | 380                                     |
| Depreciation and amortization                          | 51,405                                  | 42,308                                  |
| <b>EBITDA</b>  | <b>107,983</b>                          | <b>117,466</b>                          |
| Income or loss from unconsolidated joint ventures      | (1,652)                                 | 96                                      |
| Distributions from unconsolidated joint ventures       | 2,159                                   | 1,212                                   |
| Stock-based compensation expense                       | 3,070                                   | 2,539                                   |
| Acquisition and transaction costs                      | 453                                     | 318                                     |
| Recovery of loan losses                                | (407)                                   | (125)                                   |
| Impairment of real estate                              | 648                                     | —                                       |
| Other income   | (91)                                    | (1,780)                                 |
| Net loss (gain) on sales of real estate                | 9,063                                   | (6,064)                                 |
| <b>Adjusted EBITDA</b>                                 | <b>121,226</b>                          | <b>113,662</b>                          |
| Adjustments for current period activity <sup>(1)</sup> | 2,677                                   | (872)                                   |
| <b>Adjusted EBITDA, as adjusted</b>                    | <b>\$ 123,903</b>                       | <b>\$ 112,790</b>                       |
| <b>Adjusted EBITDA, as adjusted, annualized</b>        | <b>\$ 495,612</b>                       | <b>\$ 451,160</b>                       |
|  | December 31, 2025                       | December 31, 2024                       |
| Secured debt   | \$ 44,021                               | \$ 46,110                               |
| Revolving credit facility                              | 217,584                                 | 106,554                                 |
| Term loans   | 1,039,425                               | 534,370                                 |
| Senior unsecured notes                                 | 1,250,000                               | 1,750,000                               |
| Consolidated Debt                                      | 2,551,030                               | 2,437,034                               |
| Cash and cash equivalents                              | (71,537)                                | (60,468)                                |
| <b>Net Debt</b>  | <b>\$ 2,479,493</b>                     | <b>\$ 2,376,566</b>                     |
|  | December 31, 2025                       | December 31, 2024                       |
| Net Debt   | \$ 2,479,493                            | \$ 2,376,566                            |
| Adjusted EBITDA, as adjusted, annualized               | \$ 495,612                              | \$ 451,160                              |
| Net Debt to Adjusted EBITDA                            | 5.00x                                   | 5.27x                                   |

(1) Adjustments for current period activity give effect to the acquisitions and dispositions completed during the period as though such acquisitions and dispositions were completed as of the beginning of the period and adjust for certain income and expense items that the Company does not believe are indicative of its operating results for the current period.

#### Reporting Definitions:

**Adjusted EBITDA.** Adjusted EBITDA is calculated as earnings before interest, taxes, depreciation and amortization (“EBITDA”) excluding the impact of merger-related costs, stock-based compensation expense under the Company’s long-term equity award program, and loan loss reserves. Adjusted EBITDA is an important non-GAAP supplemental measure of operating performance.

**Annualized Cash Net Operating Income (“Annualized Cash NOI”).** The Company believes that net income as defined by GAAP is the most appropriate earnings measure. The Company considers Annualized Cash NOI an important supplemental measure because it allows investors, analysts and its management to evaluate the operating performance of its investments. The Company defines Annualized Cash NOI as Annualized Revenues less operating expenses and non-cash revenues and expenses. Annualized Cash NOI excludes all other financial statement amounts included in net income and is presented at the Company’s pro rata share.

**Annualized Revenues.** The annual contractual rental revenues under leases and interest and other income generated by the Company’s loans receivable and other investments based on amounts invested and applicable terms as of the end of the period presented. Annualized Revenues do not include tenant recoveries and are adjusted to reflect actual payments received related to the twelve months ended at the end of the respective period for leases no longer accounted for on an accrual basis.

**Behavioral Health.** Includes behavioral hospitals that provide inpatient and outpatient care for patients with mental health conditions, chemical dependence or substance addictions and addiction treatment centers that provide treatment services for chemical dependence and substance addictions, which may include inpatient care, outpatient care, medical detoxification, therapy and counseling.

**Cash Net Operating Income (“Cash NOI”).** The Company believes that net income as defined by GAAP is the most appropriate earnings measure. The Company considers Cash NOI an important supplemental measure because it allows investors, analysts and its management to evaluate the operating performance of its investments. The Company defines Cash NOI as total revenues less operating expenses and non-cash revenues and expenses. Cash NOI excludes all other financial statement amounts included in net income and is presented at the Company’s pro rata share.

**Consolidated Debt.** The principal balances of the Company’s revolving credit facility, term loans, senior unsecured notes, and secured indebtedness as reported in the Company’s consolidated financial statements.

**Net Debt.** The principal balances of the Company’s revolving credit facility, term loans, senior unsecured notes, and secured indebtedness as reported in the Company’s consolidated financial statements, net of cash and cash equivalents as reported in the Company’s consolidated financial statements.

**Net Debt to Adjusted EBITDA.** The Company believes that net income as defined by GAAP is the most appropriate earnings measure. The Company considers Net Debt to Adjusted EBITDA an important supplemental measure because it provides investors, analysts, and management with a meaningful indicator of the Company’s financial leverage and its capacity to service and repay debt from operating cash flows. Net Debt to Adjusted EBITDA is calculated as Net Debt divided by Annualized Adjusted EBITDA, which is Adjusted EBITDA, as adjusted for annualizing adjustments that give effect to the acquisitions and dispositions completed during the respective period as though such acquisitions and dispositions were completed as of the beginning of the period presented.

**Net Operating Income (“NOI”).** The Company believes that net income as defined by GAAP is the most appropriate earnings measure. The Company considers NOI an important supplemental measure because it allows investors, analysts, and its management to evaluate the operating performance of its investments. The Company defines NOI as total revenues less operating expenses. NOI excludes all other financial statement amounts included in net income.

**Senior Housing.** Senior Housing communities include independent living, assisted living, continuing care retirement and memory care communities.

**Senior Housing - Managed.** Senior Housing communities operated by third-party property managers pursuant to property management agreements.

**Skilled Nursing/Transitional Care.** Skilled Nursing/Transitional Care facilities include skilled nursing, transitional care, multi-license designation and mental health facilities.

**Specialty Hospitals and Other.** Includes acute care, long-term acute care and rehabilitation hospitals, facilities that provide residential services, which may include assistance with activities of daily living, and other facilities not classified as Skilled Nursing/Transitional Care, Senior Housing or Behavioral Health.