January 29, 2025

Zacks Small-Cap Research

Sponsored – Impartial - Comprehensive

Tom Kerr, CFA
312-265-9417
tkerr@zacks.com

scr.zacks.com

10 S. Riverside Plaza, Chicago, IL 60606

Global Indemnity Group (NYSE: GBLI)

GBLI: Global Indemnity Group reorganizes its business under a new project called Project Manifest. These moves will create a more efficient and lateral structure.

Utilizing a scenario analysis methodology for future projections of book value per share, we believe GBLI should trade at **$50.00** (BVPS) in the near-term and **$55.00** per share over the long-term.

Current Price (1/28/25)	$35.63
Valuation (long-term)	**$55.00**

OUTLOOK

Global Indemnity Group, LLC, provides specialty and niche insurance products nationwide. GBLI focuses on small market property and casualty business. The company has made a concerted effort to reduce its property exposure. The company's largest business within its Penn-America segment targets small, Main Street business written on an excess and surplus lines basis. The company has excess discretionary capital of approximately $240 million. Global Indemnity is expected to show an improvement in underwriting results in 2024. We believe GBLI stock is undervalued and should trade at a small premium to future book value.

SUMMARY DATA

52-Week High	**$37.00**
52-Week Low	**$27.47**
One-Year Return (%)	**19.64**
Beta	**0.43**
Average Daily Volume (sh)	**4,413**
Shares Outstanding (mil)	**13.801**
Market Capitalization ($mil)	**$487.7**
Short Interest Ratio (days)	**N/A**
Institutional Ownership (%)	**88**
Insider Ownership (%)	**44**
Annual Cash Dividend	**$1.40**
Dividend Yield (%)	**3.92**
5-Yr. Historical Growth Rates	
Sales (%)	**N/A**
Earnings Per Share (%)	**N/A**
Dividend (%)	**N/A**
P/E using TTM EPS	**12.3**
P/E using 2024 Estimate	**11.0**
P/E using 2025 Estimate	**10.2**

Risk Level	**Low**
Type of Stock	**Small-Value**
Industry	**Insurance**

ZACKS ESTIMATES

Revenue
(In millions of $)

	Q1 (Mar)	Q2 (Jun)	Q3 (Sep)	Q4 (Dec)	Year (Dec)
2022	130 A	148 A	194 A	156 A	628 A
2023	151 A	142 A	126 A	109 A	528 A
2024	112 A	109 A	111 A	114 E	447 E
2025					484 E

EPS / Loss Per Share

	Q1 (Mar)	Q2 (Jun)	Q3 (Sep)	Q4 (Dec)	Year (Dec)
2022	-$1.03 A	-$0.84 A	$1.60 A	$0.16 A	-$0.09 A
2023	$0.17 A	$0.67 A	$0.55 A	$0.43 A	$1.83 A
2024	$0.82 A	$0.73 A	$0.92 A	$0.78 E	$3.25 E
2025					$3.48 E

Quarterly revenues may not equal annual revenues due to rounding. Quarterly EPS may not equal annual EPS due to rounding, dilution or intangibles.

© Copyright 2025, Zacks Investment Research. All Rights Reserved.

WHAT'S NEW

Project Manifest

On January 1, 2025, the company announced that it had completed an extensive reorganization of its business under the project name Project Manifest. This reorganization is a significant milestone that positions the company for enhanced operational efficiency and growth.

- The Penn-America business divisions (Wholesale Commercial, Vacant Express, Collectibles and Specialty Products) will become separate and distinct businesses to improve branding, attract talent and expand relationships with their distribution partners.

- The company will also establish separate businesses for technology (Kaleidoscope Insurance Technologies) and claim services (Liberty Insurance Adjustment Agency). These businesses will continue to support Penn-America and create the foundation to offer products and services to other insurance industry participants.

- De-stacking the insurance companies will result in an increased consolidated surplus of the insurance companies and allows for more efficient management of capital and liquidity.

This allows the company to move capital or surpluses in a more efficient, flattened type structure. This compares to the prior structure which was more of a vertical organization that was less efficient.

For now, the reportable segments will remain Penn-America and Non-Core Operations with gross premium growth in Penn-America separated by Wholesale Commercial, InsurTech, Assumed Reinsurance, and Specialty Products.

OTHER RECENT NEWS

3rd Quarter 2024 Financial Results

Global Indemnity Group reported 3rd quarter 2024 financial and operating results with net income and the combined ratio coming better than our expectations. Underwriting income was $5.8 million in the 3rd quarter compared to $3.5 million in the 2nd quarter and $0.7 million in the prior year period. Net income was $12.7 million, or $0.92 per diluted share compared to $10.0 million and EPS of $0.73 in the 2nd quarter and $7.6 million and $0.55 per share in the prior year period.

In the company's core operating subsidiary, Penn-America, gross written premiums in aggregate for Wholesale Commercial, InsurTech, and Assumed Reinsurance business grew by 14.0% in the first nine months of 2024. Gross written premiums for the Specialty Products line decreased 16.0% in the 1st nine months of 2024 as a result of rate and underwriting actions taken to improve profitability in late 2022. We expect this segment to stabilize in 2025 and possibly return to growth in 2026. Penn-America's accident year underwriting income was $7.7 million in the 3rd quarter compared to $3.4 million in the 3rd quarter of 2023. Penn-America's loss ratio was 54.7% for the quarter which was an improvement from 57.8% for the same period in 2023.

Net investment income increased 16.2% in the quarter to $16.5 million compared to $14.2 million in the prior year period as a result of strategies employed in late 2022 to take advantage of the rising interest rate environment. Book yield on the investment portfolio increased to 4.6% from 4.0% at the end of 2023.

The average duration of these securities was shortened to 0.8 years as of 9/30/24 compared to 1.1 years on December 31, 2023. Approximately $480 million of cash flow will be generated from maturities and investment income for the rest of 2024. In 2025, $800 million to $1 billion of cash flow may be generated from maturing bonds which can be invested at higher rates. Management indicated that the bonds for the first nine months of 2024 were reinvested at approximately 5.1% and the current book yield is 4.6%

Annualized return on equity (ROE), including unrealized gains on fixed-income securities included in stockholders' equity, was 9.8% so far in 2024 compared to 5.2% in 2023. Annualized investment return was 6.1% for the first nine months of 2024.

Segment Review

During the 4th quarter of 2023, the company re-evaluated its segments and determined that the business should be managed through two reportable segments: Penn-America and Non-Core Operations. The Penn-America segment comprises the company's core products which include Wholesale Commercial,, InsurTech, Assumed Reinsurance and Specialty Programs. The Non-Core Operations segment contains lines of business that have been de-emphasized or are no longer being written.

For the nine months of 2024, Penn-America gross written premiums for the Wholesale Commercial, InsurTech, and Assumed Reinsurance businesses increased 12.0%. This growth was driven by organic agency growth and price increases. Gross written premiums for Specialty Products decreased 16.0%. Specialty Products is undergoing pricing and product line adjustments to position it for growth next year. Penn-America's total gross written premiums increased 7.0% reflecting the large decline in Specialty Products. Management indicated that the reinsurance business is an attractive market currently and may grow 30%-40% annually over the next 3-4 years.

In the Non-Core Operations segment, gross written premiums declined to ($3.9) million in the first nine months of 2024 from $54.6 million in the prior year period. The decrease in gross written premiums was primarily due to selling the manufactured home & dwelling and farm businesses and the non-renewal of a casualty reinsurance treaty. We expect a small amount of earned premiums from this segment in 2025 and none in 2026.

Combined Ratios

The consolidated combined ratio was 95.2% for the first nine months of 2024 (*Loss Ratio 56.0% and Expense Ratio 39.2%*) as compared to 98.9% (*Loss Ratio 60.7% and Expense Ratio 38.5%*) for the prior year period. The improvement is primarily due to improved performance in non-catastrophe related business. The company's catastrophe losses declined 35% to $10.3 million in 2024 from $15.8 million in 2023. 2024 losses include $1.5 million related to Hurricane Helene.

In the Penn-America segment, the accident year combined ratio was 93.9% as compared to 100.9% for the prior year period. In the Non-Core Operations segment, the calendar year combined ratio was 100.9% for the first nine months of 2024 compared to 95.4% in the prior year period. The expense ratio at Penn-America remains elevated as the company made a conscious decision not to reduce staff levels after the premium reductions since 2022 in order to maintain high levels of customer service. It is the company's goal to reduce the Penn-America expense ratio to the 36%-37% range over time.

Underwriting Income for the Nine Months Ended September 30,

	Penn-America		Non-Core Operations		Consolidated	
	2024	2023	2024	2023	2024	2023
Revenues:						
Gross written premiums	$ 297.9	$ 277.4	$ (3.9)	$ 54.6	$ 294.0	$ 332.0
Net written premiums	$ 290.9	$ 266.8	$ (3.9)	$ 50.7	$ 287.0	$ 317.5
Net earned premiums	$ 272.5	$ 266.7	$ 12.3	$ 114.2	$ 284.8	$ 380.9
Underwriting income (loss), current accident year	$ 17.6	$ 9.7	$ (2.3)	$ (4.7)	$ 15.3	$ 5.0
Underwriting income (loss)	$ 17.6	$ (1.4)	$ (3.0)	$ 5.3	$ 14.6	$ 3.9
Combined ratio analysis:						
Loss ratio						
Current accident year	55.7%	58.8%	62.6%	65.1%	56.0%	60.7%
Prior accident year	(0.1%)	4.1%	2.5%	(9.5%)	—	—
Calendar year loss ratio	55.6%	62.9%	65.1%	55.6%	56.0%	60.7%
Expense ratio	38.3%	38.0%	59.4%	39.8%	39.2%	38.5%
Combined ratio	93.9%	100.9%	124.5%	95.4%	95.2%	99.2%
Combined ratio, current accident year	93.9%	96.7%	118.9%	104.2%	95.0%	98.9%

Source: investors.gbli.com

Valuation and Estimates

GBLI book value per share increased to $49.88 as of September 30, 2024. On September 19, 2024, the Board of Directors approved a dividend of $0.35 per common share which was paid on October 7, 2024. The current dividend yield is approximately **3.92%**.

	As of September 30, 2024	As of June 30, 2024	As of March 31, 2024	As of December 31, 2023
Consolidated:				
Book value per share	$ 49.88	$ 48.56	$ 48.18	$ 47.53
Book value per share plus cumulative dividends and excluding AOCI	$ 57.50	$ 56.58	$ 56.00	$ 55.22
Shareholders' equity	$ 686.7	$ 667.5	$ 659.5	$ 648.8
Cash and invested assets	$ 1,468.0	$ 1,435.2	$ 1,417.3	$ 1,390.4
Shares Outstanding (in millions)	13.7	13.7	13.6	13.6

(1) Excludes $0.2 million and $3.0 million of gross written premiums for terminated products for the three months ended September 30, 2024 and 2023, respectively, and $4.8 million and $14.7 million of gross written premiums for terminated products for the nine months ended September 30, 2024 and 2023, respectively.

Source: investors.gbli.com

Our 2024 total revenue estimate is adjusted to $447.1 million which includes $381.1 million in Net Earned Premiums and $64.3 million in Investment Income. Our 2024 EPS estimate is adjusted to $3.25. As the consolidated combined expense ratio continues to drift down, we believe EPS can increase to approximately $3.48 in 2025.

Management stated its long-term financial goals which are:

1) Grow the overall business at a rate of 10% or higher,
2) Achieve a combined ratio in the low 90's,
3) Manage the expense ratio to a competitive level of 36%-37%.

GBLI stock is currently selling at **69.3%** of book value based on September 30, 2024 shareholders' equity. We separate our price target into near-term and long-term objectives. Our near-term target is **$50.00** which assumes GBLI stock will trade near book value per share. We maintain our long-term price target of **$55.00** per share based on the stock selling at a small premium to future book value per share.



Source: investors.gbli.com

KEY INVESTMENT POINTS



Source: investors.gbli.com

- Global Indemnity Group, LLC (NYSE: GBLI) is a specialty property and casualty insurance company that has been operating nationwide since the early 2000's.
- The company is led by an experienced management team, including a Chief Executive who has decades of experience in the property & casualty insurance business.
- The company operates through two primary segments: Penn-America and Non-Core Operations.
- Penn-America targets specific, defined groups of insureds predominantly in the excess and surplus lines, or non-admitted, small marketplace.
- The company has a solid liquidity position at the end of the 3rd quarter of 2024 with $31.0 million in unrestricted cash and equivalents and $1.44 billion in investments, primarily comprised of highly liquid fixed income investments.
- The company has $480 million in fixed income investments maturing over the rest of 2024 and over $800 million in 2025 which can be invested at higher prevailing rates.
- Global Indemnity has approximately $240 million in discretionary capital that can be put to use through share buybacks, dividends or acquisitions.
- The company has no traditional debt currently and has a market capitalization of $487 million.
- Based on the most recent reported results as of 9/30/24, the company is selling at approximately 69% of book value. Using a future book value scenario analysis valuation methodology, we place a near-term value for GBLI stock at **$50.00** per share and a long-term value at **$55.00** per share.

COMPANY OVERVIEW



Source: investors.gbli.com

During the fourth quarter of 2022, the company decided to restructure its insurance operations in an effort to strengthen its market presence and enhance its focus on GBLI's core Wholesale Commercial and InsurTech products. As a result, the company exited its four brokerage divisions: Professional Liability, Excess Casualty, Environmental, and Middle Market Property. The company will cease writing new business and existing renewals will be placed in run-off for these four divisions.

The company provides its insurance products across a full distribution network that includes wholesale general agents, wholesale brokers, and retailers. The company's Commercial Specialty products are distributed through approximately 360 wholesale general agent and wholesale broker offices. One agent provided 10.3% of Commercial Specialty's gross written premiums. No other agent or broker accounted for more than 10% of gross written premiums within the Commercial Specialty segment for the year ended December 31, 2022.

On August 8, 2022, the company sold the renewal rights related to its Farm, Ranch & Stable business for policies written on or after August 8, 2022 to Everett Cash Mutual Insurance Company. During the 2nd quarter of 2022, the company decided that Farm, Ranch & Stable would not be a core business and a decision was made to not allocate additional resources to this segment. Previously, on October 26, 2021, the company sold the renewal rights related to its manufactured and dwelling homes business which were part of the Specialty Property segment.

In 2021, the company decided to cease writing certain Property Brokerage business which was part of the Commercial Specialty segment, as well as exit certain property and catastrophe lines within the Reinsurance Operations segment. In the fourth quarter of 2022, the company also decided it will reduce writings within its Reinsurance Operations segment. Based on the decisions to exit or downsize these lines of business, the company changed the way it manages and analyzes its operating results. The chief operating decision makers decided they will be reviewing the specific results of the Exited Lines in a separate segment. The chief operating decision makers also determined that the small amount of specialty property business that remained from the Specialty Property segment would be included as a product offering in the commercial Specialty segment for purpose of reviewing results and allocating resources. Several smaller reinsurance treaties have also been reclassified from Reinsurance to commercial Specialty. The Reinsurance Operations segment writes casualty treaties as well as individual excess policies.

Accordingly, the company has three reportable segments: Commercial Specialty, Reinsurance Operations, and Exited Lines. Management believes these segments allow users of the Company's financial statements to better understand the company's performance, better assess prospects for future net cash flows, and make more informed judgments about the Company as a whole. The segment results for 2021 and 2020 have been revised to reflect these changes.

Everett Cash Mutual Insurance Company also acquired the Company's wholly owned subsidiary, American Reliable Insurance Company, on December 31, 2022 for an amount equal to book value, which was $10.0 million, at the time of closing.

During the 4th quarter of 2023, the company re-evaluated its segments and determined that the business should be managed through two reportable segments: Penn-America and Non-Core Operations. The Penn-America segment comprises the company's core products which include Wholesale Commercial, Programs, InsurTech, and Assumed Reinsurance. The Non-Core Operations segment contains lines of business that have been de-emphasized or are no longer being written.

SEGMENTS & BUSINESS UNITS

Penn-America

The Penn-America segment distributes specialty property and casualty insurance products in the excess and surplus lines marketplace. Penn-America targets main street Specialty Excess & Surplus Lines focusing on small businesses such as Artisan Contractors, Habitational (Landlord), General Services, Vacant Properties, Restaurants, Bars, Taverns, Commercial Buildings, and Collectibles.

Penn-America is one of the larger providers of insurance to main street businesses and built this position by focusing on this market for over 40 years. Penn-America underwrites commercial coverages for 900 classes of casualty business and 200 classes of property business. Companies within the Insurance Operations are eligible to write on a surplus lines (non-admitted) basis and others are licensed to write on an admitted basis in all 50 U.S. states and related territories.

This provides the company with flexibility in designing products and in determining rates to meet emerging risks and discontinuities in the marketplace. Penn-America's insurance products target specific, defined groups of insureds with customized coverage to meet their needs. The primary business divisions within the Penn-America segment include:

- Wholesale Commercial distributes property and general liability products for small commercial businesses through a select network of wholesale general agents with specific binding authority using company administered systems to rate, quote and issue policies.

- InsurTech offers property and general liability products distributed using company administered systems, and include Collectibles, digital direct to-consumer insurance coverage for owners of collections, and VacantExpress, insurance coverage for owners of properties under construction, under renovation, vacant, or rented, distributed through wholesale general agents and retail agents.

- Assumed Reinsurance is composed of individual treaties with small-to-medium sized financially sound insurers in niche product lines that are contracted through reinsurance brokers/intermediaries. These treaties are focused on the US property and casualty market and will typically involve risk sharing by either the carrier or the producer of the business. Assumed reinsurance treaties are acquired through brokers.

- Specialty Products distributes property and general liability niche products through program administrators with specific binding authority. Administrators generally use their own proprietary systems, for which the company's rates and underwriting criteria are integrated.

Non-Core Operations

The Non-Core Operations segment represents lines of business that have been de-emphasized or are no longer being written.

The two key activities of Non-Core Operations are managing transition service agreements related to the sales of the company's renewal rights and handling claims activity and loss reserves on de-emphasized and terminated business.

At the end of 2022, the Company ceased writing new business and non-renewed existing policies for its four brokerage divisions: Professional Liability, Excess Casualty, Environmental, and Middle Market Property. On August 8, 2022, the Company sold the renewal rights related to its Farm, Ranch & Stable business for policies written on or after August 8, 2022 to Everett Cash Mutual Insurance Company. On October 26, 2021, the Company sold the renewal rights related to its manufactured and dwelling homes business. In 2021, the Company decided to cease writing certain Property Brokerage business which was part of the Commercial Specialty segment (now known as Penn-America), as well as non-renewing several treaties within the prior Reinsurance Operations segment which are now included in Non-Core Operations.

The manufactured home, dwelling, motorcycle, watercraft, certain homeowners products, and farm, ranch & equine business within Non-Core Operations operated primarily in the standard or admitted markets and were distributed through retail agents, wholesale general agents, and brokers. These insurance products were either underwritten via limited binding authority, specific binding authority, or by internal personnel. The Property Brokerage product within Non-Core Operations operated predominantly in the excess and surplus lines or non-admitted markets and were distributed through wholesale brokers and underwritten by the Company's personnel and selected brokers with limited binding authority. The retrocessional reinsurance treaties within Non-Core Operations were distributed through brokers and on a direct basis.

Information technology development initiatives related to business lines within Non-Core Operations have been discontinued. Additional capital has and will become available as a result of de-emphasizing and exiting non-core business. This additional capital will support future growth in the company's Penn-America segment and provide capital for business initiatives including share repurchases.

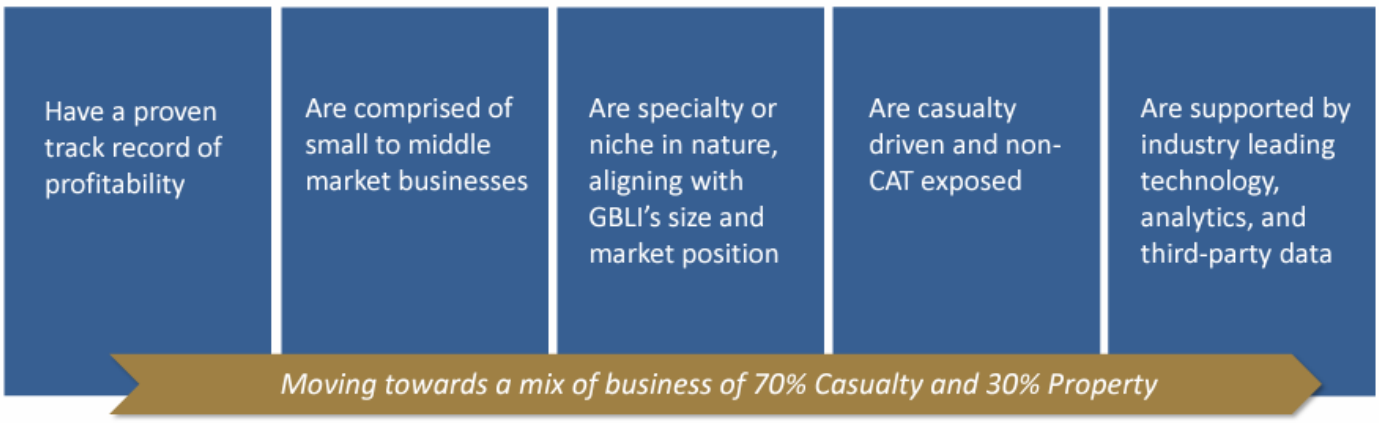

Source: GBLI Investor Presentation

RISKS

- If actual claims payments exceed the company's reserves for losses and loss adjustment expenses, the company's financial condition and results of operations could be adversely affected. The company's ultimate success depends upon its ability to accurately assess the risks associated with the insurance and reinsurance policies that it writes. The company establishes reserves on an undiscounted basis to cover its estimated liability for the payment of all losses and loss adjustment expenses incurred with respect to premiums earned on the insurance policies that it writes. Reserves do not represent an exact calculation of liability, but reserves are estimates of what the company expects to be the ultimate cost of resolution and administration of claims under the insurance policies that it writes.

- The occurrence of natural or man-made disasters, as well as global pandemics, could result in declines in business and increases in claims that could adversely affect the company's business, financial condition, and results of operations. The company is exposed to various risks arising out of natural disasters, including earthquakes, hurricanes, fires, floods, landslides, tornadoes, typhoons, tsunamis, hailstorms, explosions, climate events, public health crises, illness, epidemics or pandemic health events. In addition, man-made disasters may occur which include acts of terrorism, military actions, cyber-terrorism, explosions, and biological, chemical or radiological events.

- A decline in ratings for any of the company's insurance or reinsurance subsidiaries could adversely affect its position in the insurance market by making it more difficult to sell its insurance products which would cause premiums and earnings to decrease. If the rating of any of the company's insurance companies is reduced from its current level of "A" (Excellent) by AM Best, the company's competitive position in the insurance industry could suffer, and it could be more difficult to market its insurance products. A downgrade could result in a significant reduction in the number of insurance contracts the company writes and in a substantial loss of business as that business could move to other competitors with higher ratings.

- The company's investment performance may suffer as a result of adverse capital market developments or other factors, which would in turn adversely affect its financial condition and results of operations. The company derives a significant portion of its income from its invested assets, therefore, the company's overall operating results depend, in part, on the performance of its investment portfolio. The company's operating results are subject to a variety of investment risks, including risks relating to general economic conditions, market volatility, interest rate fluctuations, liquidity risk and credit and default risk.

- The company competes with numerous domestic and international insurance and reinsurance companies, mutual companies, specialty insurance companies, underwriting agencies, diversified financial services companies, Lloyd's syndicates, risk retention groups, insurance buying groups, risk securitization products and alternative self-insurance mechanisms.

  The company is facing competition from other standard line companies who are continuing to write risks that traditionally had been written by excess and surplus lines carriers, Bermuda companies who are establishing relationships with wholesale brokers and purchasing carriers, and other excess and surplus lines competitors.

  Competition may take the form of lower prices, broader coverage, greater product flexibility, higher quality services, reputation and financial strength or higher ratings by independent rating agencies. The company differentiates itself from the competition by distributing Wholesale Commercial and InsurTech products that are not readily available in the market. Each of the company's products has its own distinct competitive environment. The company seeks to compete through innovative products, appropriate pricing, niche underwriting expertise, and quality service to policyholders, general agencies and brokers.

SUMMARY

We believe Global Indemnity is entering a new level of profitability based on new business lines and eliminating unprofitable areas of business as well as improved cost controls.

The company is currently selling at a Price/Book value that does not reflect the future growth opportunities for the company over the next 3-5 years. GBLI may likely experience multiple expansion that approaches industry averages. Even with potential volatile earnings that can often be associated with P&C insurance companies, Global Indemnity can continue to add earnings to shareholders equity and increase book value over time.

The company pays a dividend that offers an above market average dividend yield which should offer some level of stability for equity investors. The dividend yield is currently **3.92%.**

Investors may be getting the rare opportunity to get in on the ground floor of a dynamic P&C insurance company that is poised for rapid growth in book value. The company has excess discretionary capital of approximately $240 million to support the growth in equity value. With the company trading at such a large discount to book value, a margin of safety appears to exist at this time.

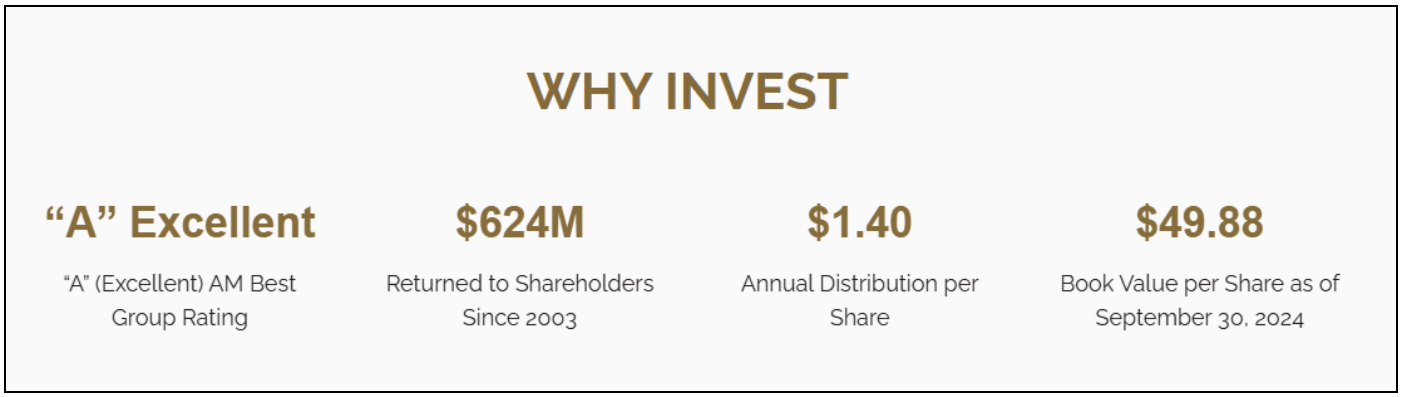

Source: investors.gbli.com

PROJECTED INCOME STATEMENT

Income Statement	Dec-21	Dec-22	Dec-23	Dec-24	Dec-25
Combined Ratio	102.0%	98.9%	99.7%	95.9%	95.6%
Net Written Premiums	**580,068**	**591,331**	**399,319**	**385,166**	**419,830**
Growth	*5.8%*	*1.9%*	*-32.5%*	*-3.5%*	*9.0%*
Net Earned Premiums	**595,610**	**602,471**	**473,357**	**381,173**	**415,477**
Growth	*4.9%*	*1.2%*	*-21.4%*	*-19.5%*	*9.0%*
Net Investment Income	**37,020**	**27,627**	**55,444**	**64,315**	**67,531**
%	*6.2%*	*4.6%*	*11.7%*	*16.9%*	*16.3%*
Investment Gains & Other	**45,638**	**(1,564)**	**(672)**	**1,614**	**1,614**
TOTAL REVENUES	**678,268**	**628,534**	**528,129**	**447,102**	**484,622**
Growth	*16.2%*	*-7.3%*	*-16.0%*	*-15.3%*	*8.4%*
Net losses and loss adjustment expenses	**384,964**	**359,228**	**289,153**	**215,821**	**234,828**
% of sales	*64.6%*	*59.6%*	*61.1%*	*56.6%*	*56.5%*
Acquisition costs and other underwriting expenses	**222,841**	**236,381**	**182,617**	**149,610**	**162,243**
% of sales	*37.4%*	*39.2%*	*38.6%*	*39.2%*	*39.0%*
SG&A	**27,179**	**24,421**	**23,383**	**25,177**	**27,066**
% of sales	*4.6%*	*3.9%*	*4.4%*	*6.6%*	*6.5%*
Amortization	**0**	**0**	**0**	**0**	**0**
% of sales	*0.0%*	*0.0%*	*0.0%*	*0.0%*	*0.0%*
Operating Income	**43,284**	**8,504**	**32,976**	**56,495**	**60,485**
Margin	*6.4%*	*1.4%*	*6.2%*	*12.6%*	*12.5%*
EBITDA	**88,922**	**6,940**	**32,304**	**58,109**	**62,099**
Margin	*14.9%*	*1.2%*	*6.8%*	*15.2%*	*14.9%*
Other Expenses/(Income)	**0**	**3,529**	**0**	**0**	**0**
%	*0.0%*	*0.6%*	*0.0%*	*0.0%*	*0.0%*
EBIT	**43,284**	**4,975**	**32,976**	**56,495**	**60,485**
%	*7.3%*	*0.8%*	*7.0%*	*14.8%*	*14.6%*
Total Interest Exp (net)	**10,481**	**3,004**	**0**	**17**	**17**
%	*1.8%*	*0.5%*	*0.0%*	*0.0%*	*0.0%*
Net Profit Before Tax	**32,803**	**1,971**	**32,976**	**56,478**	**60,468**
%	*5.5%*	*0.3%*	*7.0%*	*14.8%*	*14.6%*
Income Tax	**3,449**	**2,821**	**7,547**	**11,352**	**12,154**
% Effective Rate	*10.5%*	*143.1%*	*22.9%*	*20.1%*	*20.1%*
% Cash Tax Rate	*10.5%*	*143.1%*	*22.9%*	*20.1%*	*20.1%*
Minority Interests or Preferred Stock	**440**	**440**	**440**	**440**	**440**
Net Profit	**28,914**	**(1,290)**	**24,989**	**44,686**	**47,874**
%	*4.9%*	*-0.2%*	*5.3%*	*11.7%*	*11.5%*
Non-recurring income (expense)					
Average Diluted Shares Outstanding	14,664	14,482	13,666	13,750	13,750
Reported FD EPS					
Zacks Cash EPS	**2.00**	**(0.09)**	**1.83**	**3.25**	**3.48**
Zacks EPS	**2.00**	**(0.09)**	**1.83**	**3.25**	**3.48**
Consensus Estimates - EPS					
Dividends P/S	$1.00	$1.00	$1.00	$1.40	$1.40

Source: Zacks analyst

HISTORICAL STOCK PRICE

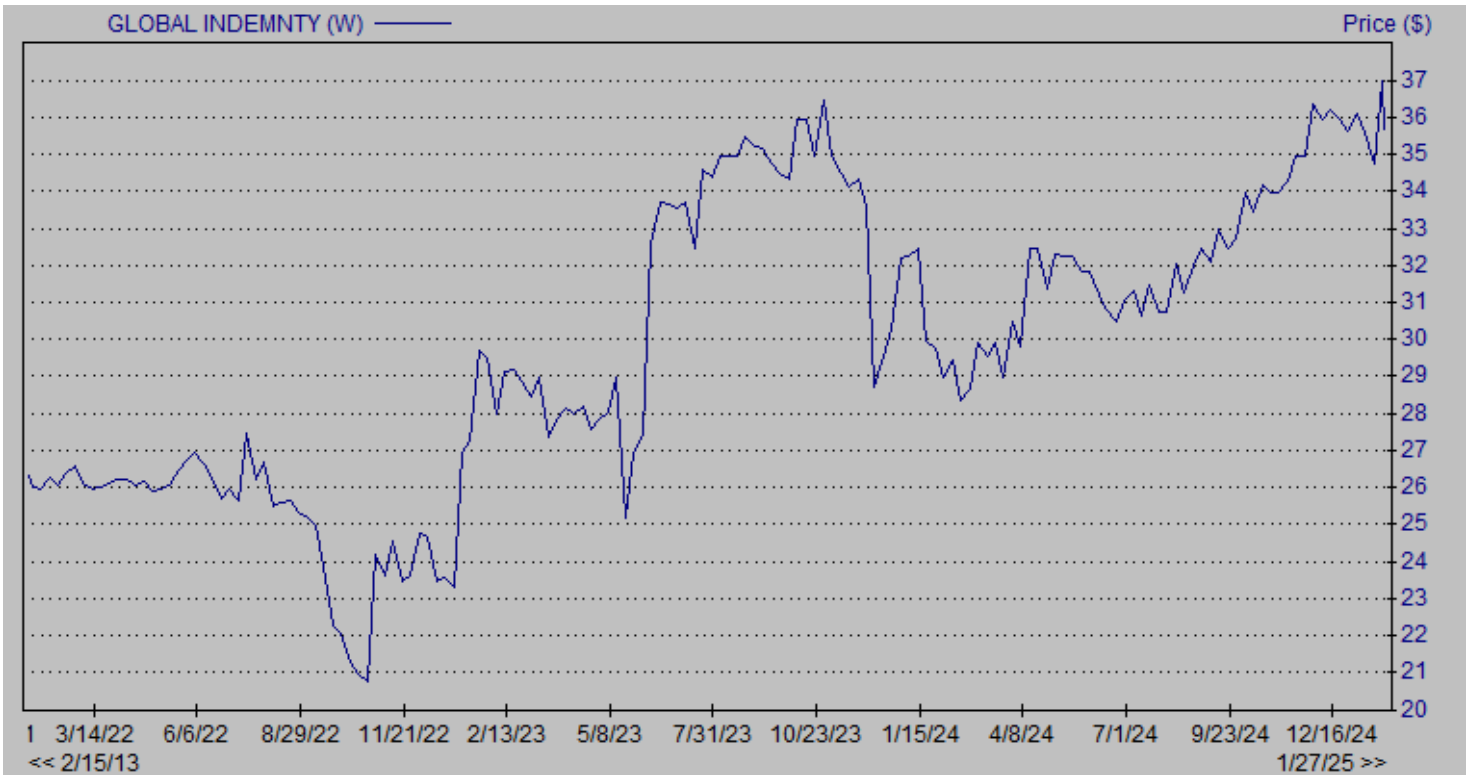

DISCLOSURES

The following disclosures relate to relationships between Zacks Small-Cap Research ("Zacks SCR"), a division of Zacks Investment Research ("ZIR"), and the issuers covered by the Zacks SCR Analysts in the Small-Cap Universe.

ANALYST DISCLOSURES

I, Tom Kerr, hereby certify that the view expressed in this research report accurately reflect my personal views about the subject securities and issuers. I also certify that no part of my compensation was, is, or will be, directly or indirectly, related to the recommendations or views expressed in this research report. I believe the information used for the creation of this report has been obtained from sources I considered to be reliable, but I can neither guarantee nor represent the completeness or accuracy of the information herewith. Such information and the opinions expressed are subject to change without notice.

INVESTMENT BANKING AND FEES FOR SERVICES

Zacks SCR does not provide investment banking services nor has it received compensation for investment banking services from the issuers of the securities covered in this report or article.
Zacks SCR has received compensation from the issuer directly, from an investment manager, or from an investor relations consulting firm engaged by the issuer for providing non-investment banking services to this issuer and expects to receive additional compensation for such non-investment banking services provided to this issuer. The non-investment banking services provided to the issuer includes the preparation of this report, investor relations services, investment software, financial database analysis, organization of non-deal road shows, and attendance fees for conferences sponsored or co-sponsored by Zacks SCR. The fees for these services vary on a per-client basis and are subject to the number and types of services contracted. Fees typically range between ten thousand and fifty thousand dollars per annum. Details of fees paid by this issuer are available upon request.

POLICY DISCLOSURES

This report provides an objective valuation of the issuer today and expected valuations of the issuer at various future dates based on applying standard investment valuation methodologies to the revenue and EPS forecasts made by the SCR Analyst of the issuer's business.
SCR Analysts are restricted from holding or trading securities in the issuers that they cover. ZIR and Zacks SCR do not make a market in any security followed by SCR nor do they act as dealers in these securities. Each Zacks SCR Analyst has full discretion over the valuation of the issuer included in this report based on his or her own due diligence. SCR Analysts are paid based on the number of companies they cover. SCR Analyst compensation is not, was not, nor will be, directly or indirectly, related to the specific valuations or views expressed in any report or article.

ADDITIONAL INFORMATION

Additional information is available upon request. Zacks SCR reports and articles are based on data obtained from sources that it believes to be reliable, but are not guaranteed to be accurate nor do they purport to be complete. Because of individual financial or investment objectives and/or financial circumstances, this report or article should not be construed as advice designed to meet the particular investment needs of any investor. Investing involves risk. Any opinions expressed by Zacks SCR Analysts are subject to change without notice. Reports or articles or tweets are not to be construed as an offer or solicitation of an offer to buy or sell the securities herein mentioned.

CANADIAN COVERAGE

This research report is a product of Zacks SCR and prepared by a research analyst who is employed by or is a consultant to Zacks SCR. The research analyst preparing the research report is resident outside of Canada, and is not an associated person of any Canadian registered adviser and/or dealer. Therefore, the analyst is not subject to supervision by a Canadian registered adviser and/or dealer, and is not required to satisfy the regulatory licensing requirements of any Canadian provincial securities regulators, the Investment Industry Regulatory Organization of Canada and is not required to otherwise comply with Canadian rules or regulations.