OmniAb®

OmniAb, Inc.

Nasdaq: OABI

May 11, 2023



Disclaimer

We caution you that this presentation contains forward-looking statements.

All statements other than statements of historical facts contained in this presentation, including statements regarding our future results of operations and financial position, expected cash runway, business strategy, our expectations regarding the application of, and the rate and degree of market acceptance of, our technology platform and other technologies, our expectations regarding the addressable markets for our technologies, including the growth rate of the markets in which we operate, the timing of the initiation or completion of preclinical studies and clinical trials by our partners, expectations regarding product approvals and potential for future revenue growth, launches by our partners and the timing thereof, the anticipated introduction of new technologies and innovations and enhancement of our technology stack, the continued innovation around and the expected performance of our technologies, the ability to add new partners and programs, and the potential for and timing of receipt of milestones and royalties under our license agreements with partners, are forward-looking statements. In some cases, you can identify forward-looking statements by terms such as "may," "will," "should," "expect," "plan," "anticipate," "could," "intend," "target," "project," "contemplates," "believes," "estimates," "predicts," "potential" or "continue" or the negative of these terms or other similar expressions. The inclusion of forward-looking statements should not be regarded as a representation by us that any of our plans will be achieved. Actual results may differ from those set forth in this presentation due to the risks and uncertainties inherent in our business, including, without limitation:; our future success is dependent on acceptance of our technology platform by new and existing partners, as well as on the eventual development, approval and commercialization of products developed by our partners for which we have no control over the development plan, regulatory strategy or commercialization efforts; biopharmaceutical development is inherently uncertain, risks arising from changes in technology; the competitive environment in the life sciences and biotechnology platform market; our failure to maintain, protect and defend our intellectual property rights; difficulties with performance of third parties we will rely on for our business; regulatory developments in the United States and foreign countries; unstable market and economic conditions, including adverse developments with respect to financial institutions and associated liquidity risk, may have serious adverse consequences on our business, financial condition and stock price; we may use our capital resources sooner than we expect; the anticipated benefits of our separation from Ligand Pharmaceuticals may not be achieved and costs and challenges in transitioning to becoming a stand-alone public company; and other risks described in our press releases and filings with the SEC. You are cautioned not to place undue reliance on these forward-looking statements, which speak only as of the date made, and except as required by applicable law, we do not plan to publicly update or revise any forward-looking statements contained herein, whether as a result of any new information, future events, changed circumstances or otherwise. All forward-looking statements are qualified in their entirety by this cautionary statement, which is made under the safe harbor provisions of the Private Securities Litigation Reform Act of 1995.

Information regarding partnered products and programs comes from information publicly released by our partners.

This presentation also contains estimates and other statistical data made by independent parties and by us relating to market size and growth and other data about the antibody industry. This data involves a number of assumptions and limitations, and you are cautioned not to give undue weight to such estimates. In addition, projections, assumptions, and estimates of our future performance and the future performance of the markets in which we operate are necessarily subject to a high degree of uncertainty and risk.

Our Business

LEVERAGING OUR PROPRIETARY DISCOVERY TECHNOLOGY PLATFORM WORLDWIDE

Industry's Only 4-Species Platform

Transgenic animals for fully human and bispecific antibody discovery

One of the Largest Greenfields in the Pharma Industry

$279 billion total addressable market for antibodies by 2025

POISED FOR GROWTH TO MEET A GLOBAL INDUSTRY NEED

Leading and Proven Technology

70 partners have access to OmniAb antibodies
301 programs with 3 product approvals

Innovation and Intelligent Expansion of Our Technology

New technology launches in 2023

Sources: Clarivate Analytics Cortellis database.

OmniAb

Mission

Our mission is to enable the rapid development of innovative therapeutics by **pushing the frontiers of drug discovery technologies**.

OmniAb

Antibodies and Industry Demand

HIGHER CLINICAL SUCCESS RATES FOR ANTIBODY MEDICINES DRIVE OUR INDUSTRY'S NEED FOR DISCOVERY TECHNOLOGY

Increasing Antibody Market

- **$279B in antibody sales by 2025** (up from ~$238B in 2022)
- **51 blockbuster antibodies in 2022**
- 5 best-selling antibodies had **~$75B of sales in 2022**

Higher Success Rates

Type of Drug	Clinical Success Rates(1)
Small Molecules	7.5%
Antibodies	**12.1%**

Historical success rates for antibodies are **significantly higher** than small molecules

Acceleration of Regulatory Approvals (FDA and EMA)

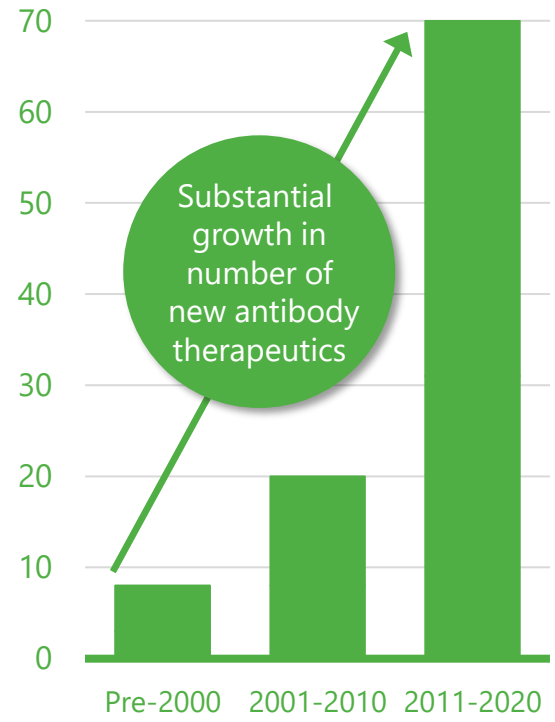

Sources:
Clarivate Analytics Cortellis database. Tables of approved mAbs and antibodies in review available at: https://www.antibodysociety.org/resources/approved-antibodies/
(1) Defined as composite success rate of clinical development from Phase I trials to Approval, data from 2011-2020. Source: BIO | QLS Advisors | Informa Feb 2021 Report.

OmniAb

Growth of Partner Programs

PROGRESSION AND PERFORMANCE IN PROGRAMS BY STAGE OF DEVELOPMENT

21 as of 2016(1)

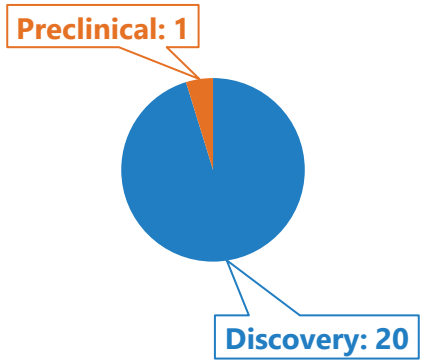

301 Active Programs as of 03/31/2023

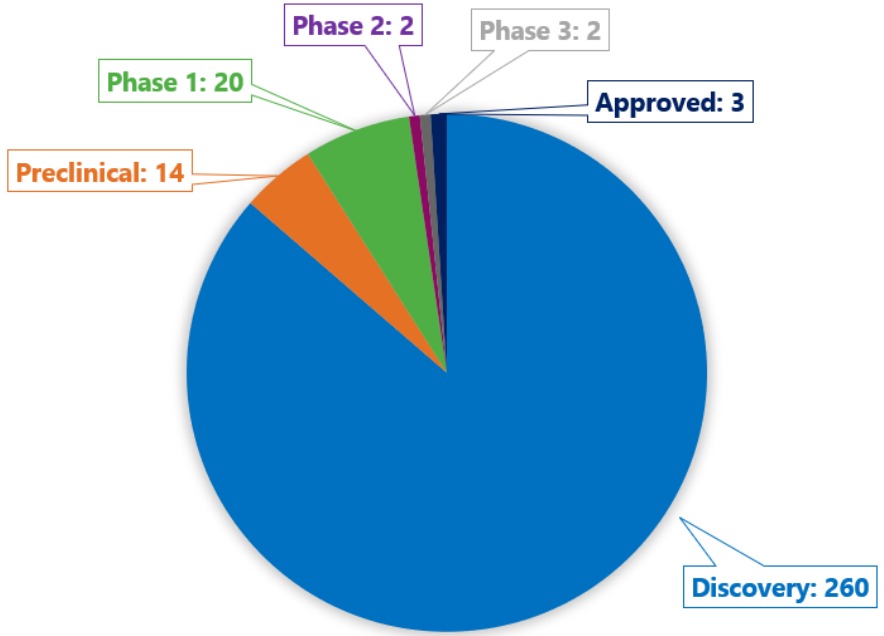

Substantial progress in all phases, increase in discovery programs expected to feed growth in new clinical programs and future approvals

(1) Estimated at the time of acquisition of OMT, Inc.

OmniAb

Performance Indicators

SIGNIFICANT GROWTH IN ACTIVE PARTNERS AND ACTIVE PROGRAMS

- New license and revenue sharing agreement signed in Q1 with Scripps
- Strong annual growth in key performance indicators continues, net of attrition
  - **Active Partners:**(1) ~18% CAGR 2016 through 2022
  - **Active Programs:**(2) ~25% CAGR 2016 through 2022
- Metrics position our business for growth

Number of Active Partners

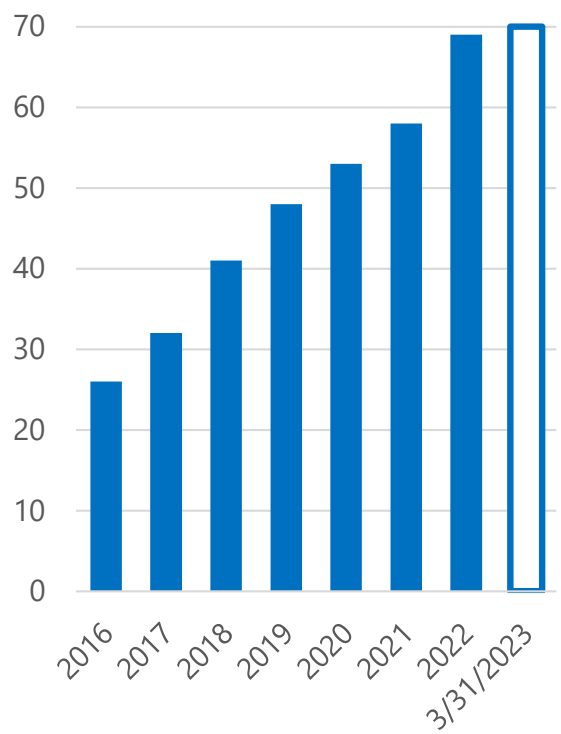

Number of Active Programs

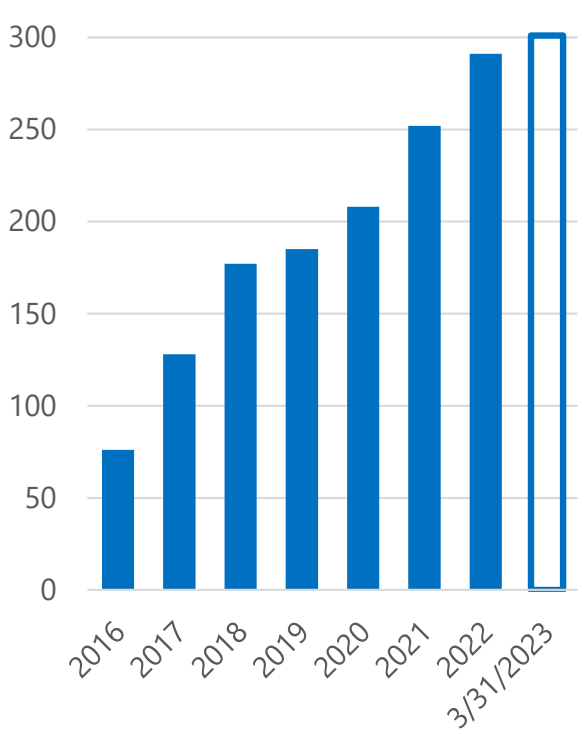

(1) Represents the unique number of partners that have an active program or have executed a license agreement in advance of initiating an active program.
(2) Represents programs for which research work has commenced or an antigen is introduced into our animals and remains so as long as the program is actively being developed or commercialized.

OmniAb

Select OmniAb Partners

>65 COMPANIES CURRENTLY HAVE ACCESS TO OMNIAB ANTIBODIES

AMGEN

Aptevo™ Therapeutics

Boehringer Ingelheim

基石药业 CSTONE PHARMACEUTICALS

Genmab

GigaGen A Grifols Company

gloria 誉衡生物 BIOSCIENCES

janssen

MERCK

ONO ONO PHARMACEUTICAL CO.,LTD.

Pfizer

sanofi

Seagen®

symphogen a Servier Company

Takeda

WuXi Biologics Global Solution Provider

Performance Indicators

ACTIVE CLINICAL PROGRAMS AND APPROVED PRODUCTS

- New program entered the clinic in Q1 2023
  - ***SGN-BB228 (Seagen):*** Anti-CD228 x 4-1BB Anticalin
- Based on dialog with partners, we see potential for approximately 3-5 new entries into clinical development for novel OmniAb-derived antibodies in 2023
- Partner progression also showing the flexibility of our platform, with an increasing number of formats and modalities in clinical or preclinical development

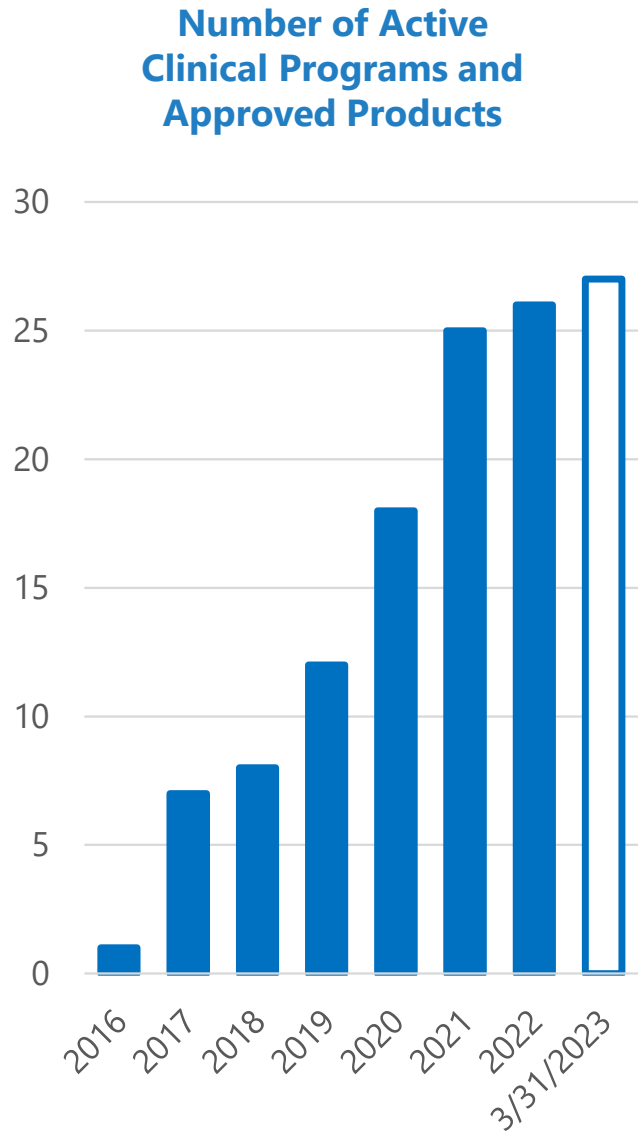

Q1 2023 and Recent Updates

SELECT RECENT DEVELOPMENTS SHOW CONTINUED PARTNER MOMENTUM

Batoclimab

FcRn

HANALL BIOPHARMA | HARBOUR BIOMED | IMMUNOVANT

- Ongoing studies in:
  - Myasthenia Gravis (P3)
  - Thyroid Eye Disease (P3)
  - Chronic Inflammatory Demyelinating Polyneuropathy (P2b)
  - Graves' Disease (P2)

IMVT-1402

FcRn

HANALL BIOPHARMA | IMMUNOVANT

- Next-gen FcRn antagonist
- Immunovant expects SAD/MAD Phase 1 data in second half of 2023

SGN-BB228

CD228x4-1BB

Seagen

- An investigational costimulatory bispecific molecule composed of a CD228-directed antibody and 4-1BB directed Anticalins
- Seagen announced Phase 1 study now enrolling in advanced melanoma and other solid tumors

Reference: Partner and Company disclosures

The OmniAb Platform

LICENSES TO OUR TECHNOLOGY PLATFORM ARE STRUCTURED TO ALIGN ECONOMIC AND SCIENTIFIC INTERESTS WITH OUR PARTNERS

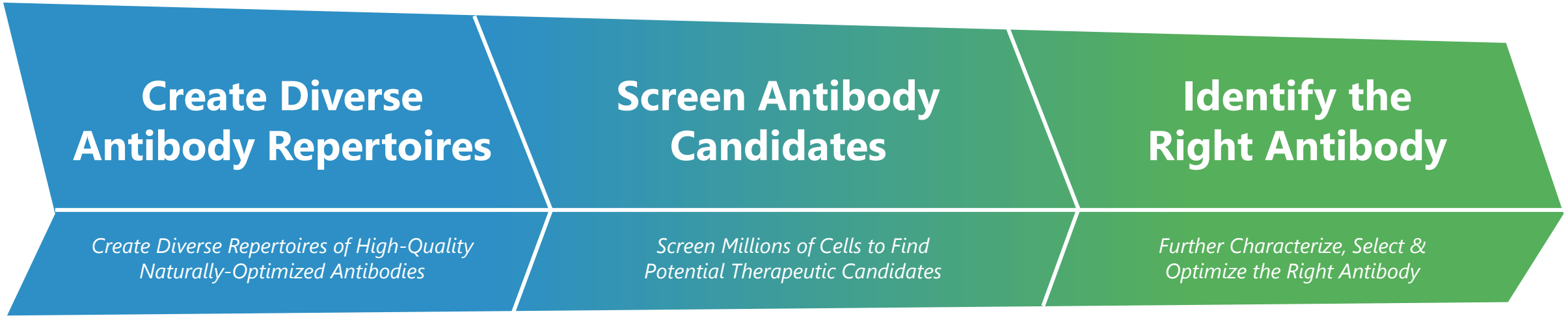

Technology offering addresses critical industry needs and is paired with our highly specialized and efficient operations

We leverage our proprietary and differentiated technologies, rather than commoditized industry services that are widely available from CROs or built into big pharma

The OmniAb Technology Offering

Technologies

Create Diverse Antibody Repertoires

Create Diverse Repertoires of High-Quality Naturally-Optimized Antibodies

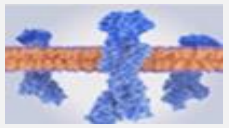

Computational Antigen Design & Proprietary Reagents

OmniRat® OmniChicken® OmniMouse®

Robust Antibodies for Any Target

OmniFlic® OmniClic®

Bispecific Antibody Generation

OmniTaur™

Cow-inspired Antibodies for Difficult Targets

Screen Antibody Candidates

Screen Millions of Cells to Find Potential Therapeutic Candidates

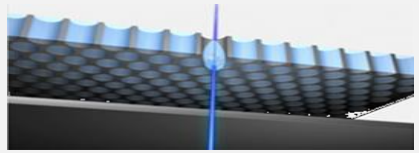

xPloration®

High-Throughput Single Cell Screening



Gel Encapsulated Microenvironment (GEM) Single Cell Screening

Identify the Right Antibody

Further Characterize, Select & Optimize the Right Antibody

- *Custom Bioinformatics*
- *Next Generation Sequencing (NGS) Hit Expansion*





- *Comprehensive Functional Characterization*
- *Proprietary Ion Channel Assays*

Technology offering addresses the most critical challenges of antibody discovery

What is *Biological Intelligence*™?

- We believe that antibodies generated *in vivo* are superior to ones from other sources because they are **naturally optimized** through an iterative process that preferentially selects for antibodies with excellent specificity and developability profiles
- The ability of the immune system in our engineered transgenic animals to create optimized antibodies for human therapeutics is what we call ***Biological Intelligence***
- We believe this approach **increases the efficiency and probability of success** of therapeutic antibody discovery and may help limit the attrition of antibody product candidates in the clinic

The OmniAb Platform

Antibody Generation Technologies

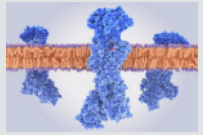

Computational Antigen Design & Proprietary Reagents

OmniRat OmniMouse OmniChicken

Antibodies for Any Target

OmniFlic OmniClic

Bispecific Antibody Generation

OmniTaur

Cow-inspired Antibodies for Difficult Targets

We believe generating **large and diverse** repertoires of high-quality antibodies increases the likelihood of **discovering the antibody** with the **most desirable therapeutic characteristics**

- *Industry's only 4-species platform*
- *3 approved and 24 active clinical-stage antibodies*
- *A rich heritage of genetic engineering advancements*
- *Carefully designed transgenes for robust response*
- *Bispecific and cow-inspired technologies enable next-generation therapeutics*

Rodent Platforms

OmniRat OmniMouse

- Endogenous Ig genes inactivated
- Expression of full human V gene diversity
- Streamlined conversion into fully human molecule

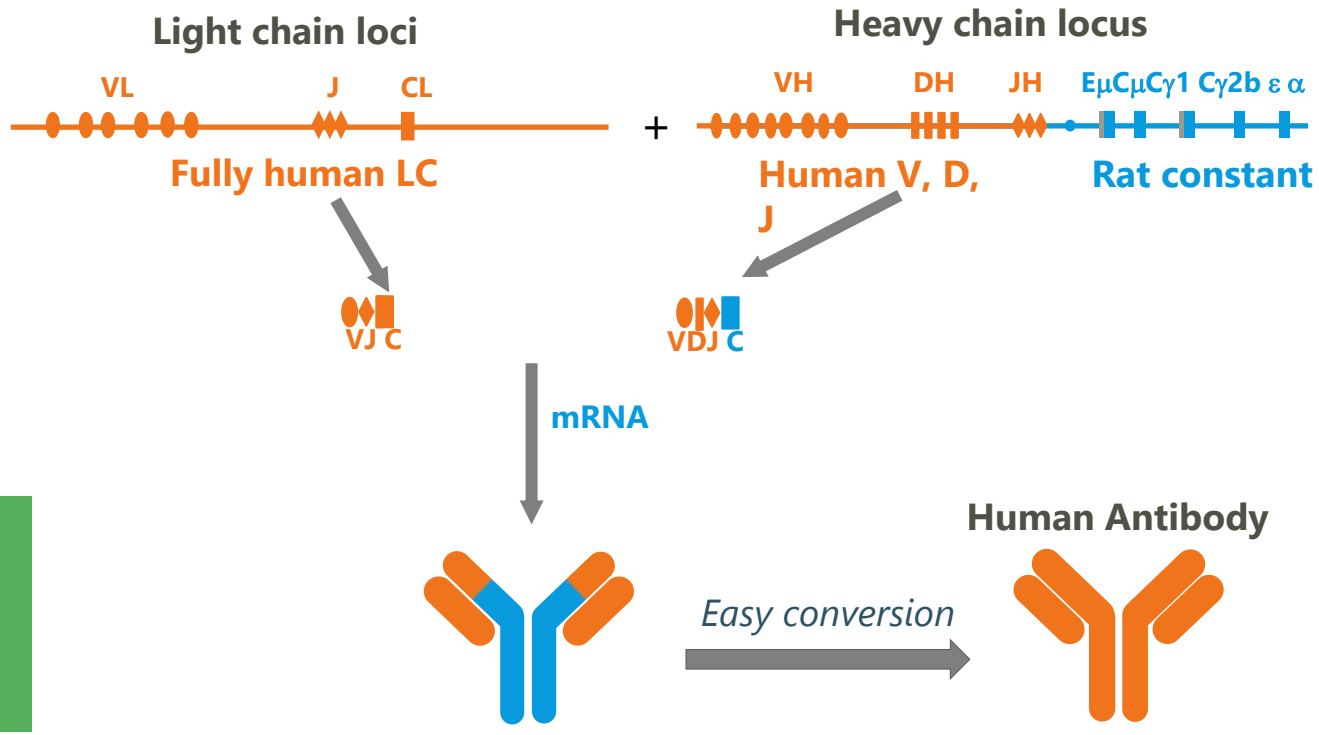

Well-validated transgene design utilizes rodent constant regions for robust immune responses from the B-cell repertoire

Geurts et al. ***Science*** 2009
Ménoret et al. ***Eur J Immunol*** 2010
Osborn et al. ***J. Immunol***. 2013

OmniChicken

POWERED BY EVOLUTION

OmniChicken

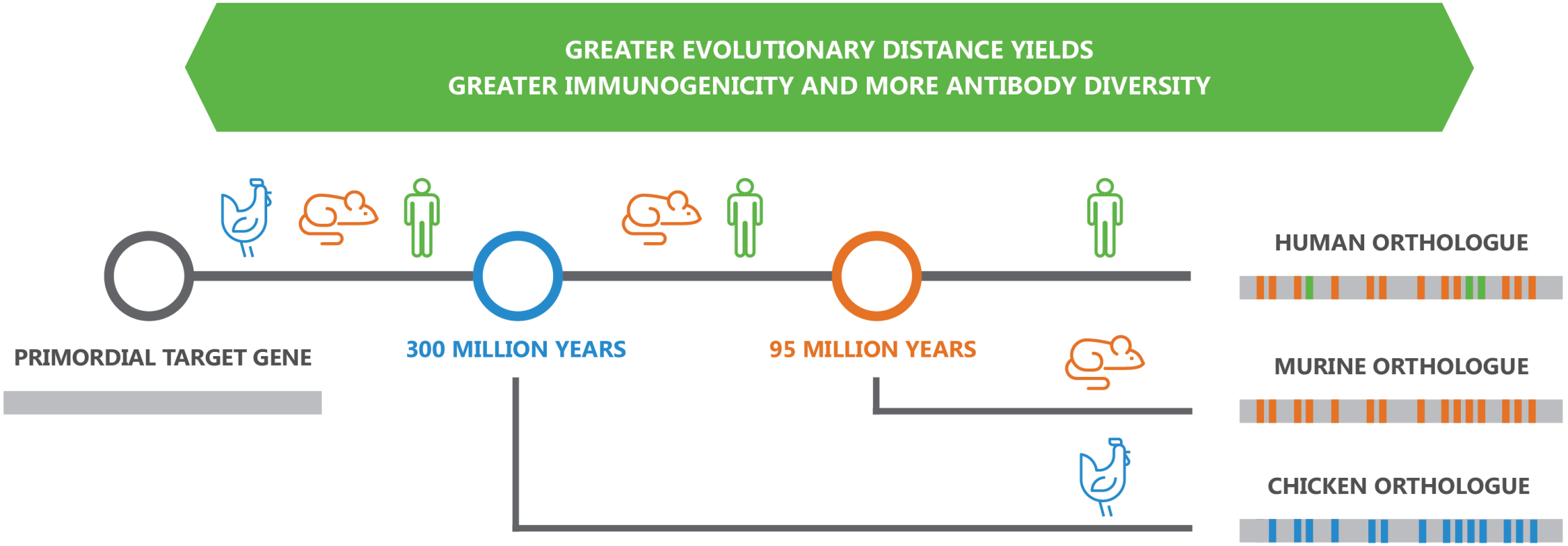

OmniTaur: Ultralong CDRH3s Create Novel Binding Domains

UNIQUE STRUCTURAL FEATURES OF ULTRALONG H3 ANTIBODIES

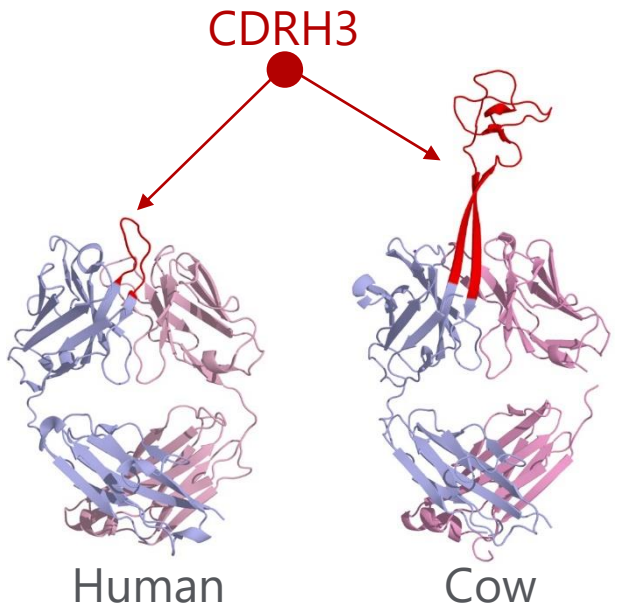

- Novel structure may enable targeting epitopes unreachable by standard antibodies
- Long H3 domains can be expressed on human VH framework, or alone as ~5kD Picobodies™

OmniTaur

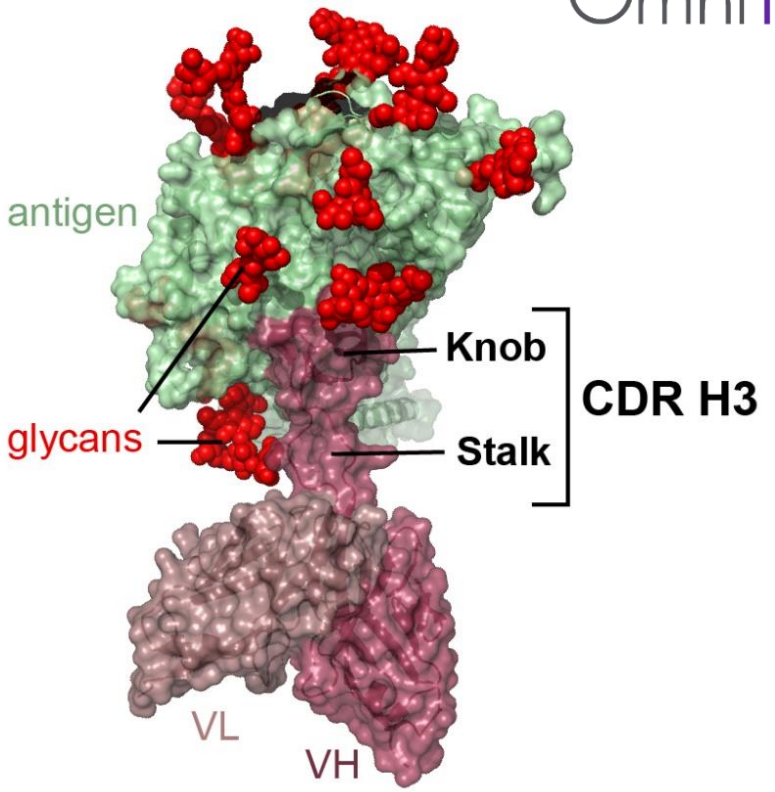

Stanfield, et.al. Sci Adv (2020) 6(20): eaba0468.

OmniAb

Common Light Chain Platforms for Bispecific Antibodies

STANDARD IgG FORMAT TO DE-RISK DOWNSTREAM DEVELOPMENT†

Bispecifics are a growing area of therapeutics (20% of mAbs in clinic)

~30% of new OmniAb programs seek to use OmniFlic or OmniClic

OmniFlic®

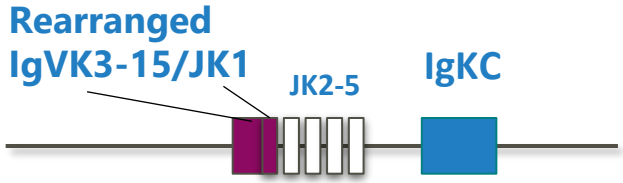

Rearranged human VK3-15 light chain combined with diversifying heavy chain

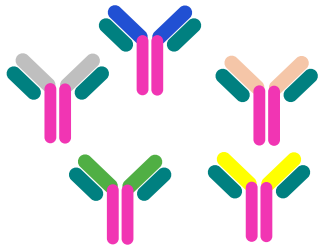

OmniClic®



"Germlining" human VK3-15 light chain combined with diversifying heavy chain

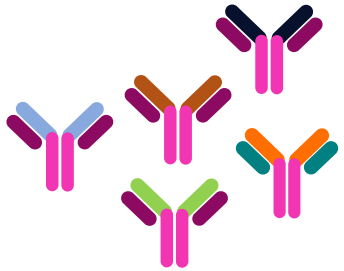

Monospecific IgG

Simple reformatting from monospecific into bispecific for efficient production



Bispecific IgG

Common light chain for OmniFlic and OmniClic allows interchangeability between the platforms

†The Evolution of Bispecifc Antibodies, Nimish Gera
https://doi.org/10.1080/14712598.2022.2040987

OmniAb®

Antibody Repertoires

NUMEROUS OPTIONS AVAILABLE TO ADDRESS DIVERSE PARTNER OBJECTIVES

Host	V genes	Structural and immunological features	Benefits for therapeutics discovery and development
OmniMouse	• Full human V gene diversity • Choice of light chain isotype	• Diverse V gene usage and mixed genetic backgrounds	• Widely accessible and flexible workflows
OmniRat	• Full human V gene diversity • Choice of light chain isotype	• Diverse V gene usage and mixed genetic backgrounds • Distinctive target recognition	• Industry standard • Widely accessible and flexible workflows • Extensive track record
OmniChicken	• Single framework • VH3/VK3 or VH3/VL1	• Evolutionarily divergent host system for robust immune responses	• Diverse and new epitope coverage • High homology targets • Excellent physical properties
OmniFlic	• Full human VH gene diversity with non-diversifying VK3	• Fixed light chain for bispecific applications	• Bispecific applications leveraging standard IgG format
OmniClic	• Single framework • VH3/non-diversifying VK3	• Fixed light chain for bispecific applications	• Diverse epitope coverage • Excellent physical properties • Ease of manufacturing
OmniTaur	• Single framework • VH4/VL1	• Ultralong CDR-H3's for enormous structural diversity	• Access cryptic epitopes • Unique modalities (*Picobodies*™) • Building blocks for multispecific molecules

Screening Platforms

Create Diverse Antibody Repertoires | Screen Antibody Candidates | Identify the Right Antibody

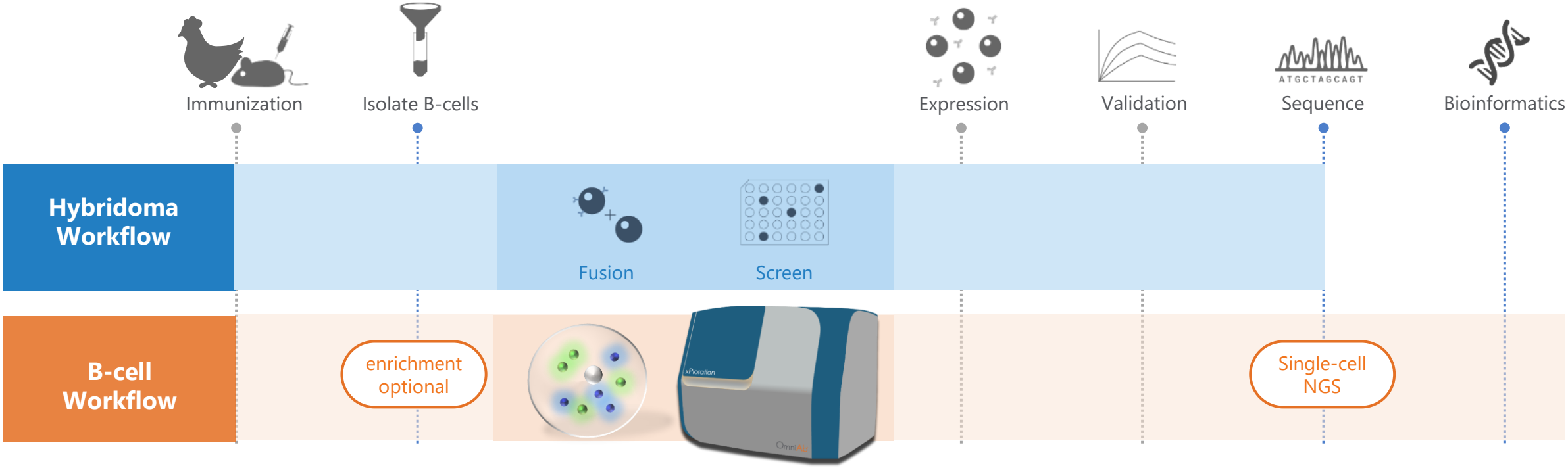

Our powerful single B-cell screening technologies, ***xPloration®*** **and GEM assay**, **bypass bottlenecks of hybridoma workflows**

AI-driven multi-parameter screening of **tens of millions** of cells in **hours instead of weeks**

Technologies enable **screening against difficult targets**: GPCRs, ion channels and surface antigens

OmniAb

The OmniAb Platform

Our discovery teams are flexibly positioned to work closely with partners to identify the right antibody

- Data from multi-parameter screening and performance assays used in combination with bioinformatics
- NGS hit expansion to identify variant antibodies with improved characteristics
- High-throughput epitope binning and kinetics analysis, and target-specific functional assays
- Proprietary assays for ion channel and transporter targets

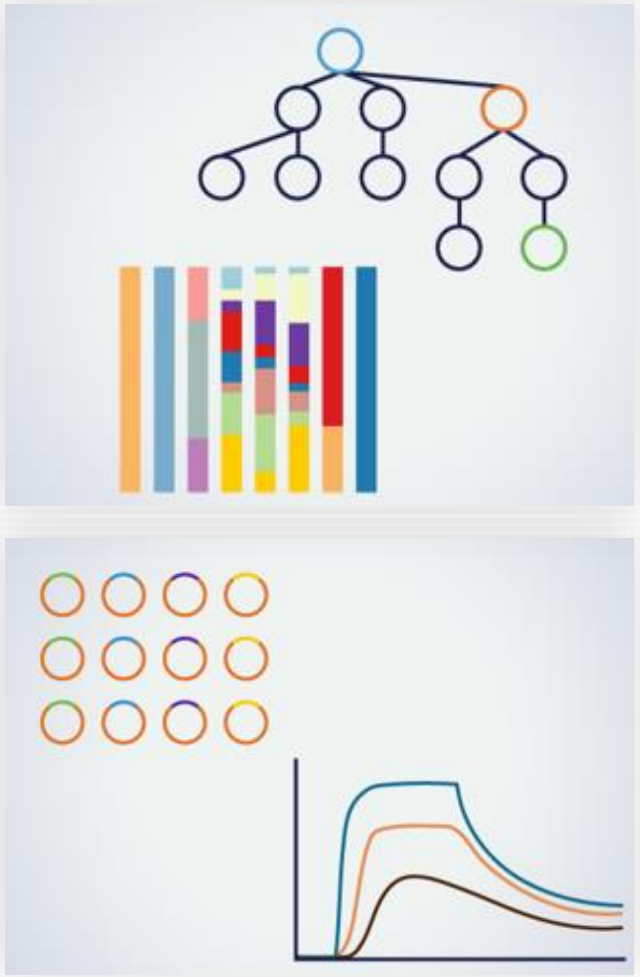

Ion Channels and Transporters

WE HAVE EXTENSIVE BIOLOGICAL CAPABILITIES FOR ION CHANNELS AND TRANSPORTERS

Proprietary cell lines enable high-speed antigen production

Proprietary assays leveraged for discovery and characterization of antibodies

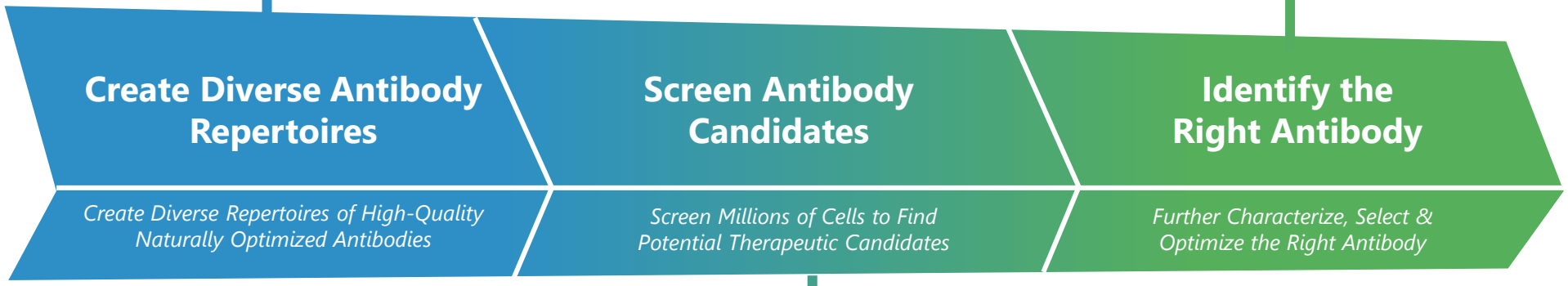

Cutting-edge assays facilitate high-throughput screens in our GEM and *xPloration*® platforms

Within OmniAb, Inc. are differentiated capabilities for viable *target-to-lead* delivery for difficult and high-value ion channel and transporter targets

OmniAb®

Leveraging *Biological Intelligence*™ with Computational Tools

Biological Intelligence

OmniRat
OmniChicken
OmniMouse
OmniTaur
OmniFlic
OmniClic

Differentiated sources of antibody sequences

Model-aided optimization

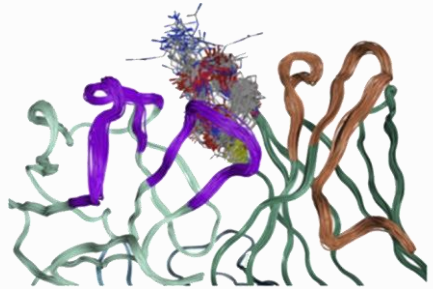

- Antibody homology modeling
- Computational antibody optimization

***In silico* developability**

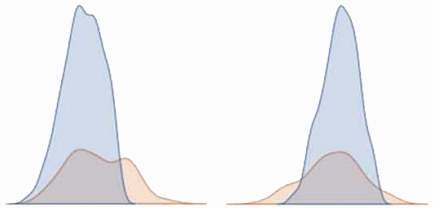

- Sequence liability assessment
- Comparison to clinical antibodies
- Structure-based calculations

Sequence databases and bioinformatics

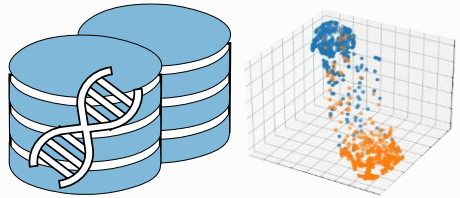

- Customized cloud-based antibody sequence databases
- Large-scale repertoire analysis

Launching OmniDeep at PEGS-Boston



OmniDeep is a suite of *in silico* tools for therapeutic discovery and optimization that are woven throughout OmniAb, Inc.'s various technologies and capabilities.

These tools include structural modeling, large multi-species antibody databases, molecular dynamics simulations, AI, and machine and deep learning sequence models, and more. OmniDeep facilitates rapid identification of candidates with the right affinity, specificity, and developability profiles, to make drug development more effective and efficient.

Active Programs by Antibody Source Technology

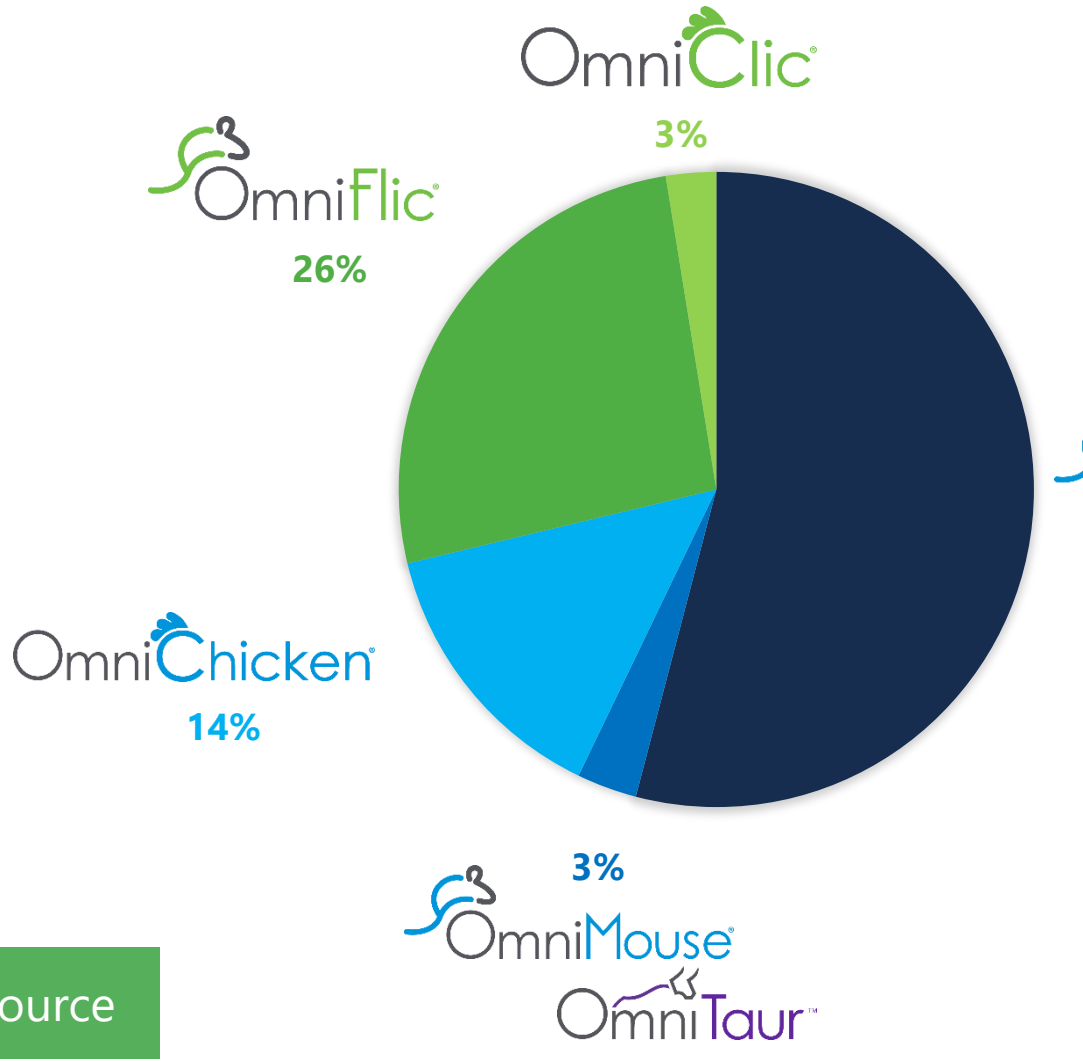

Significant diversity of source

As of 3/31/2023, Combination of sources allocated to contributing source used based on percentage of end therapeutic

OmniAb

Diverse Formats and Modalities of Clinical Molecules

THREE NEW FORMATS INTRODUCED TO CLINIC IN RECENT MONTHS

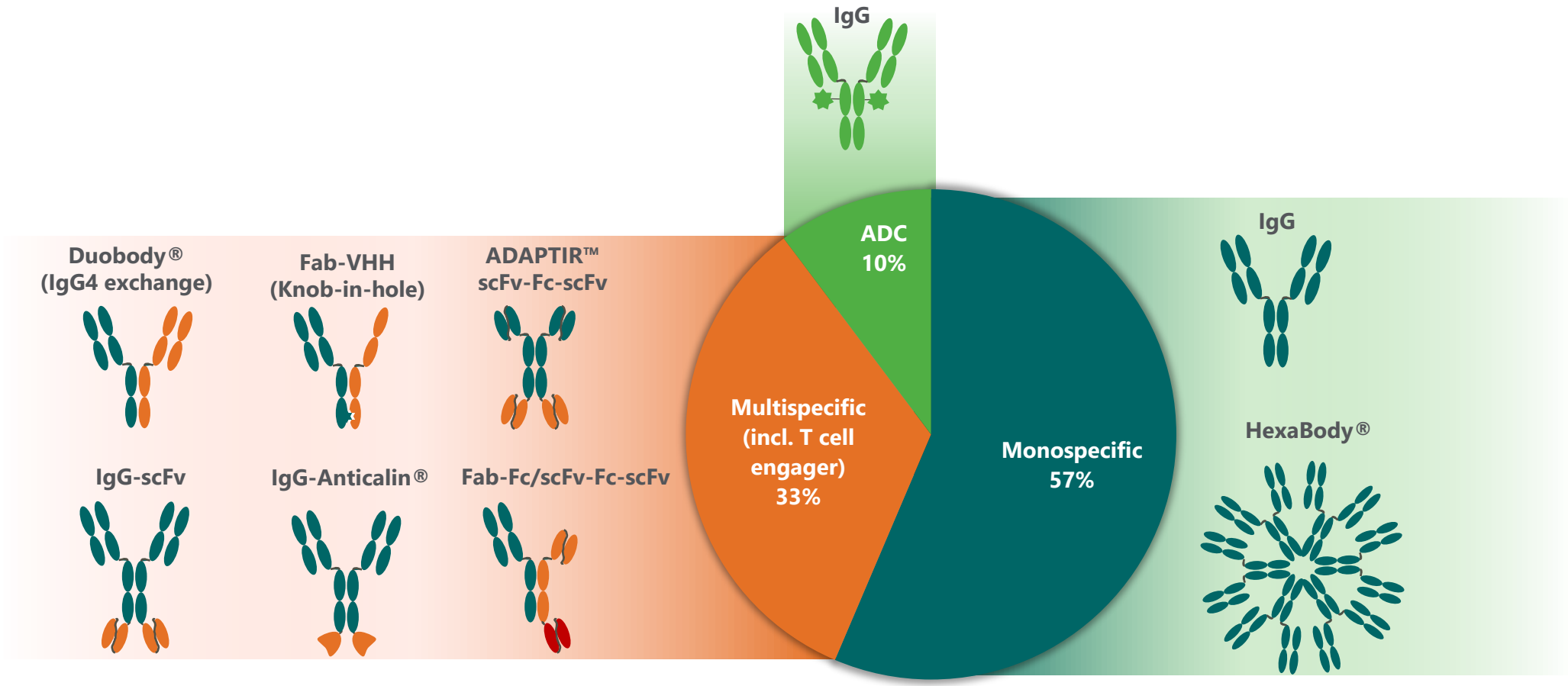

Duobody and Hexabody are registered trademarks of Genmab
ADAPTIR is a trademark applied for by Aptevo
Anticalin is a registered trademark of Pieris Pharmaceuticals

OmniAb

Intellectual Property Advantage

PARTNERS FILING PATENTS ON OMNIAB-DERIVED ANTIBODIES CAN CREATE DIVERSE AND DURABLE ROYALTY STREAMS AND A LENGTHY IP TAIL

Over 300 patents issued worldwide

- We maintain a broad intellectual property estate with multiple long duration patent families covering each major element of our technology platform
- Licenses are structured so that royalties are linked to the patents for the antibodies discovered with OmniAb, thereby creating a lengthy coverage tail

Antibody Patent Applications Filed by Partners

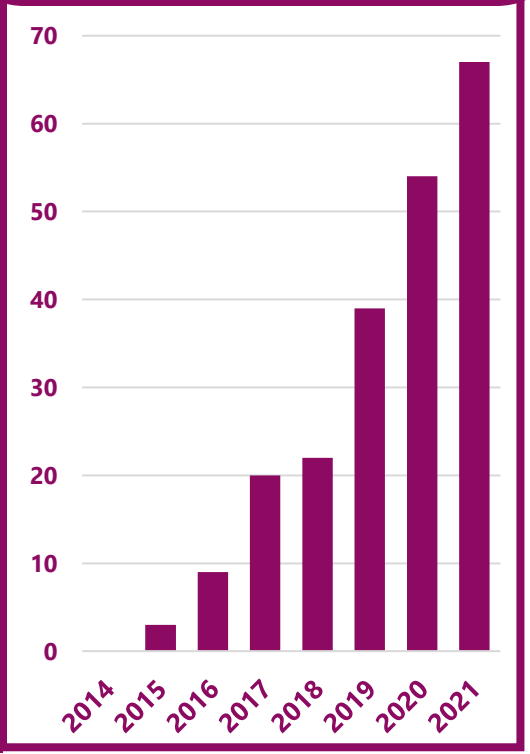

>65 patent filings by our partners claiming an OmniAb-derived antibody as primary invention, with expiries up to 2041

Patents include: WO2015167293A1, WO2017020291A1, WO2017024515A1, WO2017024146A1, WO2017031104A1, WO2017053748A2, WO2017059196A2, WO2017059243A2, WO2017079121A2, WO2017178493A1, WO2017192567A1, WO2017223111A1, WO2018054241A1, US20180105600A1, WO2018057802 A1, WO2018069500A2, WO2018091661A1, WO2018095932A1, WO2018119016A1, WO2018119246A1, WO2018162749A1, WO2019094265A1, WO2019158645A1, WO2019164891A1, WO2019165982A1, WO2019179391A1, WO2019179422A1, WO2019196868A1, WO2019202041A1, WO2019214624A1, WO2019220368A1, WO2019224711A2, WO2019224713A2, WO2019224717A2, WO2020028479A1, WO2020093023A1, WO2020093024A2, WO2020097099A1, WO2020119719A1, WO2021194481A1, WO2020206251A1, WO2020202097A1, US10968280B2, WO2021019386A1 ,WO2021030488A1, WO2021044005A1, WO2021059075A1, WO2021078219A1, WO2021092196A9, WO2021089704A1, WO2021093764A1, WO2021093849A1, WO2021101975A1, WO2021102173A1, WO2021140222A1, WO2021154761A1, WO2021156326A1, WO2021171257A1, WO2021181366A1, WO2021185934A1, WO2021205361A1, WO2021209495A1, US20210363273A1, WO2022024024A2, WO2022048883A1, WO2022037662A1, WO2022121966A1

OmniAb®

Business Model

OUR AGREEMENTS ARE STRUCTURED TO ALIGN ECONOMIC AND SCIENTIFIC INTERESTS WITH OUR PARTNERS

License partnerships designed to include:

- *Upfront/Access fees*
- *Potential Collaboration/Service fees*
- *Milestones*
- *Royalties on commercial sales*

Illustrative Antibody Deal Structure

Profile A

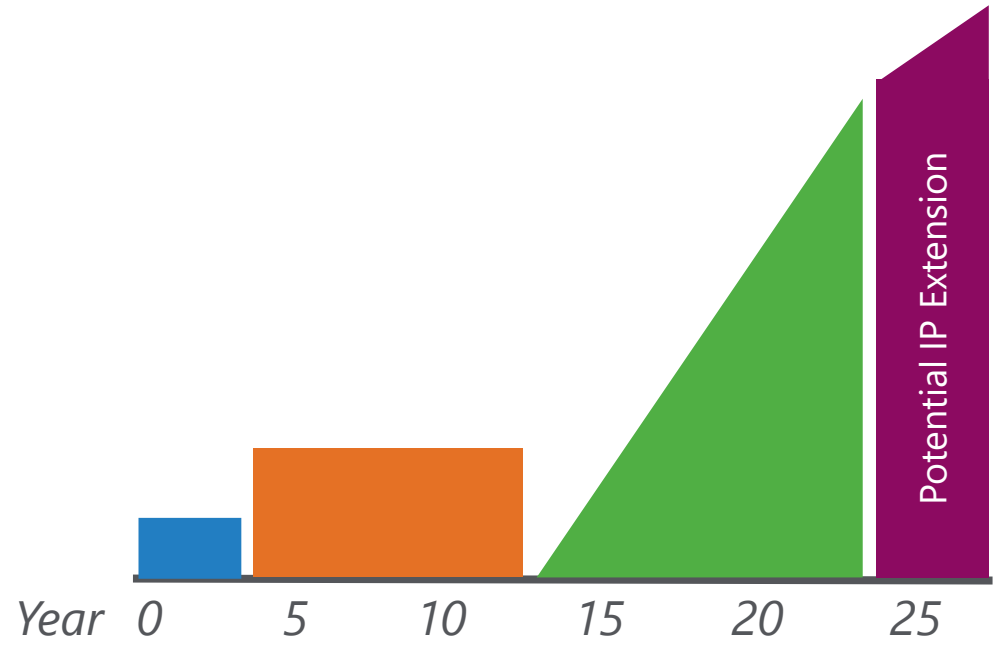

Collaboration/ Access Fees: ~$1M - $2M

Clinical & Regulatory Milestones: ~$10M - $20M

Royalties: ~Low Single Digits

Profile B

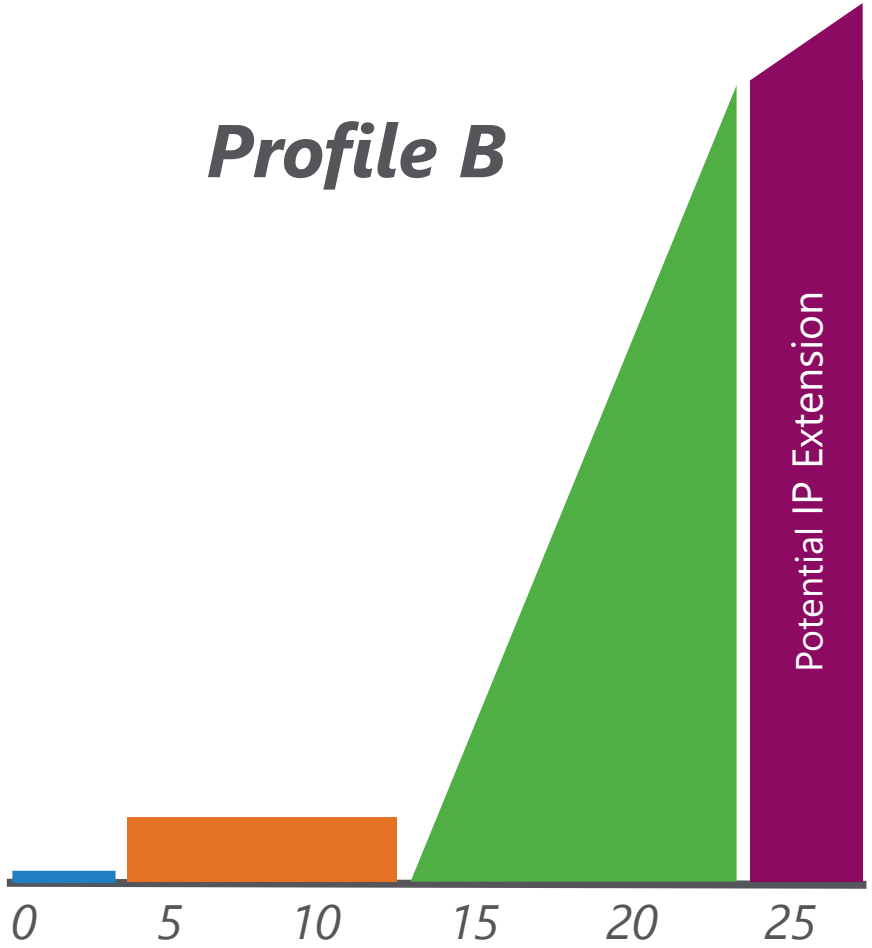

Collaboration/ Access Fees: ~$100k - $500k

Clinical & Regulatory Milestones: ~$5M - $15M

Royalties: ~Mid Single Digits

Notes: Deal Economics have evolved over time. Unique deal structures may also be used (e.g., equity stakes, risk-sharing, buy-in options, etc.).
Not representative of *Icagen Ion Channel Technology* deal structures.

OmniAb

First Quarter 2023 Financial Results

($ Millions)	Q1 2023	Q1 2022	Variance
License and milestone revenue	$ 12.6	$ 4.1	$ 8.5
Service revenue	4.0	5.3	(1.3)
Royalty revenue	0.3	0.3	0.1
Total revenues	**16.9**	**9.6**	**7.3**
Research & development	13.8	10.8	3.0
General & administrative	8.2	4.1	4.1
Amortization of intangibles	3.4	3.4	(0.0)
Other operating (income)/expense, net	0.0	(0.4)	0.5
Total operating expenses	**25.4**	**17.8**	**7.5**
Income/(loss) from operations	**(8.5)**	**(8.2)**	**(0.2)**
Other income (expense)	1.3	0.0	1.3
Income/(loss) before income taxes	(7.1)	(8.2)	1.1
Income tax (expense) benefit	1.0	1.9	(0.9)
Net income/(loss)	**($ 6.1)**	**($ 6.3)**	**$ 0.2**
Net income/(loss) per share, basic and diluted	**($0.06)**	**($0.08)**	
Shares used in diluted per share calculation	99.2	82.6	

Table includes rounded figures. Please reference press release dated 5/11/23 for more detailed information.

OmniAb

Balance Sheet Summary

in Millions	March 31, 2023	December 31, 2022
ASSETS		
Current assets:		
Cash & investments	$ 113.6	$ 88.3
Accounts receivable, net	1.8	30.3
Other current assets	5.7	6.4
Goodwill & intangible assets	248.3	251.2
PPE & leases	40.3	41.5
Other assets	3.3	3.6
Total assets	**$ 413.0**	**$ 421.2**
LIABILITIES AND STOCKHOLDERS' EQUITY		
A/P & accrued exp	$ 9.9	$ 12.0
Contingent liabilities	6.2	8.1
Deferred revenue	9.9	12.5
Operating lease liabilities	25.9	25.8
Deferred income taxes, net	20.4	21.3
Other Liabilities	0.0	0.0
Stockholders' equity:	340.8	341.4
Total liabilities and stockholders' equity	**$ 413.0**	**$ 421.2**

Business is close to break-even cash flow

Expect to end 2023 with slightly more cash than 12/31/22 cash balance

Current cash balance and cash from operations expected to provide sufficient capital to fund operations for foreseeable future

OmniAb

Quarterly Results

($ Millions)	Q1 '22	Q2 '22	Q3 '22	Q4 '22	Q1 '23
License and milestone revenue	$ 4.1	$ 2.3	$ 1.4	$ 31.1	$ 12.6
Service revenue	5.3	4.7	4.9	3.9	4.0
Royalty revenue	0.3	0.1	0.6	0.4	0.3
Total revenues	**9.6**	**7.2**	**6.9**	**35.3**	**16.9**
Research & development	10.8	11.5	13.2	12.9	13.8
General & administrative	4.1	5.0	5.6	10.2	8.2
Amortization of intangibles	3.4	3.1	3.3	3.3	3.4
Other operating (income)/expense, net	(0.4)	0.2	(0.2)	(0.1)	0.0
Total operating expenses	**17.8**	**19.8**	**21.8**	**26.3**	**25.4**
Income/(loss) from operations	**(8.2)**	**(12.6)**	**(14.9)**	**9.0**	**(8.5)**
Other income (expense)	0.0	0.0	0.0	0.6	1.3
Income/(loss) before income taxes	(8.2)	(12.6)	(14.9)	9.6	(7.1)
Income tax (expense) benefit	1.9	2.3	2.3	(2.8)	1.0
Net income/(loss)	**($ 6.3)**	**($ 10.3)**	**($ 12.6)**	**$ 6.8**	**($ 6.1)**

Table includes rounded figures.

OmniAb

FY 2022 Financial Results

($ Millions)	FY21	FY22	Variance
License and milestone revenue	$ 14.7	$ 38.9	$ 24.3
Service revenue	20.1	18.8	(1.3)
Royalty revenue	0.0	1.4	1.4
Total revenues	**34.7**	**59.1**	**24.3**
Research & development	39.2	48.4	9.1
General & administrative	16.9	24.9	8.0
Amortization of intangibles	13.0	13.0	0.1
Other operating (income)/expense, net	1.2	(0.6)	(1.8)
Total operating expenses	**70.4**	**85.7**	**15.4**
Income/(loss) from operations	**(35.6)**	**(26.6)**	**9.0**
Other income (expense)	1.3	0.6	(0.7)
Income/(loss) before income taxes	(34.4)	(26.1)	8.3
Income tax (expense) benefit	7.3	3.7	(3.6)
Net income/(loss)	**($ 27.0)**	**($ 22.3)**	**$ 4.7**
Net income/(loss) per share, basic and diluted	**$ (0.33)**	**$ (0.26)**	
Weighted average shares outstanding	82.6	85.3	

Table includes rounded figures. Please reference press release dated 3/30/23 for more detailed information.

OmniAb

Share Information – as of 3/31/23

(in millions)	
Basic Share Count	**99.3**
Total Earnout Shares	**16.3**
RSU/Options/Warrants	
Employee Unvested RSU/PS	1.7
Employee Options	18.7
Public/Private Warrants	19.0
Total RSU/Options/Warrants	**39.5**
Total Potential Shares	**155.0**

- Basic Shares
  - Common Shares Outstanding/Public Float
- Earnout Shares
  - 50% vest at $12.50, 50% vest at $15.00
  - VWAP of stock for 20 out of 30 consecutive trading days at each respective level for vesting to occur
  - Expire 11/1/27
- Warrants
  - Expire 11/1/27, $11.50 strike price

Management



Matt Foehr
Chief Executive Officer
Board Member Viking Therapeutics
Former Exec at Ligand Pharmaceuticals, GlaxoSmithKline, Stiefel Labs, Connetics Corp.



Kurt Gustafson
Chief Financial Officer
Board Member Xencor, Inc
Former CFO/Exec at Spectrum Pharmaceuticals, Halozyme Therapeutics, Amgen



Charles Berkman
Chief Legal Officer
Former General Counsel at Ligand Pharmaceuticals, Attorney at Baker & McKenzie, Lyon & Lyon



Bill Harriman, PhD
SVP, Antibody Discovery
Co-Founder/CSO, Crystal Bioscience
Trellis, Roche, Abgenix
UCSF-Immunology, Haas MBA



Christel Iffland, PhD
SVP, Antibody Technologies
Former Associate Director at Merck KGaA / EMD Serono
Co-inventor of Avelumab
Dana Farber, Albert Einstein College



Marie-Cecile Van De Lavoir, PhD, DVM
SVP, Technical Operations & Genetics
Co-Founder/COO, Crystal Bioscience
Origen Therapeutics, Inventor Germ Cell Technology Fulbright Scholar, UCSF, Utrecht, Guelph, Cornell



Doug Krafte, PhD
SVP, Ion Channels
Former Exec at Icagen Inc., Pfizer Pain & Sensory Disorders, Boehringer Ingelheim, Aurora Biosciences
Univ. Rochester, Vanderbilt

Board of Directors



Carolyn Bertozzi, PhD
Professor of Humanities & Sciences
Stanford University
Investigator HHMRI
2022 Nobel Laureate
Board Member Alnylam
Former Board Member Eli Lilly,
Founder of multiple companies
S&T Chair, Nom/Gov



Sarah Boyce
CEO, Avidity
Former Akcea Therapeutics, Ionis Pharmaceuticals, Forest Labs
HC&C Chair



Jennifer Cochran, PhD
Professor of Bioengineering
Stanford University
Founder of multiple companies, including xCella Biosciences
Nom/Gov Chair, AC, S&T



John Higgins
OmniAb, Inc. Board Chair
CEO and Board Member, Ligand Pharmaceuticals
Former CFO, Connetics Corp.
Board Member Bio-Techne
HC&C



Sunil Patel
Public & Private Biotech Executive
Former Abgenix, Gilead, BiPar and OncoMed
AC Chair, HC&C, S&T



Josh Tamaroff
Partner, Avista Capital Partners
Barclays Capital
Lehman Brothers
AC, Nom/Gov



Matt Foehr
Chief Executive Officer
Board Member Viking Therapeutics
Former Exec at Ligand Pharmaceuticals, GlaxoSmithKline, Stiefel Labs, Connetics Corp.

OmniAb

Our Key Areas of Focus Going Forward

WE BELIEVE WE ARE WELL-POSITIONED FOR FUTURE GROWTH WHILE WE MAKE AN ENDURING AND SIGNIFICANT IMPACT ON THE INDUSTRY AND GLOBAL HUMAN HEALTH

We Leverage a Highly Scalable Business where Investments in Technologies and Innovation are Informed by Discovery Relationships with our Partners

- Partnered Pipeline Development, Expansion and Advancement
- Continued Workflow Versatility Initiatives
- Expanding the Reach of our Platform
- New Technology Development
  Incl. new animal and computational innovations

A FOCUS ON KEY STAKEHOLDERS IS AT OUR FOUNDATION

Team:
Strong culture; hire, develop, motivate the best

Partners:
Focus on customer service and future needs

Investors:
Superior business execution to create value

Community:
Lead with integrity and responsibility



For more information, please visit www.omniab.com

OmniAb's History

CUTTING-EDGE PLATFORM BUILT FROM >15 YEARS OF INVESTMENT AND STRATEGIC ACQUISITIONS

2008

OMT, Inc. Founded

Development of *OmniRat/OmniFlic/OmniMouse* & 16 partnerships signed

2016

Acquired OMT

OmniRat
OmniMouse
OmniFlic

2017

Acquired Crystal Bioscience

OmniChicken

2018

Acquired Ab Initio
(Computationally-Powered Antigen Design)

2019

Acquired Icagen

ICAGEN
ION CHANNEL TECHNOLOGY

2020

Acquired xCella

xPloration

Acquired Taurus

OmniTaur

Intelligent Expansion, Internal Investment and R&D

- *Next-generation animals (Bispecifics, Heavy-Chain, etc.)*
- *Expanded state-of-the-art labs and facilities and added capacity*
- *AI-powered single-cell microcapillary and in silico platform expansion*

Strategically built tech platform to optimally harness the power of *Biological Intelligence*™

OmniAb

Approved and Clinical-Stage Partner Pipeline as of 03/31/2023

THREE APPROVED PRODUCTS AND 24 ACTIVE CLINICAL-STAGE ANTIBODIES

Partner	Program	Source Animal	Therapy Area	Target	Phase 1	Phase 2	Phase 3	Registration	Approved
gloria / ARCUS / GILEAD	Zimberelimab	OmniRat	Oncology	PD-1					
基石药业 / Pfizer	Sugemalimab	OmniRat	Oncology	PD-L1					
janssen	Teclistamab	OmniRat	Oncology	BCMA x CD3					
HANALL / HARBOUR / IMMUNOVANT	Batoclimab	OmniRat	Immunology	FcRn					
Genentech	Tiragolumab	OmniRat	Oncology	TIGIT					
Genmab / BIONTECH	GEN1046	OmniRat	Oncology	PD-L1 x 4-1BB					
MERCK	M6223	OmniRat	Oncology	TIGIT					
Aptevo	APVO436	OmniMouse	Oncology	CD123 x CD3					
janssen	JNJ-70218902	OmniRat	Oncology	Undisclosed					
janssen	JNJ-78306358	OmniRat	Oncology	HLA-G x CD3					
Genmab	GEN1047	OmniRat	Oncology	B7H4 x CD3					
CTTQ	S095017	OmniRat	Oncology	LAG-3					
symphogen	S095018	OmniRat	Oncology	TIM-3					
symphogen	S095024	OmniRat	Oncology	CD73					
symphogen	S095029	OmniRat	Oncology	NKG2A					
abbvie	ABBV-383	OmniFlic	Oncology	BCMA x CD3					
AstraZeneca	TNB-486	OmniFlic	Oncology	CD19 x CD3					
AMGEN	AMG 340	OmniFlic	Oncology	PSMA x CD3					
SalubrisBio	SAL003	OmniRat	Metabolic	PCSK9					
CURON	CN1	OmniRat	Oncology	Undisclosed					
Zhilkang Hongyi	Undisclosed	OmniRat	Oncology	Undisclosed					
Boehringer Ingelheim	Undisclosed	OmniChicken	Undisclosed	Undisclosed					
Undisclosed	Undisclosed	OmniRat	Gastrointestinal	Undisclosed					
MERCK	M9140	OmniRat	Oncology	CEACAM-5					
Genmab / BIONTECH	GEN1053	OmniRat	Oncology	CD27					
janssen	JNJ-79635322	OmniRat	Oncology	Undisclosed					
Seagen	SGEN-BB228	OmniRat	Oncology	CD228 x 4-1BB					

Animal launch year: OmniRat 2012; OmniMouse 2014; OmniFlic 2014; OmniChicken 2016; OmniClic 2019; OmniTaur 2020

Notes: Most advanced status for each program shown. Zimberelimab and Sugemalimab are approved and marketed in China. Teclistamab is approved and marketed in the US and EU with $35M launch milestones paid.

Indicates program with fully paid license from OMT, Inc. prior to acquisition.

Programs discovered by Teneobio under a fully paid license. Future programs discovered under license agreement are subject to downstream economics.

OmniAb