OmniAb®

OmniAb, Inc.

Nasdaq: OABI

August 10, 2023



Disclaimer

We caution you that this presentation contains forward-looking statements.

All statements other than statements of historical facts contained in this presentation, including statements regarding our future results of operations and financial position, expected cash runway, business strategy, our expectations regarding the application of, and the rate and degree of market acceptance of, our technology platform and other technologies, our expectations regarding the addressable markets for our technologies, including the growth rate of the markets in which we operate, the timing of the initiation or completion of preclinical studies and clinical trials by our partners, expectations regarding product approvals and potential for future revenue growth, launches by our partners and the timing thereof, the anticipated introduction of new technologies and innovations and enhancement of our technology stack, the continued innovation around and the expected performance of our technologies and the opportunities they may create, the ability to add new partners and programs, and the potential for and timing of receipt of milestones and royalties under our license agreements with partners, are forward-looking statements. In some cases, you can identify forward-looking statements by terms such as "may," "will," "should," "expect," "plan," "anticipate," "could," "intend," "target," "project," "contemplates," "believes," "estimates," "predicts," "potential" or "continue" or the negative of these terms or other similar expressions. The inclusion of forward-looking statements should not be regarded as a representation by us that any of our plans will be achieved. Actual results may differ from those set forth in this presentation due to the risks and uncertainties inherent in our business, including, without limitation: our future success is dependent on acceptance of our technology platform by new and existing partners, as well as on the eventual development, approval and commercialization of products developed by our partners for which we have no control over the development plan, regulatory strategy or commercialization efforts; biopharmaceutical development is inherently uncertain, risks arising from changes in technology; the competitive environment in the life sciences and biotechnology platform market; our failure to maintain, protect and defend our intellectual property rights; difficulties with performance of third parties we will rely on for our business; regulatory developments in the United States and foreign countries; unstable market and economic conditions, including adverse developments with respect to financial institutions and associated liquidity risk, may have serious adverse consequences on our business, financial condition and stock price; we may use our capital resources sooner than we expect; and other risks described in our press releases and filings with the SEC. You are cautioned not to place undue reliance on these forward-looking statements, which speak only as of the date made, and except as required by applicable law, we do not plan to publicly update or revise any forward-looking statements contained herein, whether as a result of any new information, future events, changed circumstances or otherwise. All forward-looking statements are qualified in their entirety by this cautionary statement, which is made under the safe harbor provisions of the Private Securities Litigation Reform Act of 1995.

Information regarding partnered products and programs comes from information publicly released by our partners.

This presentation also contains estimates and other statistical data made by independent parties and by us relating to market size and growth and other data about the antibody industry. This data involves a number of assumptions and limitations, and you are cautioned not to give undue weight to such estimates. In addition, projections, assumptions, and estimates of our future performance and the future performance of the markets in which we operate are necessarily subject to a high degree of uncertainty and risk.

Our Business

LEVERAGING OUR PROPRIETARY DISCOVERY TECHNOLOGY PLATFORM WORLDWIDE

Technology Offering Addresses Most Critical Challenges of Discovery

Create, Screen, Deliver antibodies leveraging industry's only 4-species platform with differentiated tech and core competencies

One of the Largest Greenfields in the Pharma Industry

$279 billion total addressable market for antibodies by 2025

POISED FOR GROWTH TO MEET A GLOBAL INDUSTRY NEED

Leading and Proven Technology

74 partners have access to OmniAb antibodies
305 active programs with 3 product approvals

Innovation and Intelligent Expansion of Our Technology

New technology launches in 2023 – OmniDeep™, OmnidAb™

Sources: Clarivate Analytics Cortellis database.

Mission

Our mission is to enable the rapid development of innovative therapeutics by **pushing the frontiers of drug discovery technologies**.

OmniAb

Antibodies and Industry Demand

HIGHER CLINICAL SUCCESS RATES FOR ANTIBODY MEDICINES DRIVE OUR INDUSTRY'S NEED FOR DISCOVERY TECHNOLOGY

Increasing Antibody Market

- **$279B in antibody sales by 2025** (up from ~$238B in 2022)
- **51 blockbuster antibodies in 2022**
- 5 best-selling antibodies had **~$75B of sales in 2022**

Higher Success Rates

Type of Drug	Clinical Success Rates(1)
Small Molecules	7.5%
Antibodies	**12.1%**

Historical success rates for antibodies are **significantly higher** than small molecules

Acceleration of Regulatory Approvals (FDA and EMA)

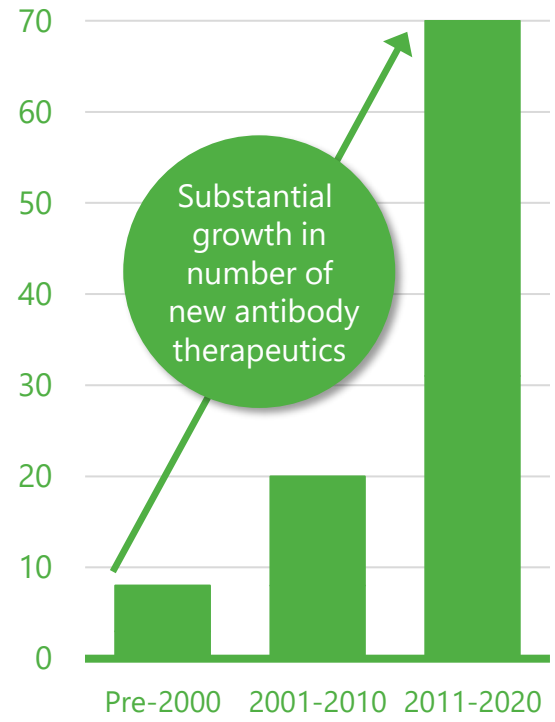

Sources:
Clarivate Analytics Cortellis database. Tables of approved mAbs and antibodies in review available at: https://www.antibodysociety.org/resources/approved-antibodies/
(1) Defined as composite success rate of clinical development from Phase I trials to Approval, data from 2011-2020. Source: BIO | QLS Advisors | Informa Feb 2021 Report.

OmniAb

Growth of Partner Programs

PROGRESSION AND PERFORMANCE IN PROGRAMS BY STAGE OF DEVELOPMENT

21 Active Programs as of 2016(1)

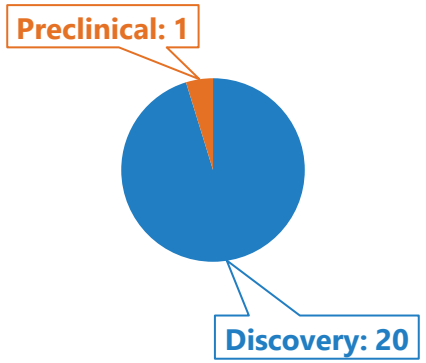

305 Active Programs as of 06/30/2023

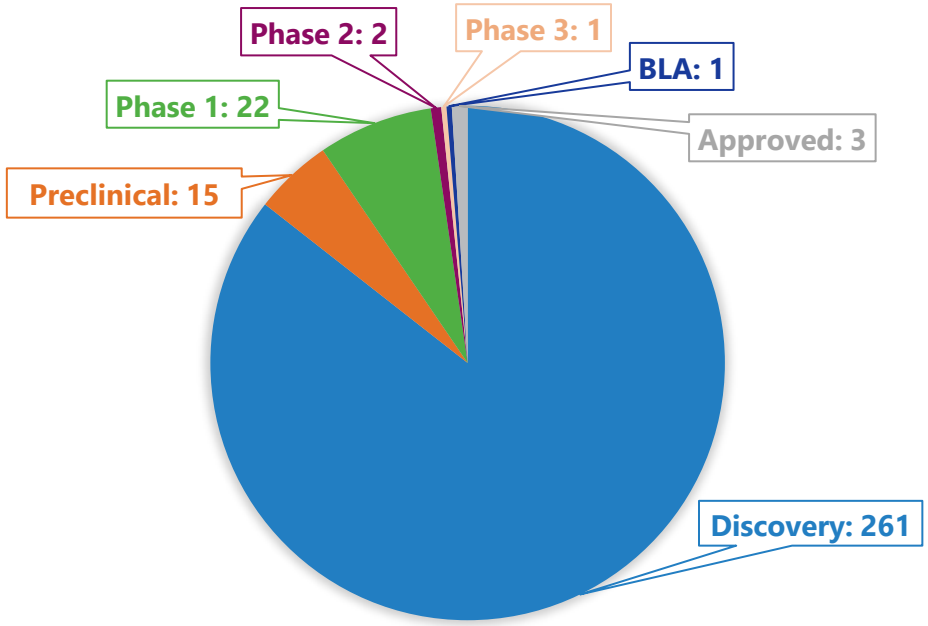

Substantial progress in all phases, increase in discovery programs expected to feed growth in new clinical programs and future approvals

(1) Estimated at the time of acquisition of OMT, Inc.

OmniAb

Performance Indicators

SIGNIFICANT GROWTH IN ACTIVE PARTNERS AND ACTIVE PROGRAMS

- 4 new license agreements signed in Q2
  - New platform license agreements with Merck & Co. Inc., Neurocrine Biosciences Inc., Stanford University, and Seattle Children's Hospital
- Strong annual growth in key performance indicators continues, net of attrition
  - **Active Partners:**(1) ~18% CAGR 2016 through 2022
  - **Active Programs:**(2) ~25% CAGR 2016 through 2022
- Metrics position our business for growth

Number of Active Partners

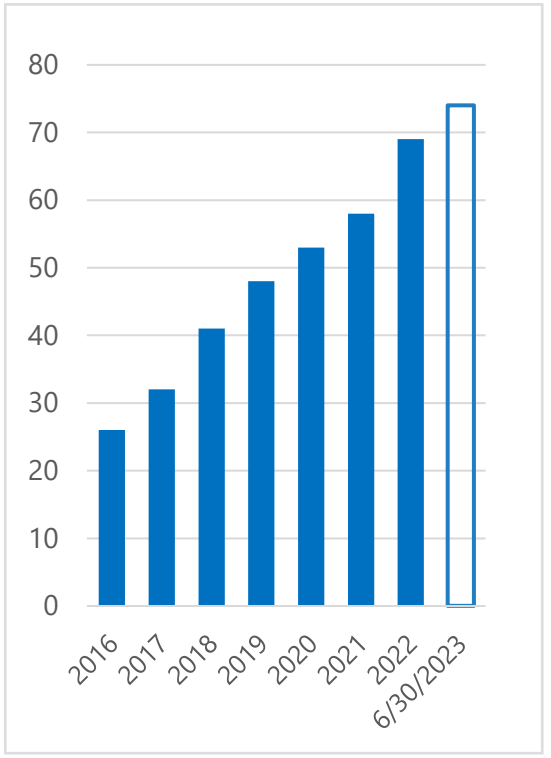

Number of Active Programs

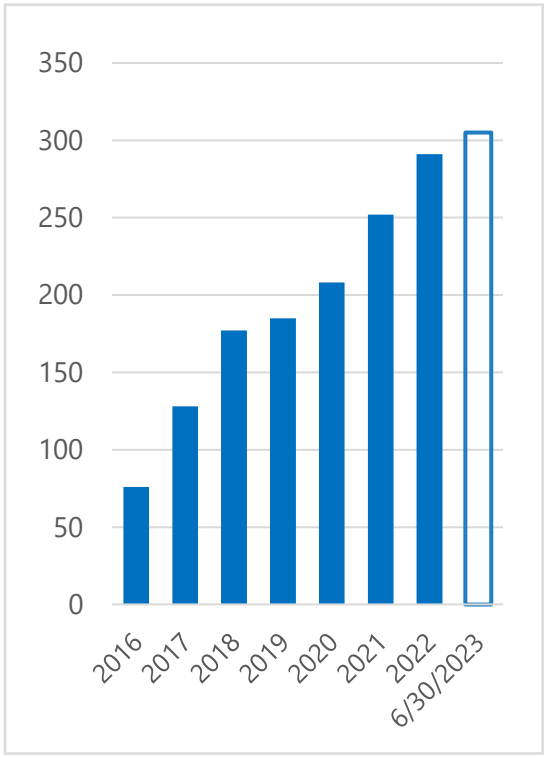

(1) Represents the unique number of partners that have an active program or have executed a license agreement in advance of initiating an active program.
(2) Represents programs for which research work has commenced or an antigen is introduced into our animals and remains so as long as the program is actively being developed or commercialized.

OmniAb

Select OmniAb Partners

>70 COMPANIES CURRENTLY HAVE ACCESS TO OMNIAB ANTIBODIES

AMGEN

Boehringer Ingelheim

基石药业 CSTONE PHARMACEUTICALS

Genmab

GigaGen A Grifols Company

gloria 誉衡生物 BIOSCIENCES

janssen

MERCK

MERCK

NEUROCRINE® BIOSCIENCES

ONO ONO PHARMACEUTICAL CO.,LTD.

Pfizer

sanofi

symphogen a Servier Company

Takeda

WuXi Biologics Global Solution Provider

Performance Indicators

ACTIVE CLINICAL PROGRAMS AND APPROVED PRODUCTS

- 2 new programs entered the clinic in Q2
  - ***IMVT-1402 (Immunovant):*** *Next-generation FcRn antagonist*
  - ***GLS-012 (Gloria):*** *anti-LAG-3*
- 3 new programs have entered the clinic so far in the first half of 2023
- Based on dialog with our partners, we see potential for 1-2 additional new entries into clinical development for novel OmniAb-derived antibodies in the second half of 2023
- Partner progression also showing the flexibility of our platform, with an increasing number of formats and modalities in clinical or preclinical development

Number of Active Clinical Programs and Approved Products

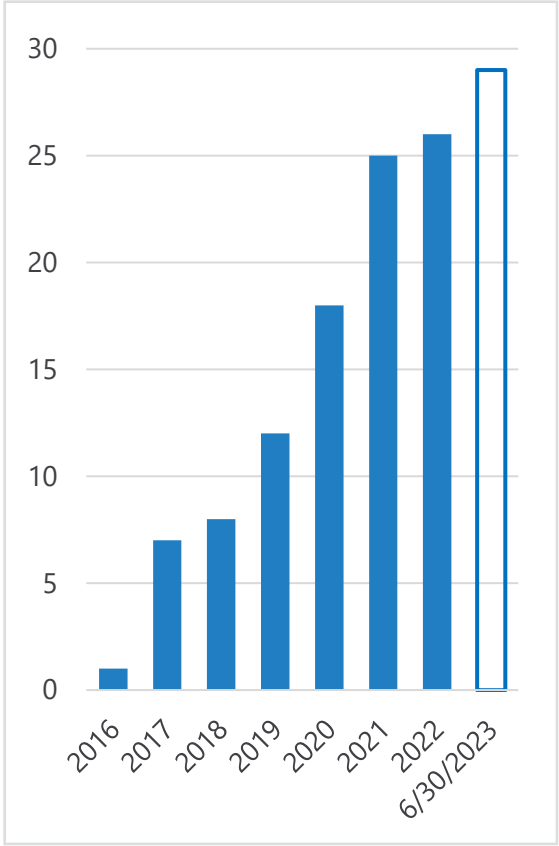

OmniAb

Q2 2023 and Recent Updates

SELECT RECENT DEVELOPMENTS SHOW CONTINUED PARTNER MOMENTUM

Batoclimab

FcRn

- Immunovant is conducting advanced-stage studies in:
  - generalized Myasthenia Gravis (gMG) (P3)
  - Thyroid Eye Disease (P3)
  - Chronic Inflammatory Demyelinating Polyneuropathy (P2b)
  - Graves' Disease (P2)
- Harbour BioMed announced BLA acceptance of batoclimab for treatment of gMG in China
- HanAll announced progression towards initiation of a Phase 3 clinical study of batoclimab in gMG in Japan in 2023

IMVT-1402

FcRn

- Immunovant initiated a Phase 1 clinical trial of IMVT-1402 in healthy volunteers; expects Phase 1 data in second half of 2023

CSX-1004

Anti-fentanyl
(and related synthetic opioids)

- Cessation Therapeutics announced FDA authorization for First-in-Human clinical trial
- CSX-1004 is being developed for prevention of fentanyl overdose, which claimed more than 74,000 American lives last year
- Cessation expects to initiate trial in August

APVO436

CD123 x CD3

- Aptevo Therapeutics announced that APVO436, in combination with venetoclax and azacitidine, achieved positive duration of remission results in its Phase 1B dose-escalation trial
- Aptevo intends to conduct two Phase 2 clinical trials to include relapsed/refractory AML patients beginning in the second half of 2023 and frontline patients beginning in the first half of 2024

GSK Program-1

Ion Channels and Transporters

- OmniAb, Inc. achieved a $2 million research progression milestone in Q2 for small molecule inhibitors of a genetically-validated target relevant to neurological diseases

Reference: Partner and Company disclosures

The OmniAb Platform

TECHNOLOGY OFFERING IS PAIRED WITH OUR HIGHLY SPECIALIZED AND EFFICIENT OPERATIONS

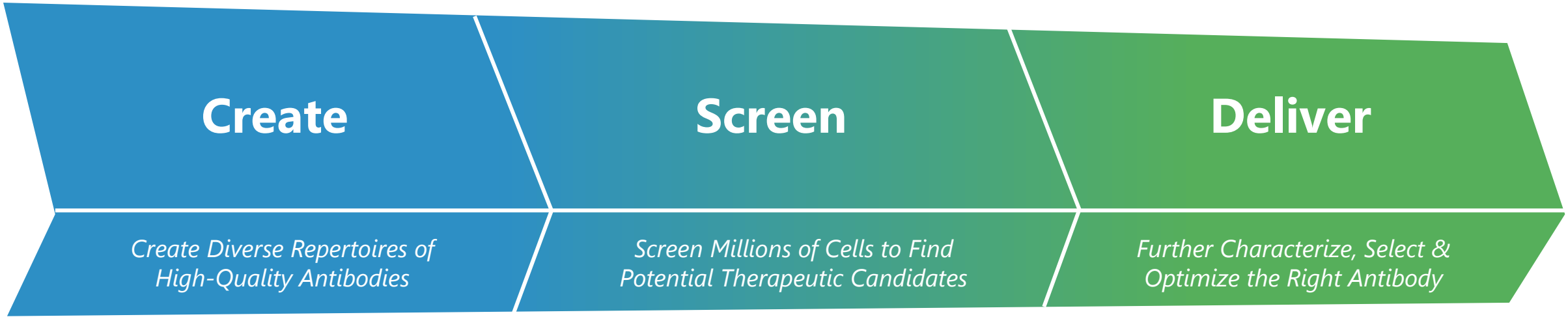

We leverage our proprietary and differentiated technologies, rather than commoditized industry services that are widely available from CROs or built into big pharma

The OmniAb Technology Offering

TECHNOLOGY OFFERING ADDRESSES THE MOST CRITICAL CHALLENGES OF ANTIBODY DISCOVERY

Technologies

Create	Screen	Deliver
Create Diverse Repertoires of High-Quality Antibodies	***Screen Millions of Cells to Find Potential Therapeutic Candidates***	***Further Characterize, Select and Optimize the Right Antibody***
 *Computational Antigen Design & Proprietary Reagents*	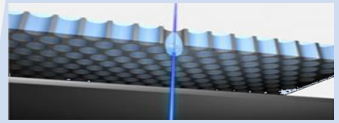 xPloration® *High-Throughput Single Cell Screening*	• *Custom Bioinformatics* • *Next Generation Sequencing (NGS) Hit Expansion* 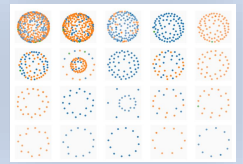
OmniRat® OmniChicken® OmniMouse® *Robust Antibodies for Any Target*	 *Gel Encapsulated Microenvironment (GEM) Single Cell Screening*	ICAGEN® ION CHANNEL TECHNOLOGY • *Comprehensive Functional Characterization* • *Proprietary Ion Channel Assays*
OmniFlic® OmniClic® *Bispecific Antibody Generation*	OmniTaur™ *Cow-inspired Antibodies for Difficult Targets*	• *STR: FC-Silencing Technology** STR®

OmniDeep® *Suite of in silico tools for discovery and optimization that are woven throughout our various technologies and capabilities. Includes structural modeling, large multi-species antibody databases, molecular dynamics simulations, AI, and machine and deep learning sequence models, and more*

*OmniAb entered into an agreement with mAbsolve Ltd. for STR, mAbsolve's Fc-silencing platform technology, which provides OmniAb with exclusive, sublicensable right to incorporate the STR technology with antibodies that have been generated using OmniAb's antibody discovery platform.

What is *Biological Intelligence*™?

- We believe that antibodies generated *in vivo* are superior to ones from other sources because they are **naturally optimized** through an iterative process that preferentially selects for antibodies with excellent specificity and developability profiles
- The ability of the immune system in our engineered transgenic animals to create optimized antibodies for human therapeutics is what we call ***Biological Intelligence***
- We believe this approach **increases the efficiency and probability of success** of therapeutic antibody discovery and may help limit the attrition of antibody product candidates in the clinic

The OmniAb Platform

Antibody Generation Technologies

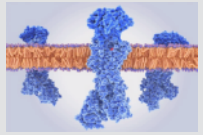

Computational Antigen Design & Proprietary Reagents

OmniRat® OmniMouse®

OmniChicken®

OmniFlic®

OmniClic®

Bispecific Antibody Generation

OmniTaur™

Cow-inspired Antibodies for Difficult Targets

We believe generating **large and diverse** repertoires of high-quality antibodies increases the likelihood of **discovering the antibody** with the **most desirable therapeutic characteristics**

- *Industry's only 4-species platform*
- *3 approved and increasing number of clinical-stage antibodies*
- *A rich heritage of genetic engineering advancements*
- *Carefully designed transgenes for robust response*
- *Bispecific and cow-inspired technologies enable next-generation therapeutics*

Rodent Platforms

OmniRat® OmniMouse®

- Endogenous Ig genes inactivated
- Expression of full human V gene diversity
- Streamlined conversion into fully human molecule

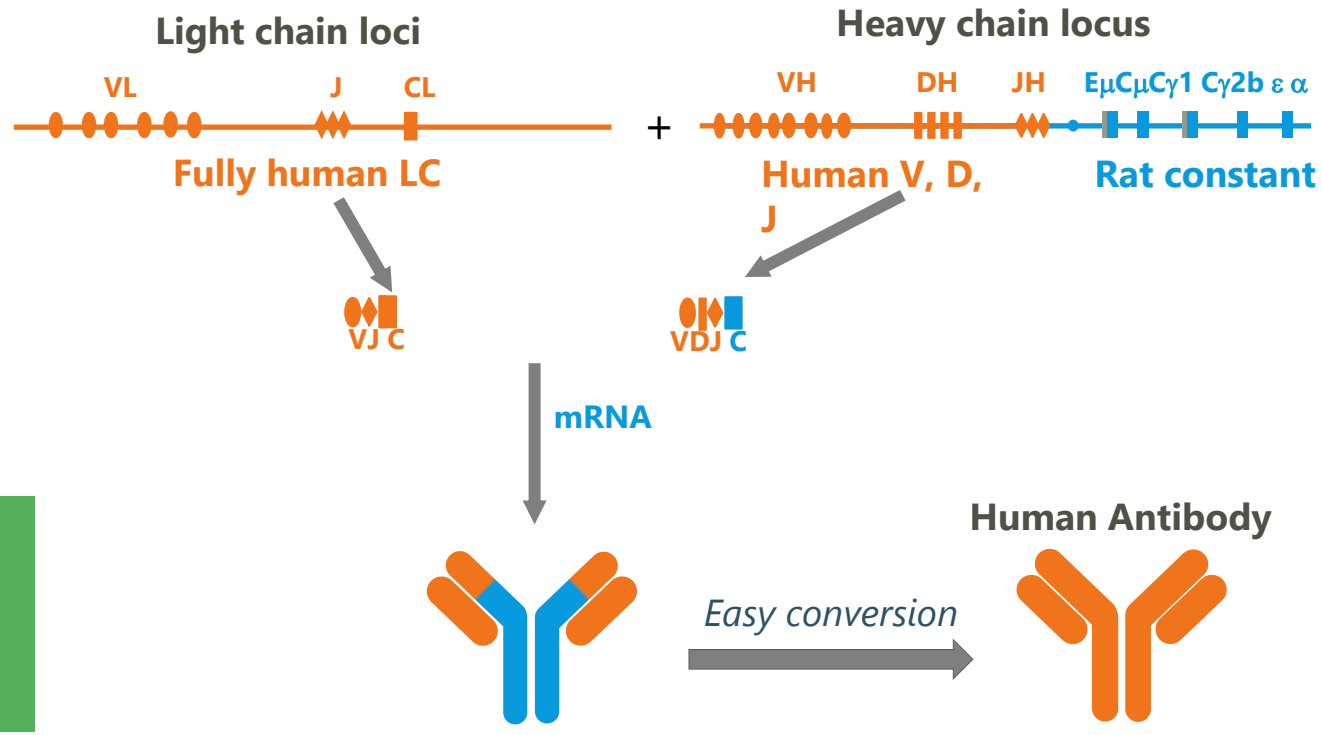

Well-validated transgene design utilizes rodent constant regions for robust immune responses from the B-cell repertoire

Geurts et al. ***Science*** 2009
Ménoret et al. ***Eur J Immunol*** 2010
Osborn et al. ***J. Immunol***. 2013

OmniAb®

Chicken Platforms: Powered by Evolution

OmniChicken® OmniClic®

GREATER EVOLUTIONARY DISTANCE YIELDS
GREATER IMMUNOGENICITY AND MORE ANTIBODY DIVERSITY

PRIMORDIAL TARGET GENE
Early form of gene prior to avian/mammalian evolutionary split

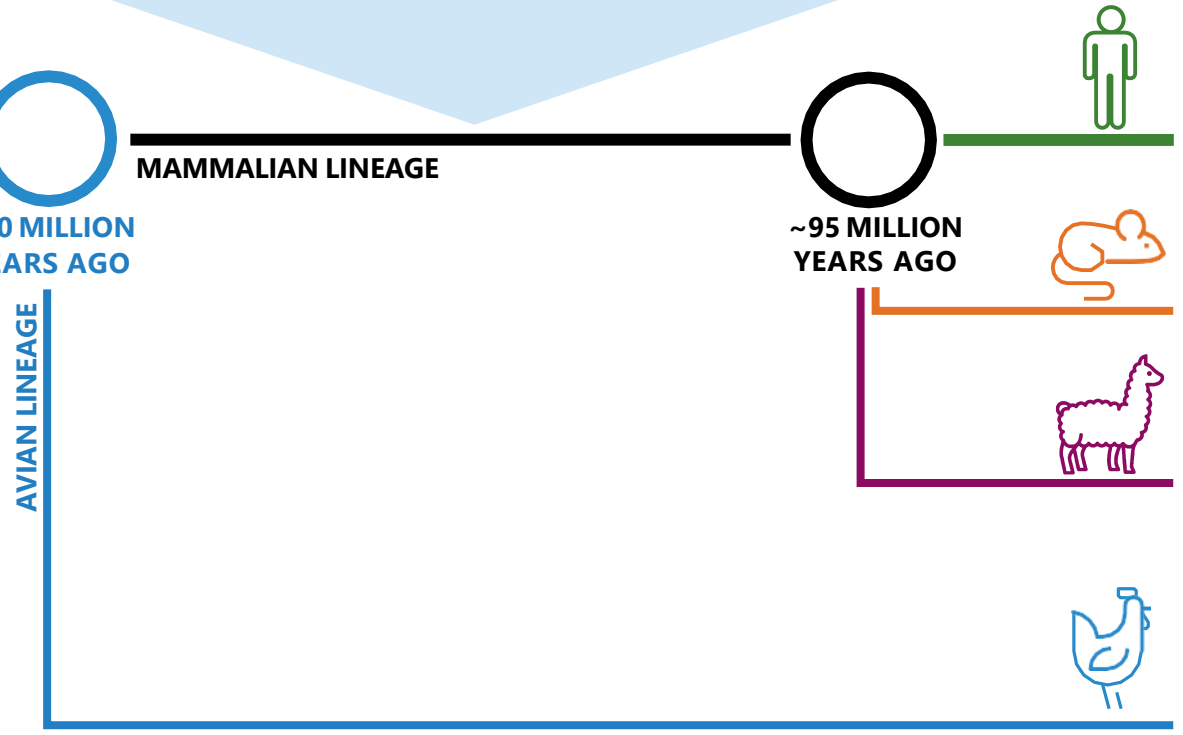



OmniAb®

Ching *et al.* ***MAbs*** 2018

OmniTaur: Ultralong CDRH3 Create Novel Binding Domains

UNIQUE STRUCTURAL FEATURES OF ULTRALONG H3 ANTIBODIES

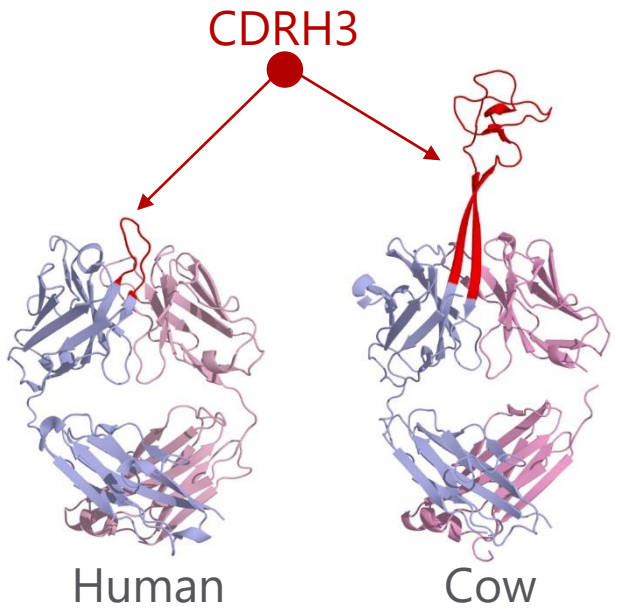

- Novel structure may enable targeting epitopes unreachable by standard antibodies
- Long H3 domains can be expressed on human VH framework, or alone as ~5kD Picobodies™

OmniTaur™

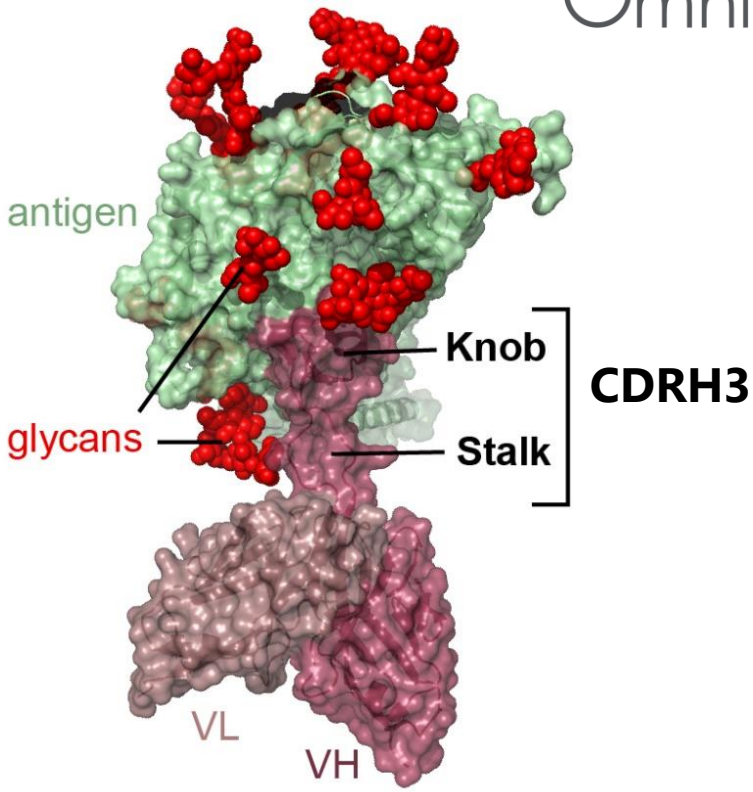

Stanfield *et al.* ***Sci Adv*** 2020

OmniAb®

Common Light Chain Platforms for Bispecific Antibodies

STANDARD IgG FORMAT TO DE-RISK DOWNSTREAM DEVELOPMENT†

OmniFlic®

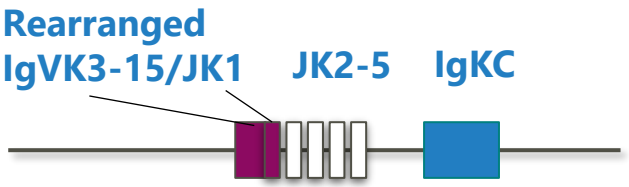

Rearranged human VK3-15 light chain combined with diversifying heavy chain

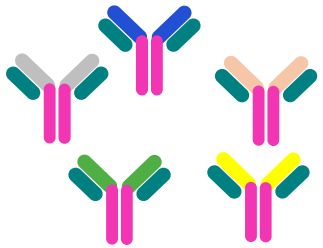

Simple reformatting from monospecific into bispecific for efficient production



Bispecific IgG

OmniClic®



"Germlining" human VK3-15 light chain combined with diversifying heavy chain



Monospecific IgG

Common light chain for OmniFlic and OmniClic allows interchangeability between the platforms

†Gera, Nimish. "The evolution of bispecific antibodies." ***Expert Opinion on Biological Therapy*** (2022)

OmniAb®

Diverse Formats and Modalities of Preclinical and Clinical Molecules

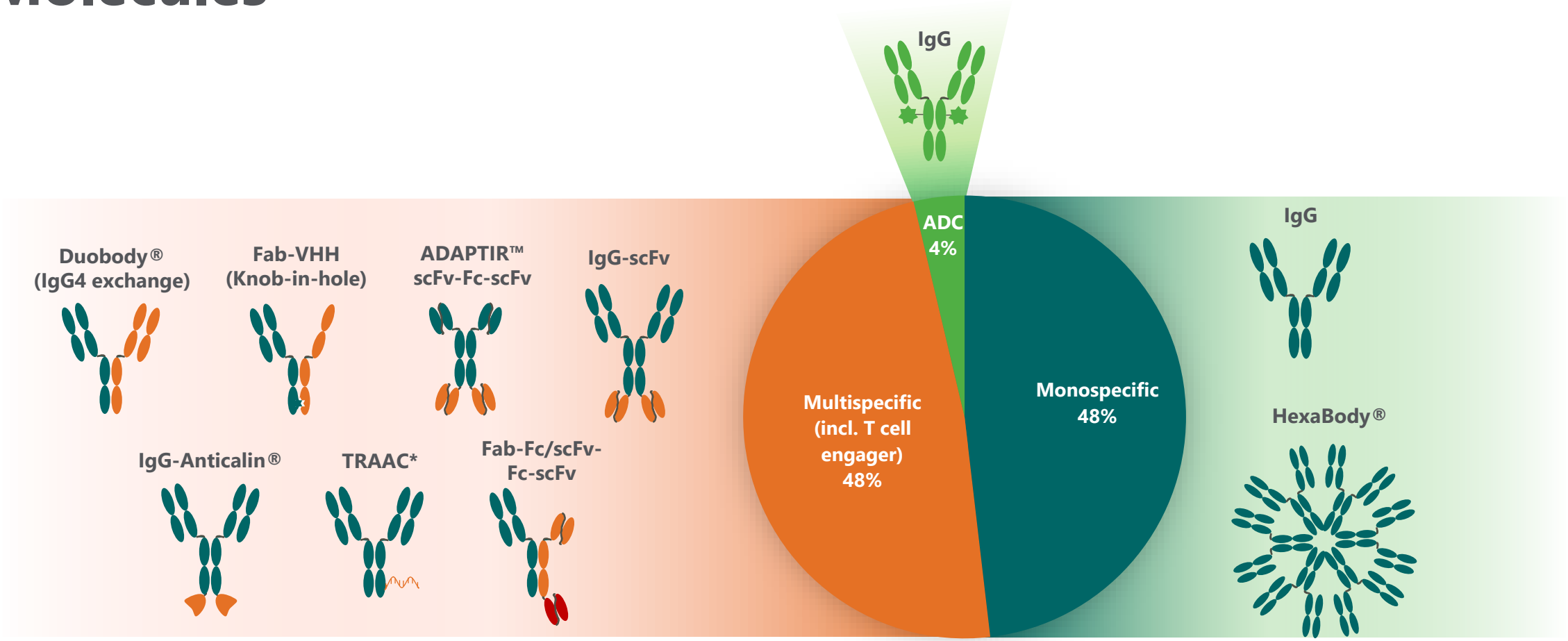

* Toll-like Receptor Agonist Antibody Conjugate (Tallac Therapeutics/ALX Oncology)

Antibody Repertoires

NUMEROUS OPTIONS AVAILABLE TO ADDRESS DIVERSE PARTNER OBJECTIVES

Host	V genes	Structural and immunological features	Benefits for therapeutics discovery and development
OmniMouse®	• Full human V gene diversity • Choice of light chain isotype	• Diverse V gene usage and mixed genetic backgrounds	• Widely accessible and flexible workflows
OmniRat®	• Full human V gene diversity • Choice of light chain isotype	• Diverse V gene usage and mixed genetic backgrounds • Distinctive target recognition	• Industry standard • Widely accessible and flexible workflows • Extensive track record
OmniChicken®	• Single framework • VH3/VK3 or VH3/VL1	• Evolutionarily divergent host system for robust immune responses	• Diverse and new epitope coverage • High homology targets • Excellent physical properties
OmniFlic®	• Full human VH gene diversity with non-diversifying VK3	• Fixed light chain for bispecific applications	• Bispecific applications leveraging standard IgG format
OmniClic®	• Single framework • VH3/non-diversifying VK3	• Fixed light chain for bispecific applications	• Diverse epitope coverage • Excellent physical properties • Ease of manufacturing
OmniTaur™	• Single framework • VH4/VL1	• Ultralong CDR-H3's for enormous structural diversity	• Access cryptic epitopes • Unique modalities (*Picobodies*™) • Building blocks for multispecific molecules

Screening Platforms

Create | Screen | Deliver

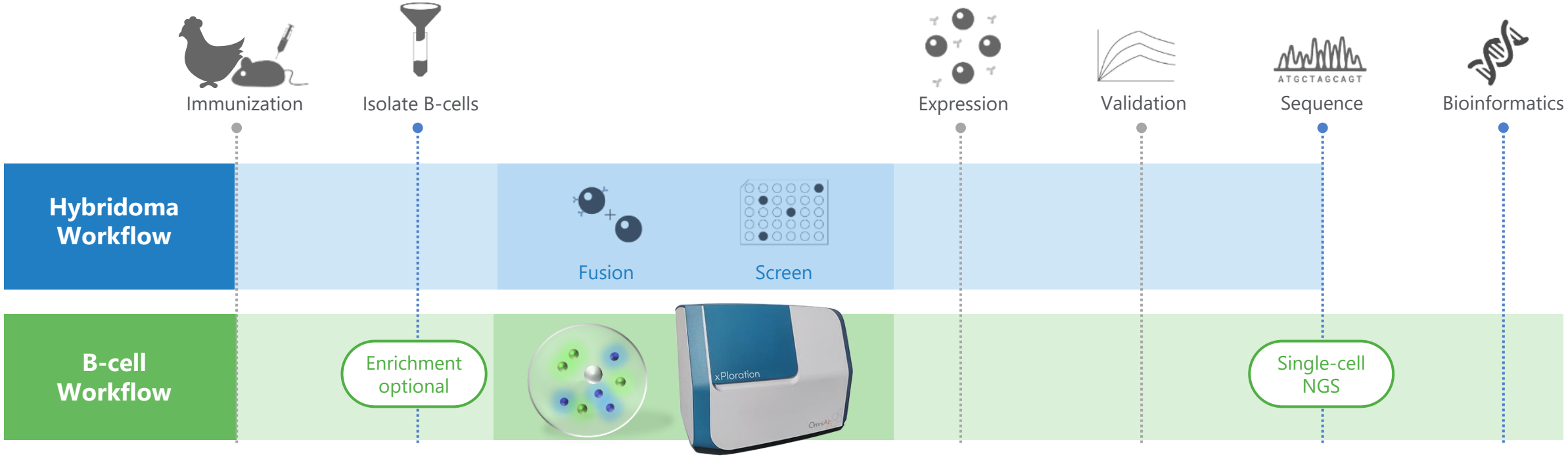

Our powerful single B-cell screening technologies, ***xPloration*® and GEM assay**, **bypass bottlenecks of hybridoma workflows**

AI-driven multi-parameter screening of **tens of millions** of cells in **hours instead of weeks**

Technologies enable **screening against difficult targets**: GPCRs, ion channels and surface antigens

OmniAb

The OmniAb Platform

Our discovery teams are flexibly positioned to work closely with partners to identify the right antibody

- Data from multi-parameter screening and performance assays used in combination with bioinformatics
- NGS hit expansion to identify variant antibodies with improved characteristics
- High-throughput epitope binning and kinetics analysis, and target-specific functional assays
- Proprietary assays for ion channel and transporter targets

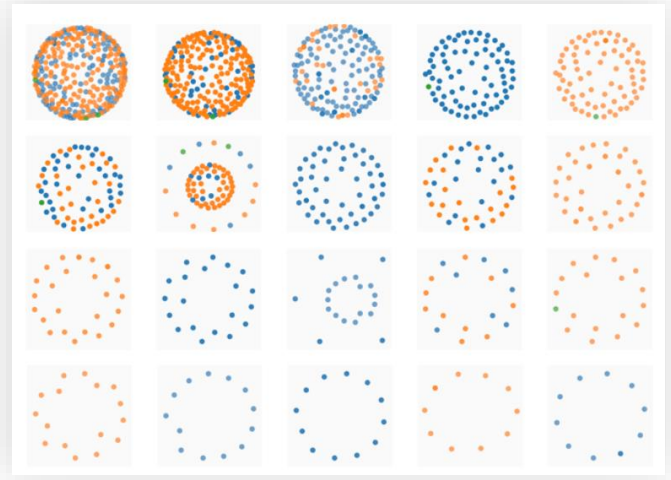

Ion Channels and Transporters

- Ion channels are key components in a wide variety of biological processes that involve rapid changes in cells
- Present in all human cells and affect vital functions such as nerve transmission, muscle contraction, cellular secretory processes and fluid movement
- Have broad therapeutic applicability including neurologic and metabolic diseases, pain, cancers, infectious diseases, and many others

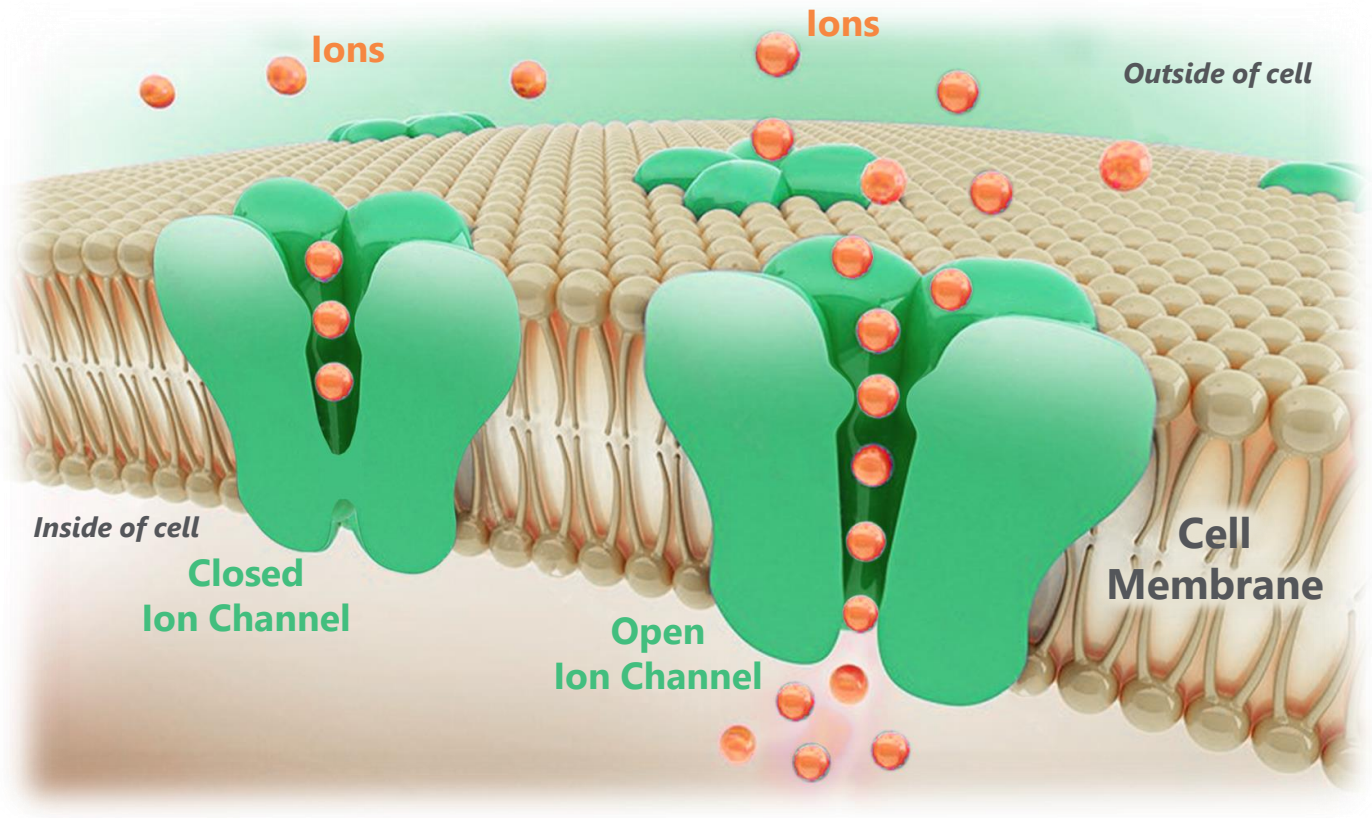

In the search for novel drugs, ion channels are viewed as high-value targets

Source: Ion Channels, Guide to Pharmacology

Ion Channels and Transporters

DIFFERENTIATED ION CHANNELS AND TRANSPORTERS DISCOVERY PLATFORM AT OMNIAB

- One of industry's most experienced teams of ion channel discovery experts
- Continuous expansion and development of cutting-edge technologies including high-throughput electrophysiology and compound screening assays, structure-based optimization leveraging cryo-EM and molecular dynamics, deep learning models, proprietary X-ray fluorescence, etc.

Extensive bank of custom cell lines, reagents and assays designed to accelerate ion channel drug discovery and development

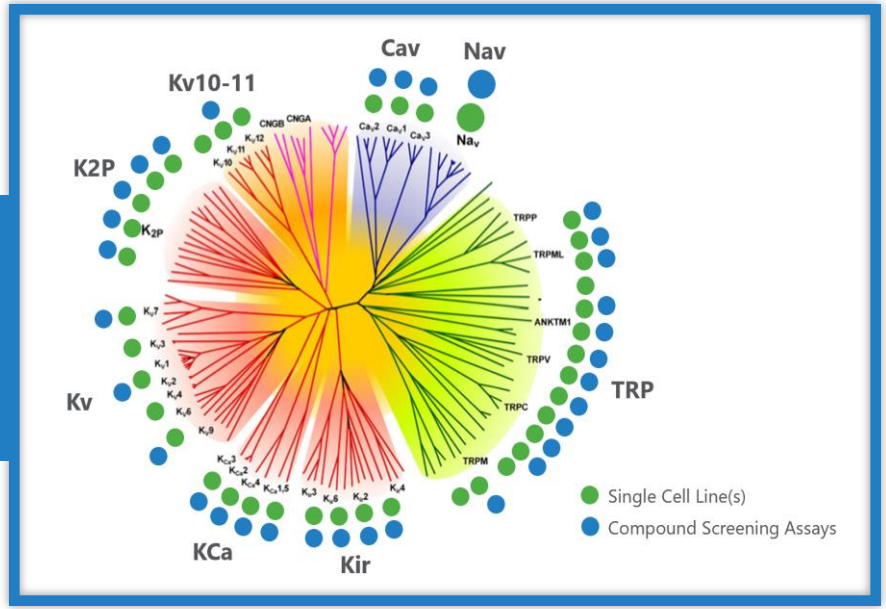

Figure does not reflect all ion channel or transporter families, disease variants, species orthologs or bespoke constructs generated to accelerate therapeutic candidate selection that are available at OmniAb, Inc.

Collaborations for High-Value Targets

GSK

2 Programs
(both discovery stage)

Neurological Diseases

Roche

3 Programs
(all discovery stage)

Neurodevelopmental & Neurodegenerative Diseases

In addition to on-going Collaboration/ Service Revenue, the discovery-stage programs with these two partners have a potential to generate:

- $1 billion in milestones
- Royalties on future sales

OmniAb

Intellectual Property Advantage

PARTNERS FILING PATENTS ON OMNIAB-DERIVED ANTIBODIES CAN CREATE DIVERSE AND DURABLE ROYALTY STREAMS AND A LENGTHY IP TAIL

Over 300 patents issued worldwide

- We maintain a broad intellectual property estate with multiple long duration patent families covering each major element of our technology platform
- Licenses are structured so that royalties are linked to the patents for the antibodies discovered with OmniAb, thereby creating a lengthy coverage tail

~80 patent filings by our partners claiming an OmniAb-derived antibody as primary invention, with expiries up to 2042

Antibody Patent Applications Filed by Partners

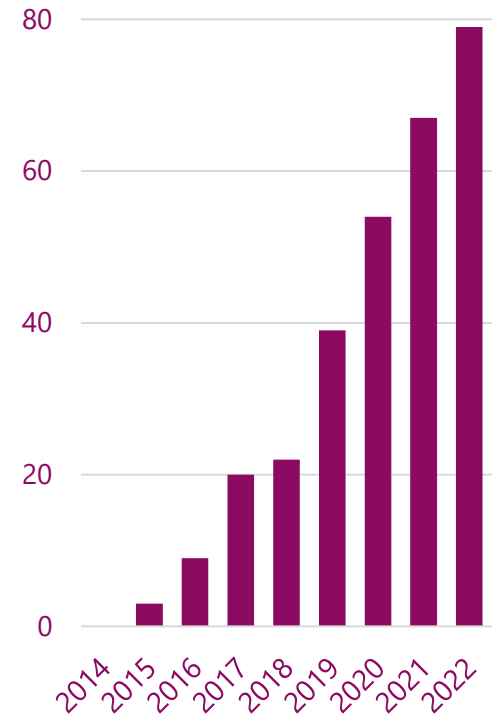

OmniAb

Business Model

OUR AGREEMENTS ARE STRUCTURED TO ALIGN ECONOMIC AND SCIENTIFIC INTERESTS WITH OUR PARTNERS

License partnerships designed to include:

- *Upfront/Access fees*
- *Potential Collaboration/Service revenue*
- *Milestones*
- *Royalties on commercial sales*

Illustrative Antibody Deal Structure

Profile A

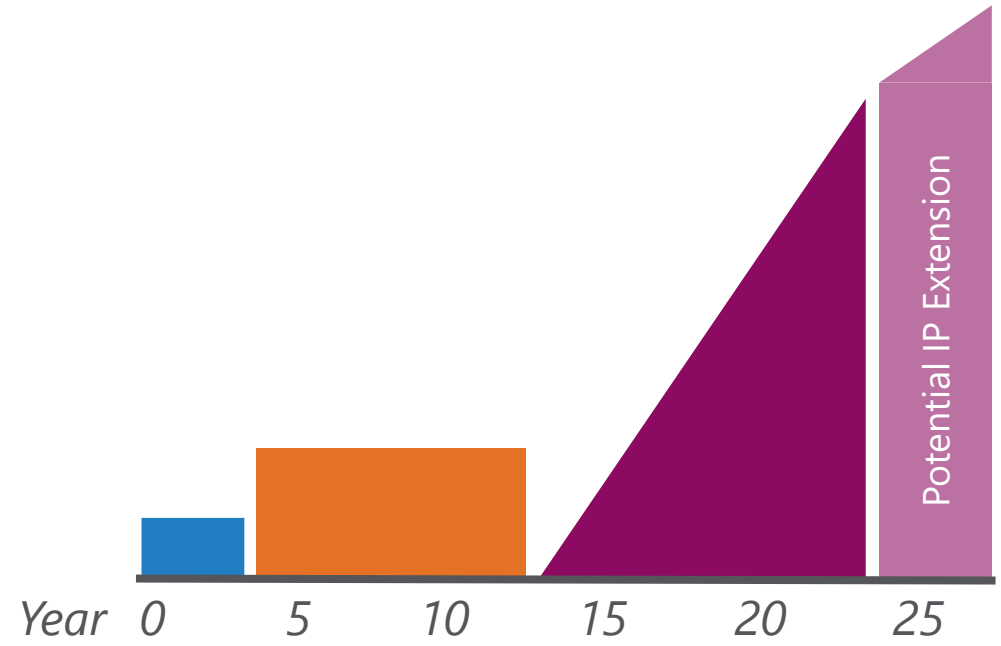

Collaboration/ Access Fees: ~$1M - $2M

Clinical & Regulatory Milestones: ~$10M - $20M

Royalties: ~Low Single Digits

Profile B

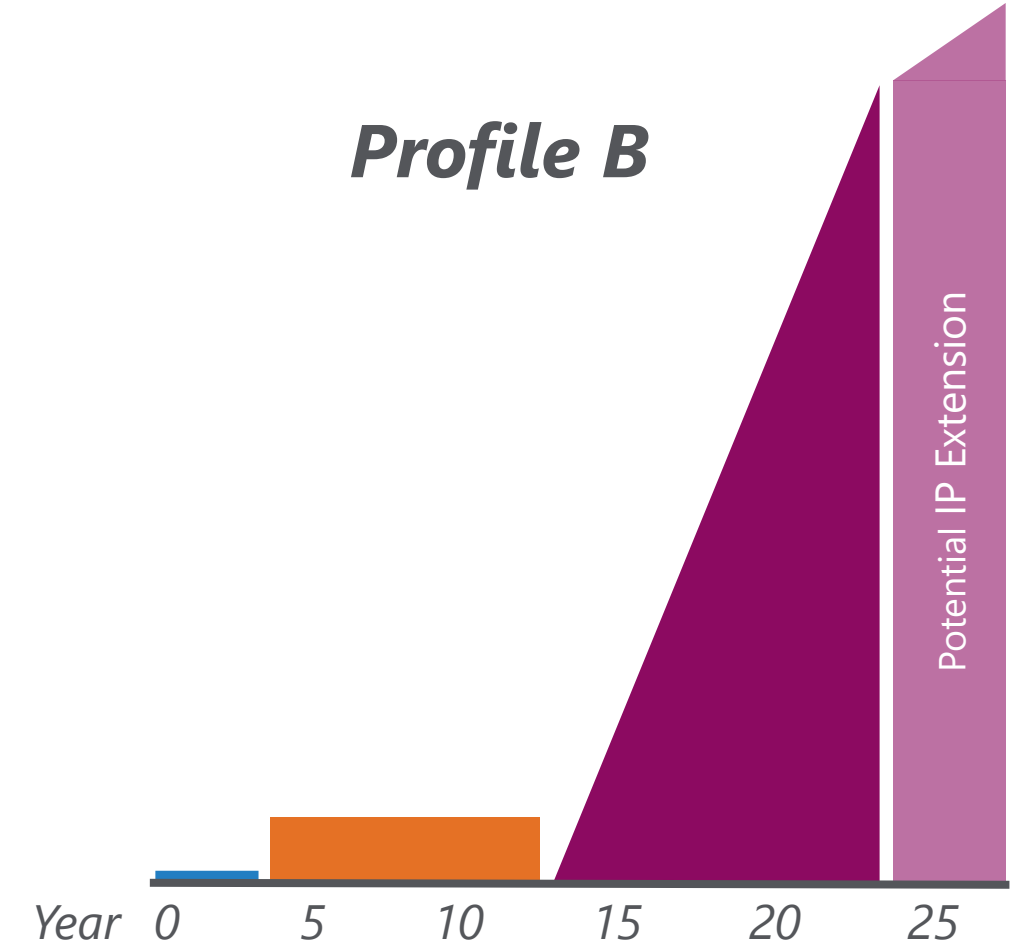

Collaboration/ Access Fees: ~$100k - $500k

Clinical & Regulatory Milestones: ~$5M - $15M

Royalties: ~Mid Single Digits

Notes: Deal Economics have evolved over time. Unique deal structures may also be used (e.g., equity stakes, risk-sharing, buy-in options, etc.).
Not representative of *Icagen Ion Channel Technology* deal structures.

OmniAb

Q2 2023 vs. Q2 2022 Financial Results

($ Millions)	Q2 2023	Q2 2022	Variance
License and milestone revenue	$ 4.3	$ 2.3	$ 2.0
Service revenue	2.5	4.7	(2.3)
Royalty revenue	0.2	0.1	0.0
Total revenues	**6.9**	**7.2**	**(0.3)**
Research & development	14.1	11.5	2.7
General & administrative	8.7	5.0	3.7
Amortization of intangibles	3.4	3.1	0.3
Other operating (income)/expense, net	0.1	0.2	(0.0)
Total operating expenses	**26.4**	**19.8**	**6.6**
Loss from operations	**(19.4)**	**(12.6)**	**(6.9)**
Other income (expense)	1.3	0.0	1.3
Loss before income taxes	(18.2)	(12.6)	(5.6)
Income tax (expense) benefit	3.4	2.3	1.1
Net loss	**($ 14.7)**	**($ 10.3)**	**($ 4.5)**
Net loss per share, basic and diluted	$ (0.15)	$ (0.12)	
Shares used in diluted per share calculation	99,493	82,612	

Table includes rounded figures. Please reference press release dated 8.10.2023 for more detailed information.

OmniAb

Balance Sheet - June ‘23 vs December ‘22

in Millions	June 30, 2023	December 31, 2022
ASSETS		
Current assets:		
Cash & investments	$ 103.1	$ 88.3
Accounts receivable, net	8.6	30.3
Other current assets	4.2	6.4
Goodwill & intangible assets	245.9	251.2
PPE & leases	40.1	41.5
Other assets	3.3	3.5
Total assets	**$ 405.2**	**$ 421.2**
LIABILITIES AND STOCKHOLDERS’ EQUITY		
A/P & accrued exp	$ 10.7	$ 12.1
Contingent liabilities	6.2	8.1
Deferred revenue	10.8	12.5
Operating lease liabilities	26.5	25.8
Deferred income taxes, net	17.2	21.3
Stockholders’ equity:	333.8	341.4
Total liabilities and stockholders’ equity	**$ 405.2**	**$ 421.2**

Table includes rounded figures.

Business is close to break-even cash flow

Expect to end 2023 with slightly more cash than 12/31/22 cash balance

Current cash balance and cash from operations expected to provide sufficient capital to fund operations for foreseeable future

OmniAb

Quarterly Results

($ Millions)	Q1 '22	Q2 '22	Q3 '22	Q4 '22	Q1 '23	Q2 '23
License and milestone revenue	$ 4.1	$ 2.3	$ 1.4	$ 31.1	$ 12.6	$ 4.3
Service revenue	5.3	4.7	4.9	3.9	4.0	2.5
Royalty revenue	0.3	0.1	0.6	0.4	0.3	0.2
Total revenues	**9.6**	**7.2**	**6.9**	**35.3**	**16.9**	**6.9**
Research & development	10.8	11.5	13.2	12.9	13.8	14.1
General & administrative	4.1	5.0	5.6	10.2	8.2	8.7
Amortization of intangibles	3.4	3.1	3.3	3.3	3.4	3.4
Other operating (income)/expense, net	(0.4)	0.2	(0.2)	(0.1)	0.0	0.1
Total operating expenses	**17.8**	**19.8**	**21.8**	**26.3**	**25.4**	**26.4**
Income/(loss) from operations	**(8.2)**	**(12.6)**	**(14.9)**	**9.0**	**(8.5)**	**(19.4)**
Other income (expense)	0.0	0.0	0.0	0.6	1.3	1.3
Income/(loss) before income taxes	(8.2)	(12.6)	(14.9)	9.6	(7.1)	(18.2)
Income tax (expense) benefit	1.9	2.3	2.3	(2.8)	1.0	3.4
Net income/(loss)	**($ 6.3)**	**($ 10.3)**	**($ 12.6)**	**$ 6.8**	**($ 6.1)**	**($ 14.7)**

Table includes rounded figures.

OmniAb

FY 2021 and 2022 Financial Results

($ Millions)	FY21	FY22	Variance
License and milestone revenue	$ 14.7	$ 38.9	$ 24.3
Service revenue	20.1	18.8	(1.3)
Royalty revenue	0.0	1.4	1.4
Total revenues	**34.7**	**59.1**	**24.3**
Research & development	39.2	48.4	9.1
General & administrative	16.9	24.9	8.0
Amortization of intangibles	13.0	13.0	0.1
Other operating (income)/expense, net	1.2	(0.6)	(1.8)
Total operating expenses	**70.4**	**85.7**	**15.4**
Income/(loss) from operations	**(35.6)**	**(26.6)**	**9.0**
Other income (expense)	1.3	0.6	(0.7)
Income/(loss) before income taxes	(34.4)	(26.1)	8.3
Income tax (expense) benefit	7.3	3.7	(3.6)
Net income/(loss)	**($ 27.0)**	**($ 22.3)**	**$ 4.7**
Net income/(loss) per share, basic and diluted	**$ (0.33)**	**$ (0.26)**	
Weighted average shares outstanding	82.6	85.3	

Table includes rounded figures. Please reference press release dated 3/30/23 for more detailed information.

OmniAb

Share Information – as of 6/30/23

(in millions)	
Basic Share Count	**99.9**
Total Earnout Shares	**16.3**
RSU/Options/Warrants	
Employee Unvested RSU/PSU	2.4
Employee Options	21.4
Public/Private Warrants	19.0
Total RSU/Options/Warrants	**42.8**
Total Potential Shares	**158.9**

- Basic Shares
  - Common Shares Outstanding/Public Float
- Earnout Shares
  - 50% vest at $12.50, 50% vest at $15.00
  - VWAP of stock for 20 out of 30 consecutive trading days at each respective level for vesting to occur
  - Expire 11/1/27
- Warrants
  - Expire 11/1/27, $11.50 strike price

Our Key Areas of Focus Going Forward

WE BELIEVE WE ARE WELL-POSITIONED FOR FUTURE GROWTH WHILE WE MAKE AN ENDURING AND SIGNIFICANT IMPACT ON THE INDUSTRY AND GLOBAL HUMAN HEALTH

We Leverage a Highly Scalable Business where Investments in Technologies and Innovation are Informed by Discovery Relationships with our Partners

- Partnered Pipeline Development, Expansion and Advancement
- Continued Workflow Versatility Initiatives
- Expanding the Reach of our Platform
- New Technology Development

A FOCUS ON KEY STAKEHOLDERS IS AT OUR FOUNDATION

Team:
Strong culture; hire, develop, motivate the best

Partners:
Focus on customer service and future needs

Investors:
Superior business execution to create value

Community:
Lead with integrity and responsibility



For more information, please visit www.omniab.com

Approved, Under Regulatory Review and Clinical-Stage Partner Pipeline

AS OF 06/30/2023

Partner	Program	Source Animal	Therapy Area	Target	Phase 1	Phase 2	Phase 3	Registration	Approved
gloria ARCUS GILEAD	Zimberelimab	OmniRat	Oncology	PD-1					
基石药业 Pfizer	Sugemalimab	OmniRat	Oncology	PD-L1					
janssen	Teclistamab	OmniRat	Oncology	BCMA x CD3					
HANALL HARBOUR IMMUNOVANT	Batoclimab	OmniRat	Immunology	FcRn					
Genentech	Tiragolumab	OmniRat	Oncology	TIGIT					
Genmab BIONTECH	GEN1046	OmniRat	Oncology	PD-L1 x 4-1BB					
MERCK	M6223	OmniRat	Oncology	TIGIT					
Aptevo	APVO436	OmniMouse	Oncology	CD123 x CD3					
janssen	JNJ-70218902	OmniRat	Oncology	Undisclosed					
janssen	JNJ-78306358	OmniRat	Oncology	HLA-G x CD3					
Genmab	GEN1047	OmniRat	Oncology	B7H4 x CD3					
CTTQ	S095017	OmniRat	Oncology	LAG-3					
symphogen	S095018	OmniRat	Oncology	TIM-3					
symphogen	S095024	OmniRat	Oncology	CD73					
symphogen	S095029	OmniRat	Oncology	NKG2A					
abbvie	ABBV-383	OmniFlic	Oncology	BCMA x CD3					
AstraZeneca	TNB-486	OmniFlic	Oncology	CD19 x CD3					
AMGEN	AMG 340	OmniFlic	Oncology	PSMA x CD3					
SalubrisBio	SAL003	OmniRat	Metabolic	PCSK9					
Zhilkang Hongyi	Undisclosed	OmniRat	Oncology	Undisclosed					
CURON	CN1	OmniRat	Oncology	Undisclosed					
Boehringer Ingelheim	Undisclosed	OmniChicken	Undisclosed	Undisclosed					
Undisclosed	Undisclosed	OmniRat	Gastrointestinal	Undisclosed					
MERCK	M9140	OmniRat	Oncology	CEACAM-5					
Genmab BIONTECH	GEN1053	OmniRat	Oncology	CD27					
janssen	JNJ-79635322	OmniRat	Oncology	Undisclosed					
Seagen	SGEN-BB228	OmniRat	Oncology	CD228 x 4-1BB					
HANALL IMMUNOVANT	IMVT-1402	OmniRat	Immunology	FcRn					
gloria	GLS-012	OmniRat	Oncology	LAG-3					

Animal launch year: OmniRat 2012; OmniMouse 2014; OmniFlic 2014; OmniChicken 2016; OmniClic 2019; OmniTaur 2020

Notes: Most advanced status for each program shown. Zimberelimab and Sugemalimab are approved and marketed in China. Teclistamab is approved and marketed in the US and EU with $35M launch milestones paid.

Indicates program with fully paid license from OMT, Inc. prior to acquisition.

Programs discovered by Teneobio under a fully paid license. Future programs discovered under license agreement are subject to downstream economics.

OmniAb