ALTUS MIDSTREAM COMPANY

Investor Presentation

February 2021

Nasdaq: ALTM

Disclaimer

FORWARD LOOKING STATEMENTS

The information in this presentation and the oral statements made in connection therewith include "forward-looking statements" within the meaning of Section 27A of the Securities Act of 1933, as amended (the "Securities Act"), and Section 21E of the Securities Exchange Act of 1934, as amended. All statements, other than statements of historical facts, included in this presentation, including, without limitation, statements regarding Altus Midstream Company's ("Altus Midstream") business, operations, strategy, prospects, plans, estimated financial and operating results, and future financial and operating performance and forecasts, as well as similar information about Apache Corporation ("Apache"), are forward-looking statements. When used in this presentation, including any oral statements made in connection therewith, the words "could," "should," "will," "may," "believe," "anticipate," "intend," "estimate," "expect," "project," "prospect," "plan," "continue," "seek," "guidance," "might," "outlook," "possibly," "potential," "would," the negative of such terms and other similar expressions are intended to identify forward-looking statements, although not all forward-looking statements contain such identifying words. These forward-looking statements are based on management's current expectations and assumptions about future events and are based on currently available information as to the outcome and timing of future events. Except as otherwise required by applicable law, Altus Midstream and Apache disclaim any duty to update any forward-looking statements, all of which are expressly qualified by the statements in this section, to reflect events or circumstances after the date of this presentation. Altus Midstream and Apache caution you that these forward-looking statements are subject to all of the risks and uncertainties, most of which are difficult to predict and many of which are beyond the control of Altus Midstream and Apache, incident to the development, production, gathering, transportation and sale of oil, natural gas and natural gas liquids. These risks include, but are not limited to, commodity price volatility, low prices for oil and/or natural gas, global economic conditions, uncertainties inherent in the joint venture pipelines referred to herein, inflation, increased operating costs, construction delays and cost over-runs, lack of availability of equipment, supplies, services and qualified personnel, processing volumes and pipeline throughput, uncertainties related to new technologies, geographical concentration of operations, environmental risks, weather risks, security risks, drilling and other operating risks, regulatory changes, regulatory risks (including if Altus Midstream were to become an investment company in the future), the uncertainty inherent in estimating oil and natural gas reserves and in projecting future rates of production, reductions in cash flow, lack of access to capital, Altus Midstream's ability to satisfy future cash obligations, restrictions in existing or future debt agreements or structured or other financing arrangements, the timing of development expenditures, managing growth and integration of acquisitions, failure to realize expected value creation from acquisitions, and the scope, duration, and reoccurrence of any epidemics or pandemics (including specifically the coronavirus disease 2019 (COVID-19) pandemic) and the actions taken by third parties, including, but not limited to, governmental authorities, customers, contractors, and suppliers, in response to such epidemics or pandemics. Should one or more of the risks or uncertainties described in this presentation and the oral statements made in connection therewith occur, or should underlying assumptions prove incorrect, actual results and plans could differ materially from those expressed in any forward-looking statements. Additional information concerning these and other factors that may impact Altus Midstream's operations and projections can be found in its periodic filings with the Securities and Exchange Commission (the "SEC"), including its Annual Report on Form 10-K for the fiscal year ended December 31, 2019 (and its Annual Report on Form 10-K for the fiscal year ended December 31, 2020 when filed) and subsequently filed Quarterly Reports on Form 10-Q. Altus Midstream' SEC filings are available publicly on the SEC's website at www.sec.gov.

INFORMATION ABOUT ALPINE HIGH

Information in this presentation about Alpine High, including the reserve and production information set forth within, has been provided by, and is the responsibility of, Apache. Reserve engineering is a process of estimating underground accumulations of hydrocarbons that cannot be measured in an exact way. The accuracy of any reserve estimate depends on the quality of available data, the interpretation of such data, and price and cost assumptions made by reserve engineers. Accordingly, reserve estimates may differ significantly from the quantities of oil and natural gas that are ultimately recovered.

USE OF PROJECTIONS

This presentation contains projections for Altus Midstream, including with respect to Altus Midstream's Adjusted EBITDA, capital investments, growth capital investments, distributable cash flow, free cash flow, and retained cash flow. Altus Midstream's independent auditors have not audited, reviewed, compiled or performed any procedures with respect to the projections for the purpose of their inclusion in this presentation, and accordingly, have not expressed an opinion or provided any other form of assurance with respect thereto for the purpose of this presentation. These projections are for illustrative purposes only, should not be relied upon as being necessarily indicative of future results, and are subject to the disclaimers under "Forward Looking Statements" above.

USE OF NON-GAAP FINANCIAL MEASURES

This presentation includes non-GAAP financial measures, including Adjusted EBITDA, capital investments, growth capital investments, distributable cash flow, free cash flow, and retained cash flow of Altus Midstream. Altus Midstream believes these non-GAAP measures are useful because they allow Altus Midstream to more effectively evaluate its operating performance and compare the results of its operations from period to period and against its peers without regard to financing methods or capital structure. Altus Midstream does not consider these non-GAAP measures in isolation or as an alternative to similar financial measures determined in accordance with GAAP. The computations of Adjusted EBITDA, capital investments, growth capital investments, distributable cash flow, free cash flow, and retained cash flow may not be comparable to other similarly titled measures of other companies. Altus Midstream excludes certain items from net (loss) income in arriving at Adjusted EBITDA and distributable cash flow because these amounts can vary substantially from company to company within its industry depending upon accounting methods and book values of assets, capital structures and the method by which the assets were acquired. Adjusted EBITDA and distributable cash flow should not be considered an alternative to, or more meaningful than, net income as determined in accordance with GAAP or as indicators of operating performance. Certain items excluded from Adjusted EBITDA and distributable cash flow are significant components in understanding and assessing a company's financial performance, such as a company's cost of capital and tax structure, as well as the historic costs of depreciable assets, none of which are components of Adjusted EBITDA or distributable cash flow. Altus Midstream's presentation of Adjusted EBITDA, capital investments, growth capital investments, distributable cash flow, free cash flow, and retained cash flow should not be construed as an inference that its results will be unaffected by unusual or non-recurring terms.

"APACHE", "ALPINE HIGH", "ALTUS MIDSTREAM", and are trademarks of Apache Corporation.

Financial Overview

2020 Financial Highlights

- Strong performance and cost savings from G&P business partially offset impact of lower than anticipated cash flow from JV pipelines (driven by Shin Oak and EPIC)
- All JV pipelines now in-service, with three of four (natural gas and NGL pipelines) expected to provide significant cash flow in 2021 and beyond
- Initiated dividend program, with inaugural declaration in December 2020 at $1.50/share
- FY20 Net income including NCI of $80.5mm and cash from operations of $164.3mm

	2020 Actual Performance	November 2020 Guidance (Midpoint)	Actual vs. Guidance (Unit Change / % Change)
Gathered Volumes (MMcf/d)	499 (73% rich gas)	500 (~70% rich gas)	**-1 / 0%**
Adjusted EBITDA ($mm)	$191.2	$180	**$11.2 / 6%**
Distributable Cash Flow ($mm)	$121.9	$120	**$1.9 / 2%**
Growth Capital Investments ($mm)	$361.6	$345	**$16.6 / 5%**

Met or outperformed guidance for three of four metrics – higher capital expenditures primarily attributable to PHP accelerating 2021 spend into 2020

Note: For a reconciliation to the most directly comparable GAAP financial measure, please refer to the Non-GAAP Reconciliations in the Appendix.

2021 Financial Objectives

- Ample liquidity and limited capital needs in 2021 and beyond
- Surety of cash flow to support a dividend given stable nature of underlying assets
- Manageable leverage – forecast to be well under 3x at YE 2021 (5x covenant)
- Focus on balance sheet strength and refinancing the Preferred equity

2021 Balance Sheet and Cash Flow Priorities

1. Generate meaningful free cash flow
2. Fund a quarterly fixed dividend of $1.50/share ($6.00/share annualized)
3. Continued focus on balance sheet strength
4. Secure third-party G&P opportunities to bolster cash flow

2021 Cash Flow Generation[1]

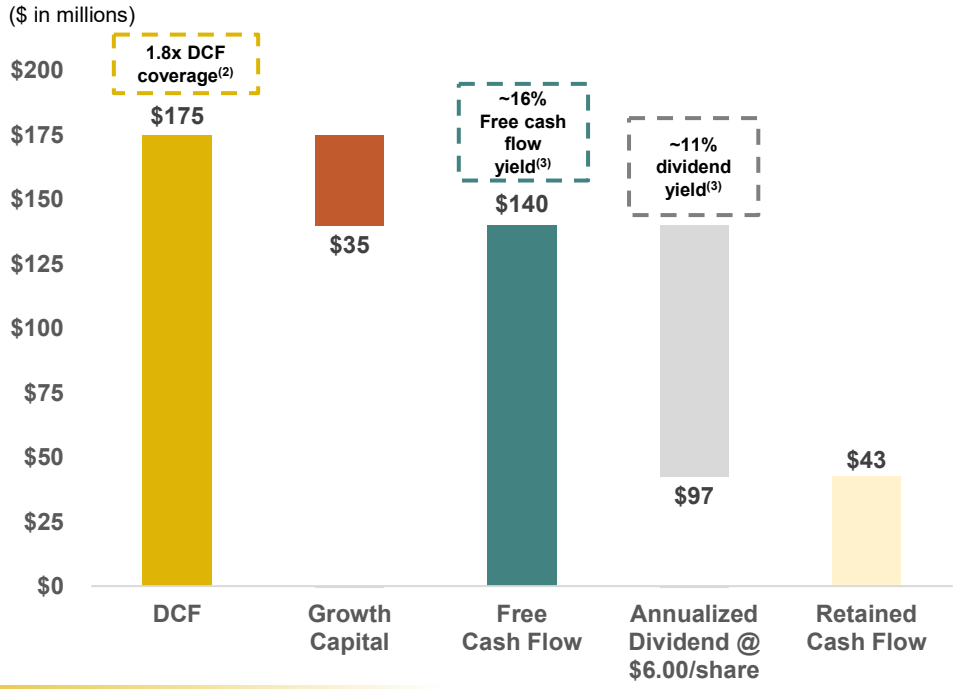

[1] DCF and Growth Capital utilize midpoint of 2021 guidance range. Future quarterly dividends are subject to Board approval. Analysis assumes a full year of dividends in 2021. Retained cash flow can be used to pay down debt or keep on hand. Refer to the Glossary of Terms in the Appendix for definitions of Free Cash Flow and Retained Cash Flow.
[2] Coverage ratio calculated as midpoint of 2021 DCF guidance range ($175mm) divided by $1.50/share quarterly dividend on an annualized basis ($97mm).
[3] Free cash flow yield and dividend yield calculated using ALTM share price as of 2/19/2021 of $52.49/share.

2021 Guidance

- Gathered volume outlook of **360 – 400 MMcf/d** (~70% rich gas)
  - Expect 2 DUCs to be completed at Alpine High in 1Q21 and an additional 5 DUCs later this year (current gathered volume outlook does not incorporate volumes from the 7 DUCs)
- Adjusted EBITDA range of **$230 – 270 million**
  - 75% attributable to JV pipeline projects
- Distributable Cash Flow range of **$160 – 190 million**
  - Incorporates ~$5 million of G&P maintenance capital
- Growth Capital Investments range of **$30 – 40 million**
  - Growth capital primarily attributable to PHP
- Quarterly dividend of **$1.50/share** ($6.00/share annualized)[1]
  - Equates to ~$97mm in annualized dividend payments (1.8x DCF coverage)

[1] Future quarterly dividends are subject to Board approval.

2020 – 2021 Guidance Overview

ADJUSTED EBITDA

($ in millions)

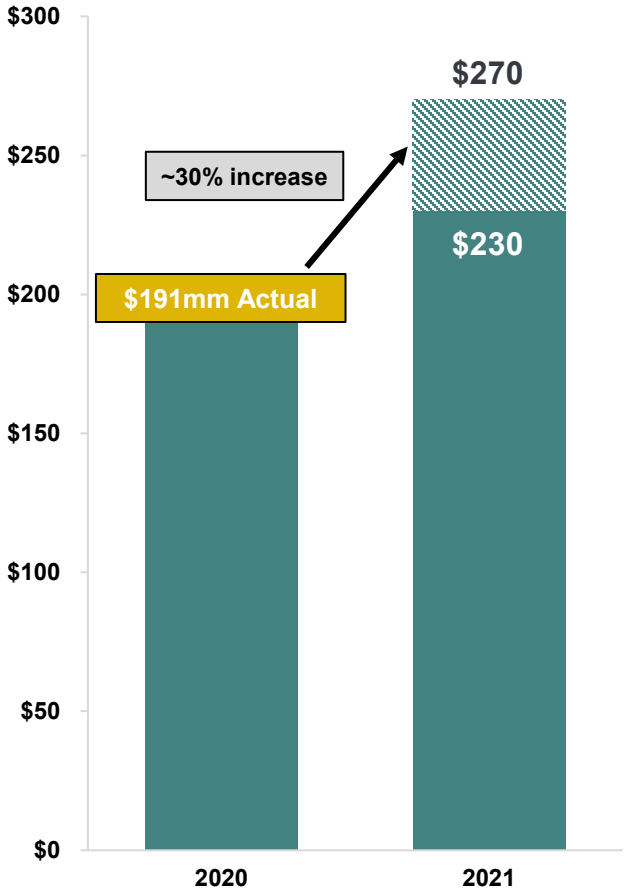

% Attributable to JV Pipelines	
~58% Actual	75%

DISTRIBUTABLE CASH FLOW

($ in millions)

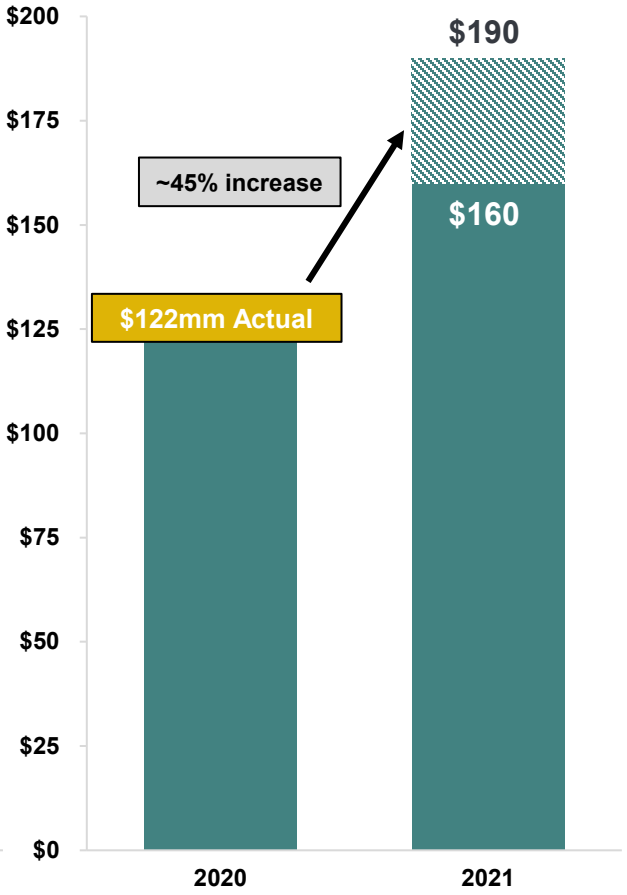

GROWTH CAPITAL INVESTMENTS[1]

($ in millions)

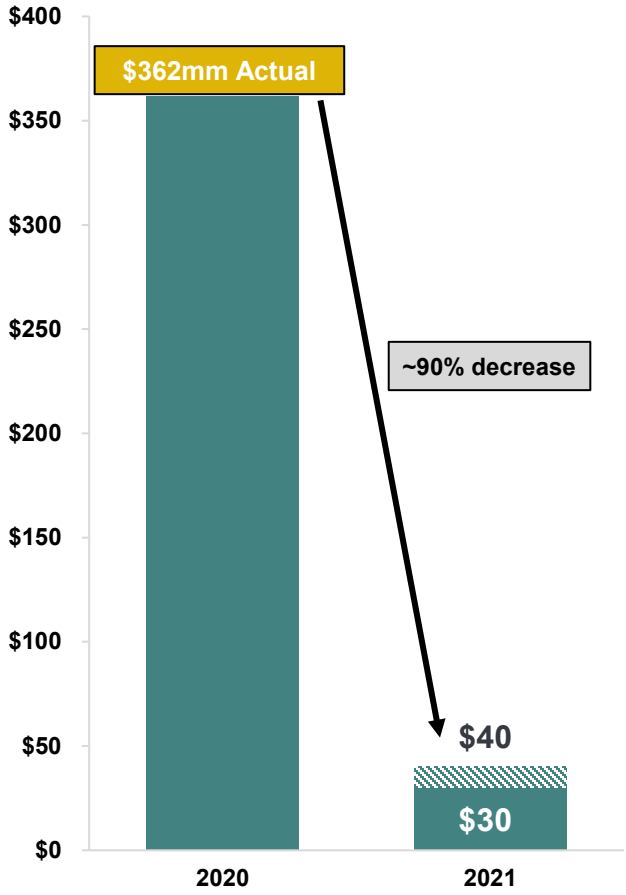

% Attributable to JV Pipelines	
~97% Actual	85%+

Note: For a reconciliation to the most directly comparable GAAP financial measure, please refer to the Non-GAAP Reconciliations in the Appendix.

[1] 2020 Growth Capital Investments includes proportionate share of EPIC capital, of which ~60% was equity funded.

2021 Financing Plan – Sources and Uses

- Altus has ample liquidity to execute on its 2021 dividend and capital program through a combination of reinvesting operating cash flow and revolver capacity
- Retained cash flow can be used to strengthen the balance sheet or reinvest into the business

2021 Sources and Uses of Capital

($ in millions, unless otherwise noted)

Sources of Capital	2021E
Distributable Cash Flow[1]	$175
Revolver Capacity	$800
Less: Revolver Balance as of 12/31/20	($624)
Cash Balance as of 12/31/20	$24
Total Sources of Capital	**$375**
Excess Sources of Financing	**$243**

Uses of Capital	2021E
Annualized Dividends Paid[2]	$97
Growth Capital Expenditures[1]	$35
Total Uses of Capital	**$132**

2021 dividend payments and capital expenditures can be funded within cash flow

Note: For a reconciliation to the most directly comparable GAAP financial measure, please refer to the Non-GAAP Reconciliations in the Appendix.
[1] Uses midpoint of Altus guidance.
[2] Future quarterly dividends are subject to Board approval. Analysis assumes a full year of dividends in 2021.

ALTM: An Attractive Yield Compared to Peers

- Post-dividend announcement, ALTM stock still trades at a yield wider than the median of its peers, indicating further potential value uplift
- Upside potential in G&P business from incremental third-party opportunities
  - A stable macro environment is constructive for deal making
  - Excess processing capacity could present accretive alternatives

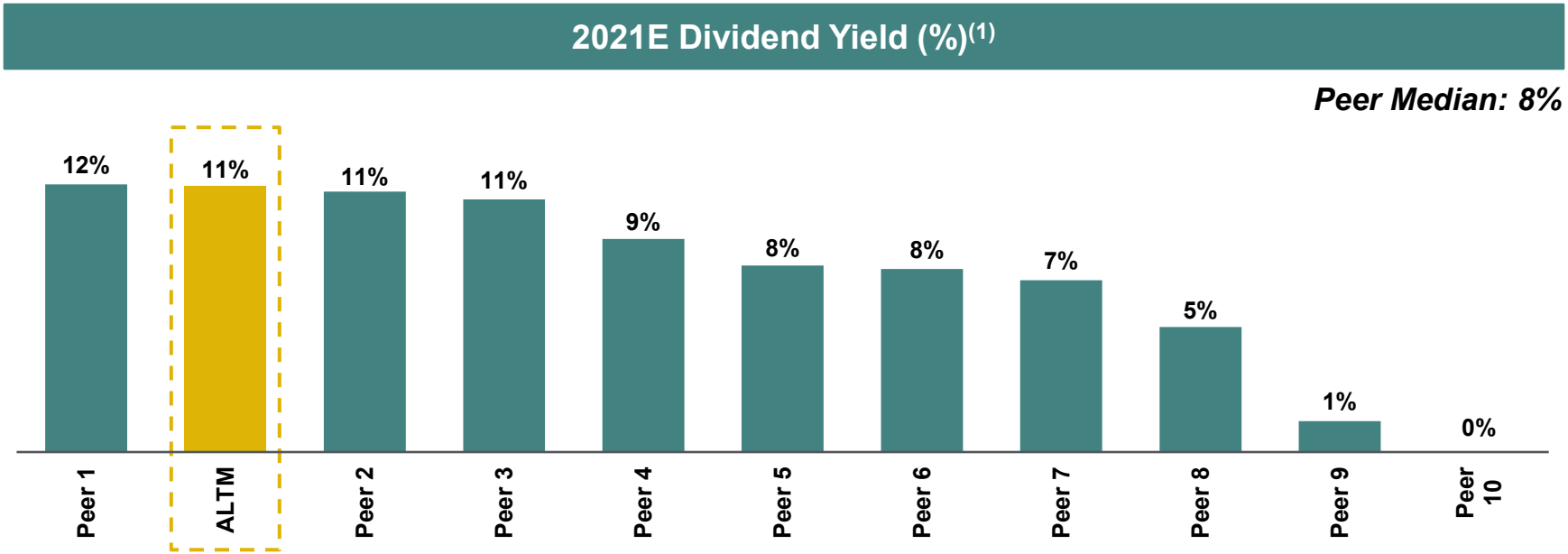

Source: Wall Street research and Factset as of 2/19/2021. Peers include AM, CEQP, DCP, ENBL, ENLC, ETRN, NBLX, SMLP, TRGP, and WES.
(1) ALTM yield assumes 2021E dividends of $6.00/share divided by 2/19/2021 closing price of $52.49/share. 2021E yield for peers calculated as 2021E dividend per share divided by share price as of 2/19/2021.

Asset Overview

Joint Venture Pipelines Overview

Pipeline Map

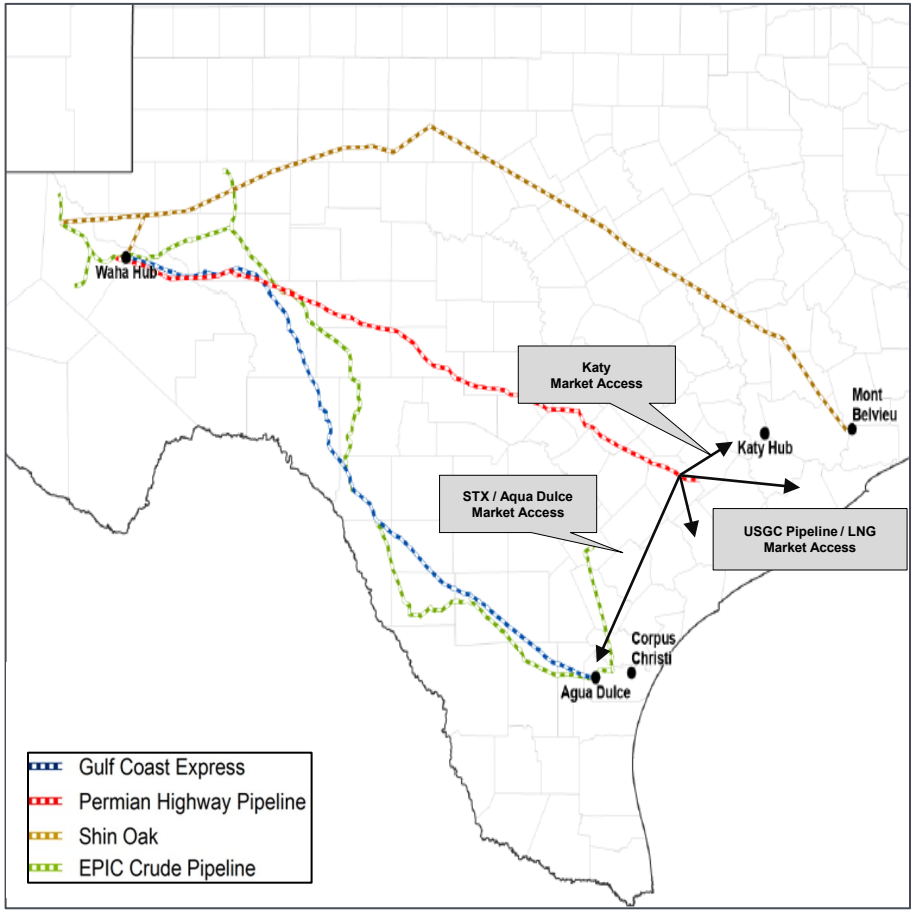

Commentary

- Altus owns equity interests in four joint venture pipelines
- All four pipelines provide takeaway capacity from the Permian Basin to the U.S. Gulf Coast
- All pipelines now in-service (PHP commenced full in-service January 1, 2021)
- Long-haul pipe investments provide diversified cash flow stream across all 3 commodities

Natural Gas	• 16% of KMI's GCX • ~27% of KMI's Permian Highway
NGLs	• 33% of EPD's Shin Oak
Crude	• 15% of EPIC Crude

JV Pipeline Recent Developments

Gulf Coast Express Pipeline	▶ Capacity of 2.0 Bcf/d is fully subscribed under long-term, binding agreements with minimum volume commitments ▶ GCX continues strong performance, with cash flow in-line with expectations ▶ Total project cost of $1.75 billion
Permian Highway Pipeline	▶ Capacity of 2.1 Bcf/d is fully subscribed under long-term, binding agreements with minimum volume commitments ▶ Full in-service commenced January 1, 2021, with total project cost estimated at ~$2.2 billion ▶ Anticipate cash flow to Altus to commence in 1Q21
Shin Oak NGL Pipeline	▶ Volumes roughly flat from 3Q20 to 4Q20 ▶ 2021 outlook reflects sustained lower activity levels in the Permian Basin, with estimated throughput roughly flat year-over-year ▶ Continued stabilization of the macro environment could accelerate Permian Basin rig/completion activity and offer a catalyst for Shin Oak volumes ▶ Total project cost of $1.5 billion
EPIC Crude Pipeline	▶ Cost overruns and out-of-scope projects have increased estimated project cost to ~$2.4 – $2.5 billion (~$350 million over the original ~$2.1 billion budget) ▶ EPIC has funded overage with a combination of operating cash flow, project-level debt financings and equity contributions from all partners ▶ Continued stabilization of the macro environment could accelerate Permian Basin rig/completion activity and offer a catalyst for EPIC volumes

Gulf Coast Express (GCX) Overview

Pipeline Map

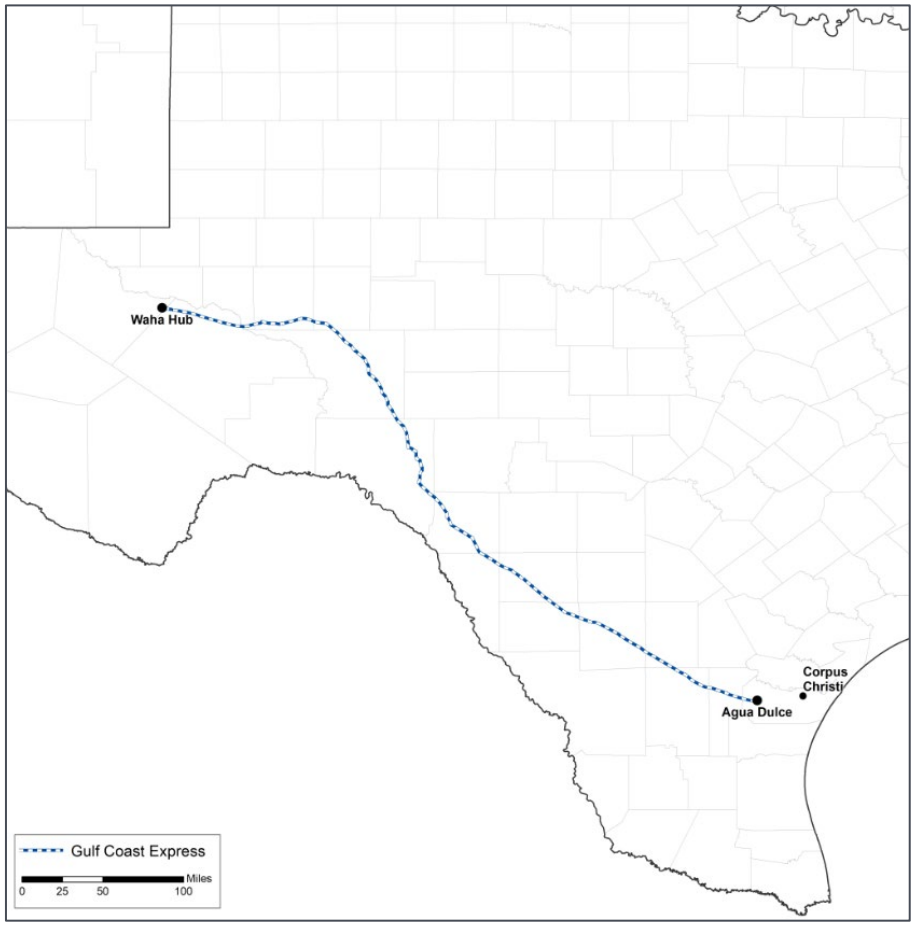

Commentary

- Altus owns 16% of GCX, remaining ownership is 34% Kinder Morgan (Operator), 25% DCP and 25% Targa
- Project Statistics:
  - Capacity: 2.0 Bcf/d
  - Total Project Cost: $1.75 billion
  - In-service: September 2019
  - Capacity is fully subscribed under long-term, binding agreements with minimum volume commitments
  - ~450 miles of 42” pipeline
  - Minimum Contract Term: 10 years
- Provides flexible access to growing markets
  - Exports to Mexico and Gulf Coast LNG liquefaction terminals
  - Growing industrial demand
  - Multiple pipeline interconnects at Agua Dulce including KMI intrastate capacities of over 7 Bcf/d (pipeline) and 132 Bcf (storage)

Permian Highway Pipeline (PHP) Overview

Pipeline Map

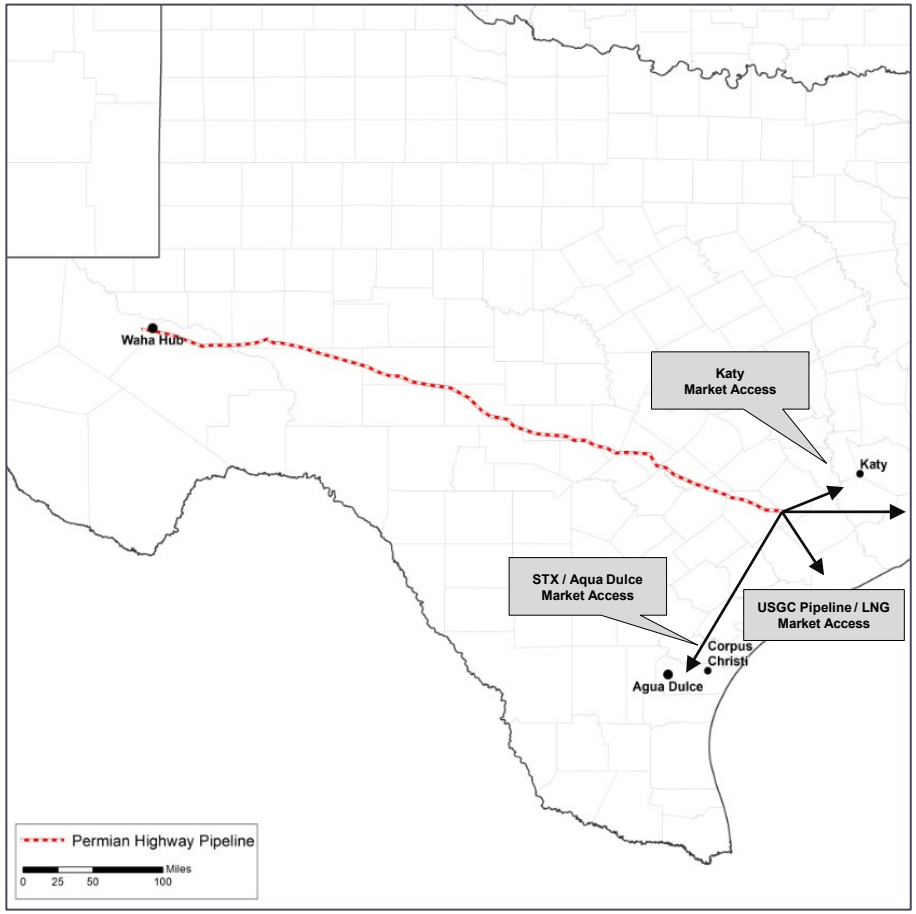

Commentary

- Altus owns ~27% of PHP, remaining ownership is ~27% Kinder Morgan (Operator), ~27% EagleClaw and 20% from an undisclosed anchor shipper
- Project Statistics:
  - Capacity: 2.1 Bcf/d
  - Total Project Cost: ~$2.2 billion
  - In-service: January 2021
    - Anticipate cash flow to Altus to commence in 1Q21
  - Capacity is fully subscribed under long-term, binding agreements with minimum volume commitments
  - ~430 miles of 42” pipeline from Waha to Katy, with connections to the U.S. Gulf Coast and Mexico markets
  - Minimum Contract Term: 10 years

Shin Oak Pipeline Overview

Pipeline Map

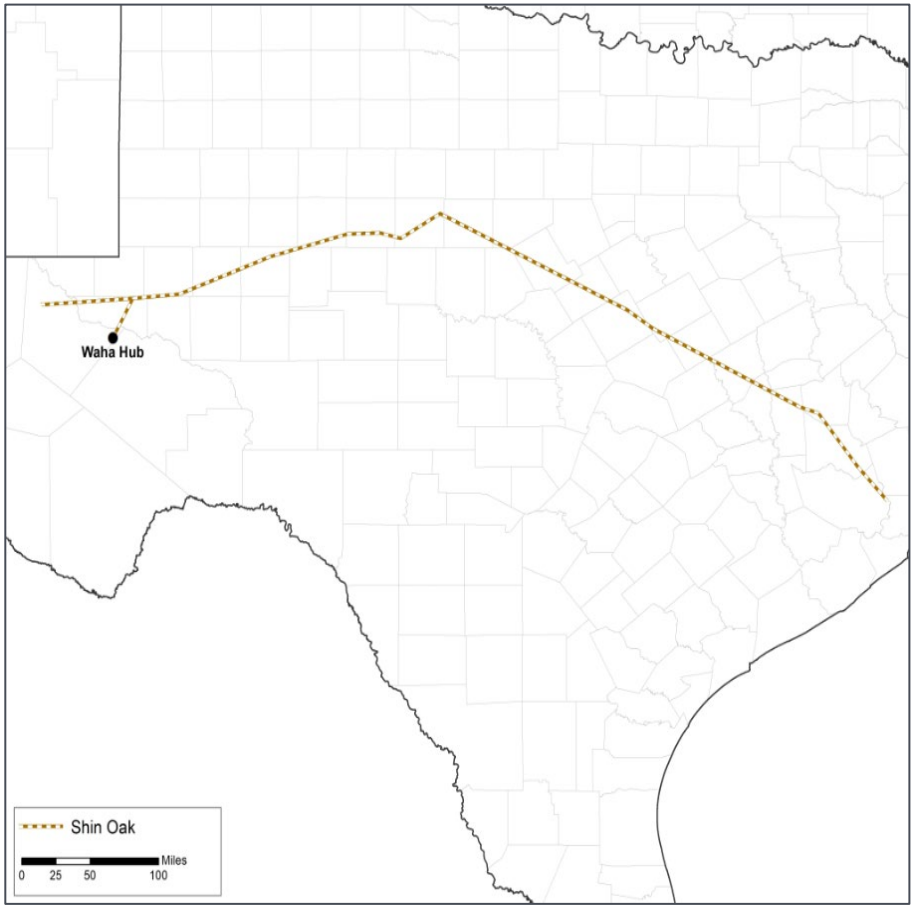

Commentary

- Breviloba LLC owns the Shin Oak NGL Pipeline (Shin Oak) and is owned 67% by Enterprise Products Operating LLC and 33% by Altus
- Project overview:
  - ~658 miles of 24-inch pipeline connecting Orla and Waha to Mont Belvieu NGL fractionation and storage complex
  - Project completed within budget of $1.5 billion
- Shin Oak is differentiated through its integration with Enterprise's existing pipelines and fractionators, providing:
  - Supply from multiple basins (e.g., Rockies through Rocky Mountain and MAPL)
  - Superior flow assurance, provides a competitive advantage to attract third-party business
  - Volumes roughly flat from 3Q20 to 4Q20; forward outlook may benefit from an improved macro environment

EPIC Crude Overview

Pipeline Map

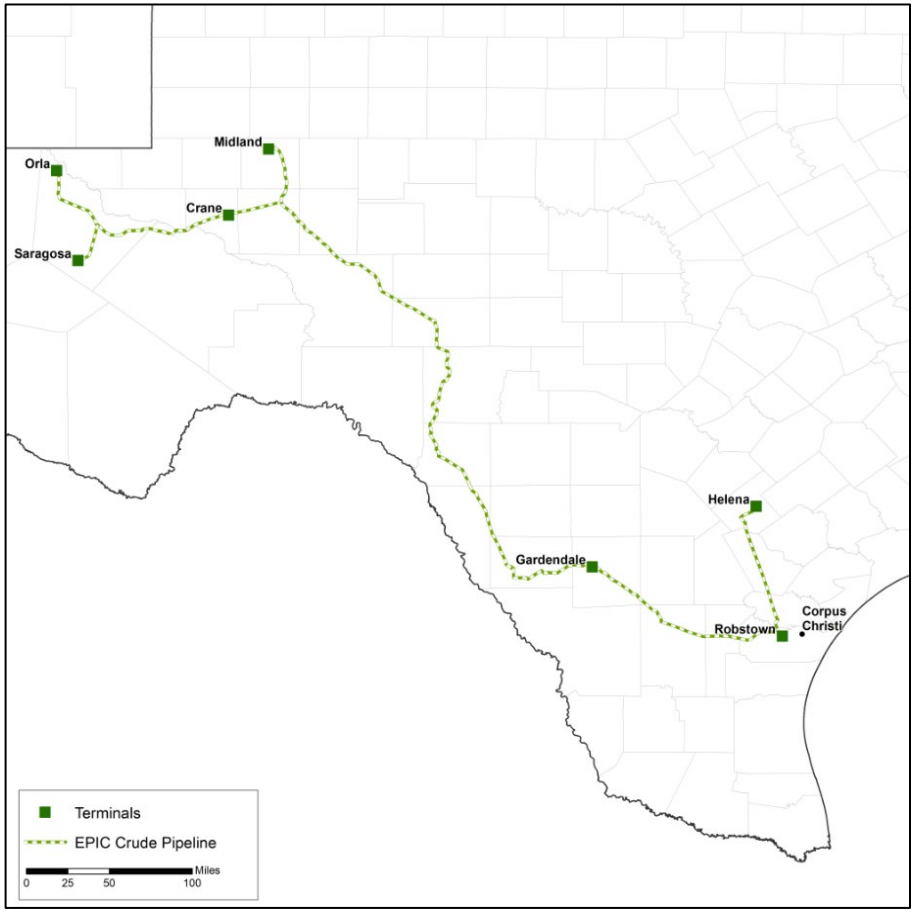

Commentary

- Altus owns 15% of EPIC Crude, remaining ownership is 45% Ares Capital[(1)], 30% Noble Midstream Partners and 10% Rattler Midstream
- The project consists of ~700 miles of pipeline connecting the Permian and Eagle Ford Basins to Corpus Christi
- Current capacity of approximately 600 MBPD
  - Capacity is expandable with the installation of additional pumps and storage
- Commenced full service in April 2020
- Volumes roughly flat from 3Q20 to 4Q20; forward outlook may benefit from an improved macro environment
- Revenue generating opportunities through combined pipe / dock ownership leading to potential short-term storage and transport deals

[(1)] Ares Capital is the private equity sponsor that owns EPIC Consolidated Operations, LLC, the Operator of EPIC Crude.

Gathering & Processing Overview

Asset Map

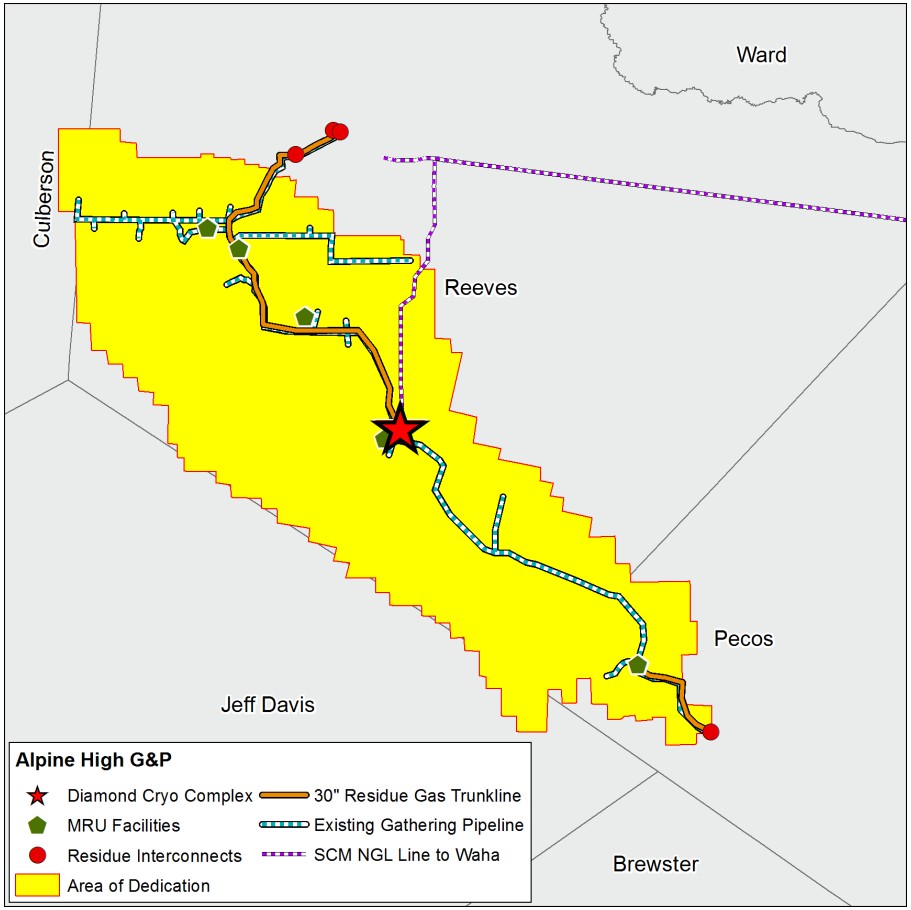

Asset Highlights

- **Rich Gas Processing:**
  - 600 MMcf/d of capacity from three cryo trains online and in-service
  - Cryos performing well, consistently able to run above nameplate capacity with 99%+ ethane recovery
- **Lean Gas Treating / Compression:** 400 MMcf/d of current capacity
- **Gas Gathering Pipelines:** ~182 miles in service
- **Residue Pipelines / Market Connections:** ~46 miles in service with 4 market connections (Comanche Trail, El Paso Line 1600, Roadrunner and Trans-Pecos Pipeline)

600 MMcf/d of nameplate cryo capacity currently in-service

State of the Art Cryogenic Processing – SRX Technology

- The cryogenic facilities utilize SRX technology to capitalize on better recoveries in ethane rejection mode
- Cleaner, more efficient operations from an ESG perspective
- Drives improved netbacks on third-party volumes
- Standardized units allow for efficient operations at centralized cryo complex

Design Recoveries Across Various Gas Processing Methods

	MRU	GSP Recovery	GSP Rejection	SRX Recovery	SRX Rejection
Ethane	10%	92%	10%	99%	<1%
Propane	45%	99%	65%	100%	100%
Butanes	75%	100%	85%	100%	100%
Pentanes	90%	100%	98%	100%	100%
Hexanes	98%	100%	100%	100%	100%

Notable ESG Initiatives for G&P Operations

- New, highly efficient plants and compressor stations with vapor recovery on all tankage
- Use compressed air to operate hundreds of pneumatically controlled devices
- Implemented a proactive and intensive leak detection program at all compressor stations
- Best practices with maintenance blowdown procedures designed to eliminate methane emissions
- Initiated a policy to optimize use of electric compression assets
- Back-up generation power for the Diamond cryogenic facility, reducing flaring related to power outages
- Working with McDonald Observatory to maintain optimal night sky viewing conditions

Cryogenic Facilities



Appendix

Altus Midstream Overview

Commentary

- Altus Midstream is a pure-play, Permian to Gulf Coast midstream C-corp
  - C-corp governance
  - No IDRs
- Interests in premier JV pipelines provide diversity of stable cash flow and long-term contracts
- State of the art gathering and processing assets
- Conservative balance sheet; low leverage
- Strong financial position with ample operating cash flow and liquidity to fund future dividend and capital requirements

Simplified Structure

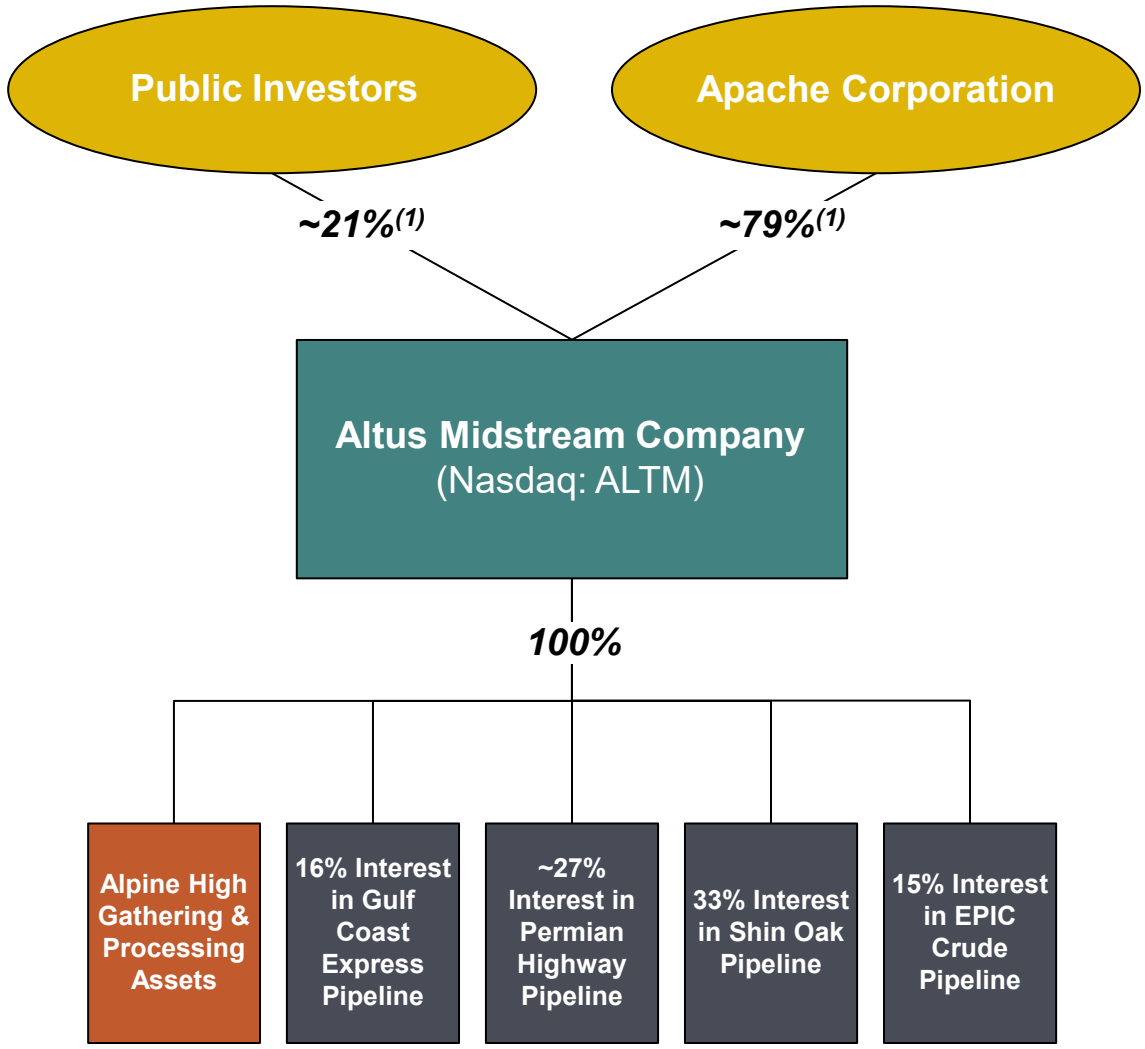

(1) Amounts reflect direct and indirect ownership interests in ALTM.

Joint Venture Pipelines Detail

	Gulf Coast Express	Permian Highway	Shin Oak	EPIC Crude
Product	Natural Gas	Natural Gas	NGL	Crude
Operator	Kinder Morgan	Kinder Morgan	Enterprise Products	EPIC
Project Cost	$1.75 billion	~$2.2 billion	$1.5 billion	$2.4-$2.5 billion
Altus Ownership %	16%	~27%	33%	15%
Origin/Terminus	Waha/Agua Dulce	Waha/Gulf Coast	Waha/Mont Belvieu	Orla/Corpus Christi
Miles of Pipeline	447	430	658	730
Pipeline Capacity	2.0 Bcf/d	2.1 Bcf/d	550 MBPD	600 MBPD
In-Service Date	Sep 2019	Jan 2021	Feb 2019	Apr 2020
Other Owners[1]	KMI, DCP, TRGP	KMI, EagleClaw	EPD	Ares, NBLX, RTLR
Contract Mix	MVC	MVC	Dedication	MVC/Dedication

[1] Represents existing project partners and disclosed holders of equity interests.

Non-GAAP Reconciliation – Adjusted EBITDA & DCF

The Company believes Adjusted EBITDA and DCF are useful because they allow the Company to more effectively evaluate its operating performance and compare the results of its operations from period to period and against its peers without regard to financing methods or capital structure.

Our management compensates for the limitations of Adjusted EBITDA as an analytical tool, by reviewing the comparable GAAP measure, understanding the differences between Adjusted EBITDA as compared to net income (loss) including noncontrolling interests and incorporating this knowledge into its decision-making processes. Our management believes that investors benefit from having access to the same financial measures that the Company uses in evaluating operating results.

($ in thousands)	Quarter Ended December 31, 2020	For the Year Ended December 31, 2020
Net income (loss) including noncontrolling interests	$ 60,292	$ 80,484
Add:		
Financing costs, net of capitalized interest	1,212	2,190
Income tax expense	-	-
Depreciation and accretion	3,961	15,945
Impairments	1,643	1,643
Unrealized derivative instrument loss	(40,022)	36,080
Equity method interests Adjusted EBITDA	29,806	111,675
Loss on sales of assets, net	2,310	2,234
Other	60	348
Less:		
Interest income	-	9
Income (loss) from equity method interests, net	11,198	58,739
Income tax benefit	-	696
Adjusted EBITDA (Non-GAAP)	**$ 48,064**	**$ 191,155**
Other midstream activity		
Cash distributions received from equity method interests	$ 23,496	$ 98,166

($ in thousands)	Quarter Ended December 31, 2020	For the Year Ended December 31, 2020
Adjusted EBITDA (Non-GAAP)	**$ 48,064**	**$ 191,155**
Add:		
Distributions from equity method interests	23,496	98,166
Less:		
EBITDA from equity method interests	29,806	111,675
Cash interest expense	2,275	9,746
Cash tax	-	-
Maintenance capital	-	-
Preferred units distributions	11,562	46,050
Distributable Cash Flow (Non-GAAP)	**$ 27,917**	**$ 121,850**

Note: All numbers are in thousands.

Non-GAAP Reconciliation – Growth Capital

Management believes the presentation of capital investments and growth capital investments is useful for investors to assess Altus' expenditures related to our midstream capital activity. We define capital investments as costs incurred in midstream activities, adjusted to exclude asset retirement obligation revisions and liabilities incurred, while including amounts paid during the period for abandonment and decommissioning expenditures given the uncertainty and timing of when the actual abandonment activity will occur. Management also believes that including our proportionate share of capital in relation to equity method interests funded by cash contributions and the partner's project financing is useful for investors to assess Altus' total growth capital investments. Management believes total growth capital investments provides a more accurate reflection of Altus' current-period expenditures related to midstream capital activity and is consistent with how we plan our capital budget.

($ in thousands)	Quarter Ended December 31, 2020	For the Year Ended December 31, 2020
Costs incurred in midstream activity		
Property, plant and equipment, gross	$ 1,019	$ 12,242
Equity method interests	41,078	327,305
Total cost incurred in midstream activity	$ 42,097	$ 339,547
Reconciliation of costs incurred to midstream capital investment:		
Asset retirement obligations incurred and revisions	$ -	$ -
Asset retirement obligations settled	-	-
Total capital investments	**42,097**	**339,547**
Equity method interest capital investments funded by project financing	-	22,091
Total growth capital investments	**$ 42,097**	**$ 361,638**

Note: All numbers are in thousands.

Glossary of Terms

- Adjusted EBITDA is defined as net income (loss) including noncontrolling interest before financing costs (net of capitalized interest), net interest expense, income taxes, depreciation, and accretion and adjusting for such items, as applicable, from income from equity method interests. Also excluded (when applicable) are impairments and other items affecting comparability of results to peers
- Distributable cash flow (DCF) is defined as Adjusted EBITDA less equity interests' Adjusted EBITDA plus cash distributions from equity interests less maintenance capex, cash tax, preferred unit distributions (whether in kind or in cash) and interest expense
- Free cash flow (FCF) is defined as Distributable cash flow less Growth capital investments
- Retained cash flow is defined as Free cash flow less cash dividends to common equity holders
- Reconciliations of forecasted Adjusted EBITDA, distributable cash flow, free cash flow, and retained cash flow to the nearest GAAP measure, net income including non-controlling interests, are not provided because certain of the items necessary to estimate such amounts are not reasonably accessible or estimable at this time. These items primarily relate to lack of available forecast information to reconcile to our share of proportionate net income generated by our interests in third-party pipeline projects
- Capital investment is defined as costs incurred in midstream activities, adjusted to exclude asset retirement obligations revisions and liabilities incurred, while including amounts paid during the period for abandonment and decommissioning expenditures
- Growth capital investments is defined as Capital Investment plus Altus' proportionate share of capital in relation to equity method interests