ALTUS MIDSTREAM COMPANY

Investor Presentation

August 2021

Nasdaq: ALTM

Disclaimer

FORWARD LOOKING STATEMENTS

The information in this presentation and the oral statements made in connection therewith include "forward-looking statements" within the meaning of Section 27A of the Securities Act of 1933, as amended (the "Securities Act"), and Section 21E of the Securities Exchange Act of 1934, as amended. All statements, other than statements of historical facts, included in this presentation, including, without limitation, statements regarding Altus Midstream Company's ("Altus Midstream") business, operations, strategy, prospects, plans, estimated financial and operating results, and future financial and operating performance and forecasts, as well as similar information about Apache Corporation ("Apache"), are forward-looking statements. When used in this presentation, including any oral statements made in connection therewith, the words "could," "should," "will," "may," "believe," "anticipate," "intend," "estimate," "expect," "project," "prospect," "plan," "continue," "seek," "guidance," "might," "outlook," "possibly," "potential," "would," the negative of such terms and other similar expressions are intended to identify forward-looking statements, although not all forward-looking statements contain such identifying words. These forward-looking statements are based on management's current expectations and assumptions about future events and are based on currently available information as to the outcome and timing of future events. Except as otherwise required by applicable law, Altus Midstream and Apache disclaim any duty to update any forward-looking statements, all of which are expressly qualified by the statements in this section, to reflect events or circumstances after the date of this presentation. Altus Midstream and Apache caution you that these forward-looking statements are subject to all of the risks and uncertainties, most of which are difficult to predict and many of which are beyond the control of Altus Midstream and Apache, incident to the development, production, gathering, transportation and sale of oil, natural gas and natural gas liquids. These risks include, but are not limited to, commodity price volatility, low prices for oil and/or natural gas, global economic conditions, uncertainties inherent in the joint venture pipelines referred to herein, inflation, increased operating costs, construction delays and cost over-runs, lack of availability of equipment, supplies, services and qualified personnel, processing volumes and pipeline throughput, uncertainties related to new technologies, geographical concentration of operations, environmental risks, weather risks, security risks, drilling and other operating risks, regulatory changes, regulatory risks (including if Altus Midstream were to become an investment company in the future), the uncertainty inherent in estimating oil and natural gas reserves and in projecting future rates of production, reductions in cash flow, lack of access to capital, Altus Midstream's ability to satisfy future cash obligations, restrictions in existing or future debt agreements or structured or other financing arrangements, the timing of development expenditures, managing growth and integration of acquisitions, failure to realize expected value creation from acquisitions, and the scope, duration, and reoccurrence of any epidemics or pandemics (including specifically the coronavirus disease 2019 (COVID-19) pandemic) and the actions taken by third parties, including, but not limited to, governmental authorities, customers, contractors, and suppliers, in response to such epidemics or pandemics. Should one or more of the risks or uncertainties described in this presentation and the oral statements made in connection therewith occur, or should underlying assumptions prove incorrect, actual results and plans could differ materially from those expressed in any forward-looking statements. Additional information concerning these and other factors that may impact Altus Midstream's operations and projections can be found in its periodic filings with the Securities and Exchange Commission (the "SEC"), including its Annual Report on Form 10-K for the fiscal year ended December 31, 2020, and subsequently filed Quarterly Reports on Form 10-Q. Altus Midstream' SEC filings are available publicly on the SEC's website at www.sec.gov.

INFORMATION ABOUT ALPINE HIGH

Information in this presentation about Alpine High, including the reserve and production information set forth within, has been provided by, and is the responsibility of, Apache. Reserve engineering is a process of estimating underground accumulations of hydrocarbons that cannot be measured in an exact way. The accuracy of any reserve estimate depends on the quality of available data, the interpretation of such data, and price and cost assumptions made by reserve engineers. Accordingly, reserve estimates may differ significantly from the quantities of oil and natural gas that are ultimately recovered.

USE OF PROJECTIONS

This presentation contains projections for Altus Midstream, including with respect to Altus Midstream's Adjusted EBITDA, capital investments, growth capital investments, distributable cash flow, free cash flow, and retained cash flow. Altus Midstream's independent auditors have not audited, reviewed, compiled or performed any procedures with respect to the projections for the purpose of their inclusion in this presentation, and accordingly, have not expressed an opinion or provided any other form of assurance with respect thereto for the purpose of this presentation. These projections are for illustrative purposes only, should not be relied upon as being necessarily indicative of future results, and are subject to the disclaimers under "Forward Looking Statements" above.

USE OF NON-GAAP FINANCIAL MEASURES

This presentation includes non-GAAP financial measures, including Adjusted EBITDA, capital investments, growth capital investments, distributable cash flow, free cash flow, and retained cash flow of Altus Midstream. Altus Midstream believes these non-GAAP measures are useful because they allow Altus Midstream to more effectively evaluate its operating performance and compare the results of its operations from period to period and against its peers without regard to financing methods or capital structure. Altus Midstream does not consider these non-GAAP measures in isolation or as an alternative to similar financial measures determined in accordance with GAAP. The computations of Adjusted EBITDA, capital investments, growth capital investments, distributable cash flow, free cash flow, and retained cash flow may not be comparable to other similarly titled measures of other companies. Altus Midstream excludes certain items from net (loss) income in arriving at Adjusted EBITDA and distributable cash flow because these amounts can vary substantially from company to company within its industry depending upon accounting methods and book values of assets, capital structures and the method by which the assets were acquired. Adjusted EBITDA and distributable cash flow should not be considered an alternative to, or more meaningful than, net income as determined in accordance with GAAP or as indicators of operating performance. Certain items excluded from Adjusted EBITDA and distributable cash flow are significant components in understanding and assessing a company's financial performance, such as a company's cost of capital and tax structure, as well as the historic costs of depreciable assets, none of which are components of Adjusted EBITDA or distributable cash flow. Altus Midstream's presentation of Adjusted EBITDA, capital investments, growth capital investments, distributable cash flow, free cash flow, and retained cash flow should not be construed as an inference that its results will be unaffected by unusual or non-recurring terms.

"APACHE", "ALPINE HIGH", "ALTUS MIDSTREAM", and are trademarks of Apache Corporation.

Altus Midstream Overview

Commentary

- Altus Midstream is a pure-play, Permian to Gulf Coast midstream C-corp
  - C-corp governance
  - No IDRs
- Interests in premier JV pipelines provide diversity of stable cash flow and long-term contracts
- State of the art gathering and processing assets
- Conservative balance sheet; low leverage
- Strong financial position with ample operating cash flow and liquidity to fund dividend and future capital requirements

Simplified Structure

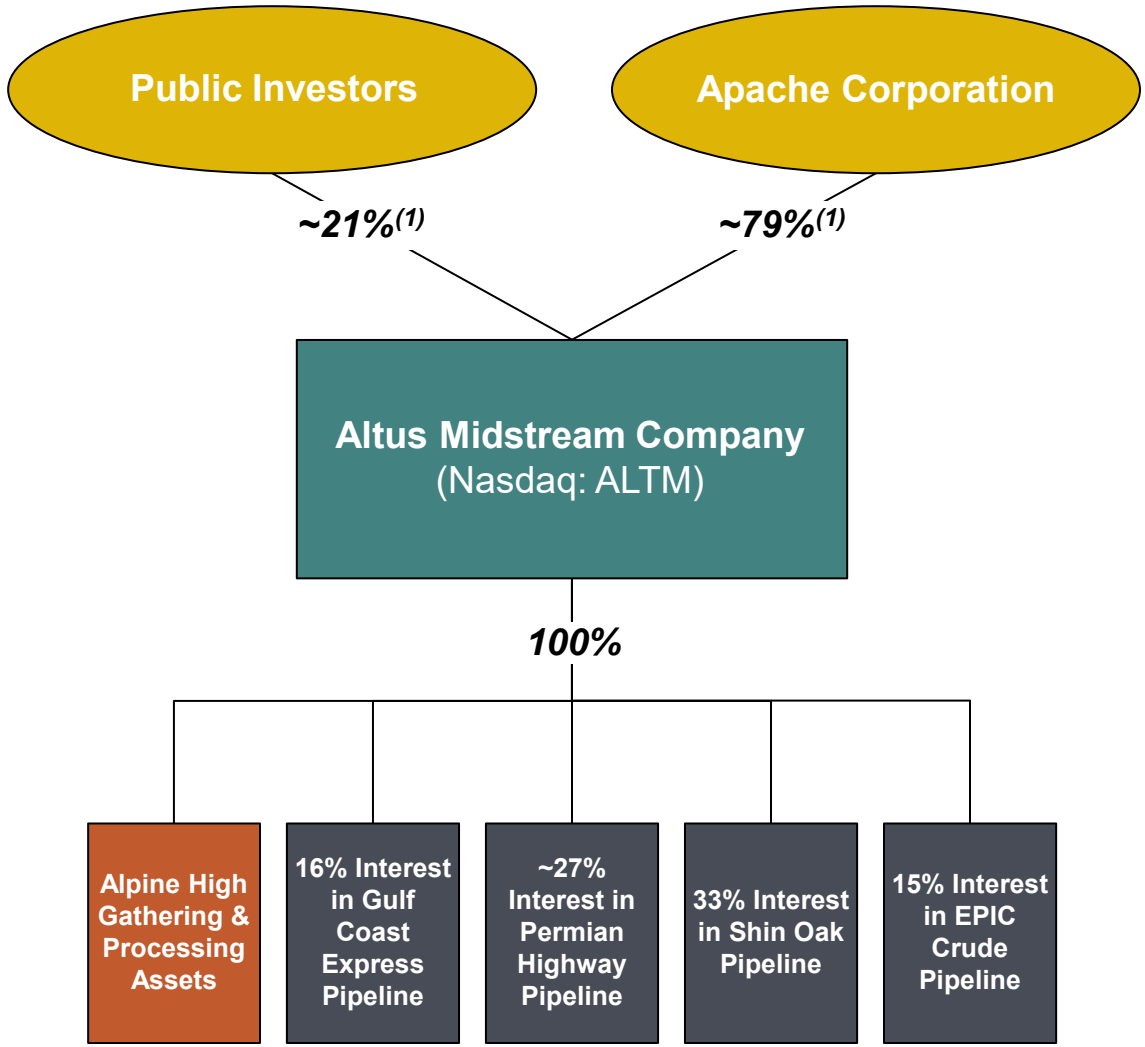

(1) Amounts reflect direct and indirect ownership interests in ALTM.

Financial Overview

2021 Financial Objectives

- Ample liquidity and limited capital needs in 2021 and beyond
- Surety of cash flow to support dividend given stable nature of underlying assets
- DCF coverage for the year expected to be 1.9x[(2)]
- Balance sheet strength (covenant leverage <3x) and refinancing Preferred equity

2021 Balance Sheet and Cash Flow Priorities

1. **Generate meaningful free cash flow**
2. **Fund a quarterly fixed dividend of $1.50/share ($6.00/share annualized)**
3. **Continued focus on balance sheet strength**
4. **Secure third-party G&P opportunities to bolster cash flow**

2021 Cash Flow Generation[(1)]

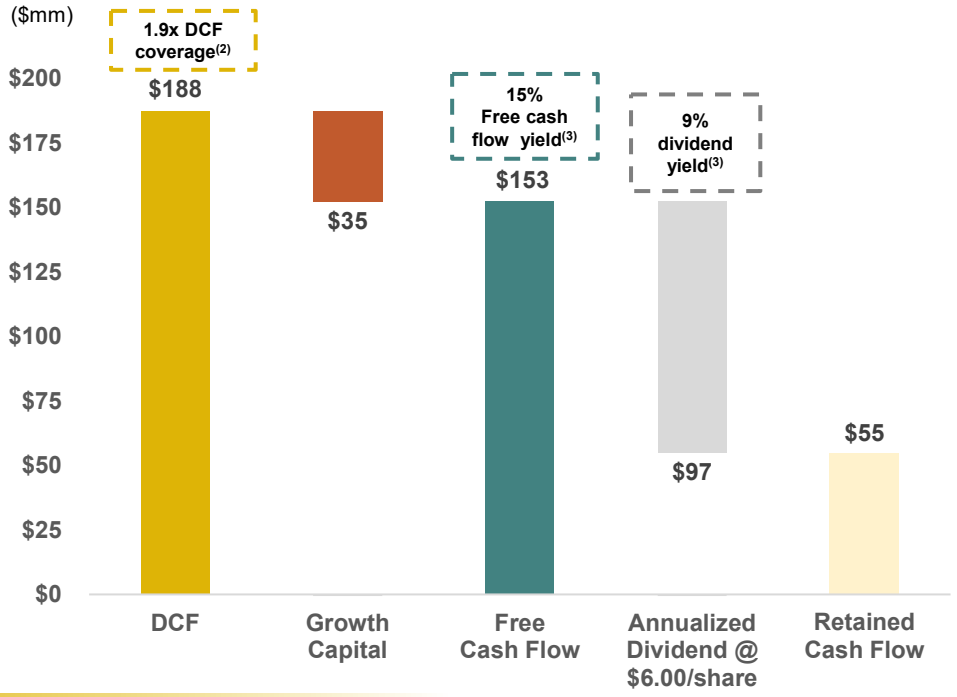

(1) DCF and Growth Capital utilize midpoint of 2021 guidance range. Future quarterly dividends are subject to Board approval. Analysis assumes a full year of dividends in 2021. Retained cash flow can be used to pay down debt or keep on hand. Refer to the Glossary of Terms in the Appendix for definitions of Free Cash Flow and Retained Cash Flow. Metrics as presented in the chart may not recalculate due to rounding.

(2) Coverage ratio calculated as midpoint of 2021 DCF guidance range ($187.5mm) divided by $1.50/share quarterly dividend on an annualized basis ($97.5mm).

(3) Free cash flow yield and dividend yield calculated using ALTM share price as of 7/30/2021 of $63.85/share.

Updates to 2021 Guidance

- **Increased ranges** for Gathered Volumes, Adjusted EBITDA and Distributable Cash Flow, primarily attributable to higher than anticipated volumes for G&P and Shin Oak
- Growth Capital Investments **trending towards the low end of the range**

	Current 2021 Guidance (August 2021)	Previous 2021 Guidance (May 2021)
Gathered Volumes	**415-430 MMcf/d** *(~70-75% rich gas)*	370-410 MMcf/d *(~70% rich gas)*
Adjusted EBITDA	**$260-270 million** *(70-75% attributable to JV pipes)*	$240-270 million *(70-75% attributable to JV pipes)*
Distributable Cash Flow(1)	**$180-195 million**	$165-190 million
Growth Capital Investments	**$30-40 million** *(primarily attributable to PHP; trending towards low end of range)*	$30-40 million *(primarily attributable to PHP)*
Quarterly Dividends(2)	**$1.50/share quarterly** *($6.00/share annualized)*	$1.50/share quarterly *($6.00/share annualized)*

Note: For a reconciliation to the most directly comparable GAAP financial measure, please refer to the Non-GAAP Reconciliations in the Appendix.
(1) Incorporates ~$4mm of G&P maintenance capital for 2021 guidance as of August 2021.
(2) Future quarterly dividends are subject to Board approval.

Near-Term Financing Plan

- Ample liquidity available to execute 2021 dividend and capital program
- Retained cash flow can be used to strengthen the balance sheet or reinvest into the business

3Q-4Q 2021 Sources and Uses of Capital

($ in millions, unless otherwise noted)

Sources of Capital	3Q-4Q 2021E
Distributable Cash Flow[1]	$95
Cash Balance as of 6/30/21	$75
Revolver Capacity	$800
Less: Revolver Balance as of 6/30/21	($657)
Less: Letters of Credit Balance as of 6/30/21	($2)
Total Sources of Capital	**$311**
Excess Sources of Financing	**$252**

Uses of Capital	3Q-4Q 2021E
Common Equity Dividends[2]	$49
Growth Capital Expenditures[1]	$11
Total Uses of Capital	**$60**

2021 dividend payments and capital expenditures funded well within cash flow

Note: For a reconciliation to the most directly comparable GAAP financial measure, please refer to the Non-GAAP Reconciliations in the Appendix. Metrics as presented in the table may not recalculate due to rounding.
[1] Uses midpoint of full year 2021 Altus guidance less 1H21 amount.
[2] Future quarterly dividends are subject to Board approval. Analysis assumes a full year of dividends in 2021 less 1H21 amount.

ALTM: An Attractive Yield Compared to Peers

- ALTM stock continues to trade at a yield higher than the median of its peers, indicating further potential value uplift
- Key potential upside catalysts:
  - Incremental third-party opportunities through the G&P business
  - Increased utilization on liquids pipelines (Shin Oak and EPIC Crude)

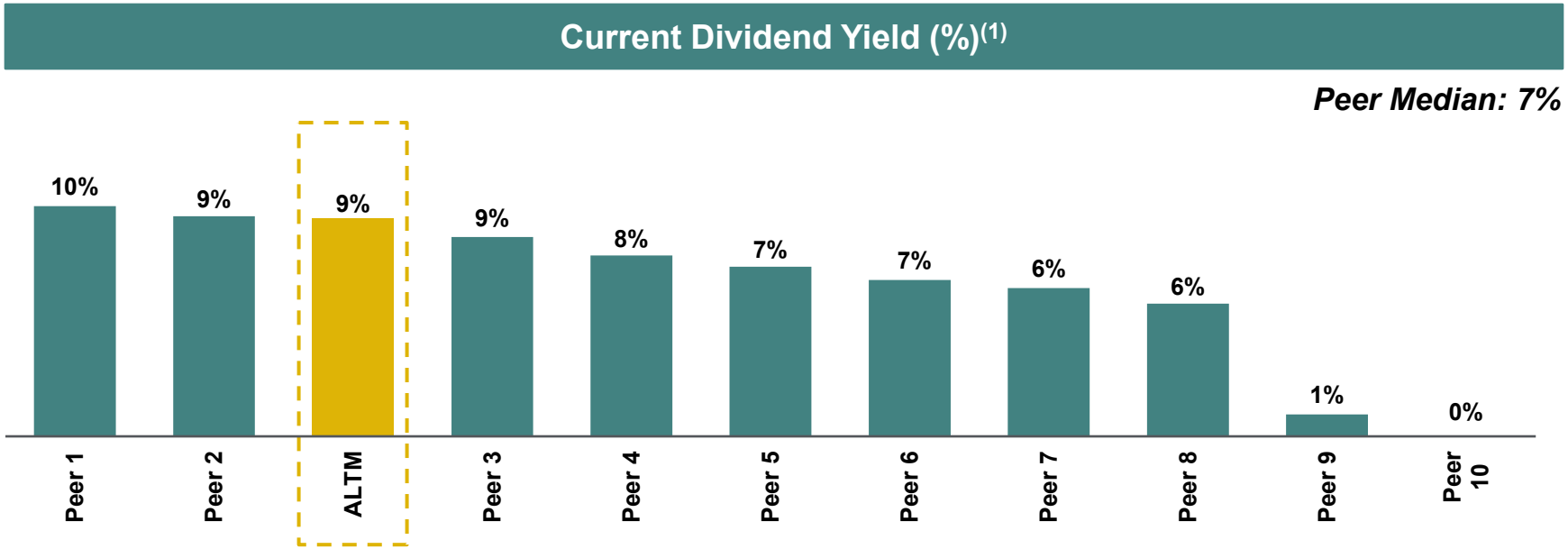

Source: Wall Street research and Factset as of 7/30/2021. Peers include AM, CEQP, DCP, ENLC, ETRN, HESM, OMP, SMLP, TRGP, and WES.
(1) ALTM yield assumes $6.00/share annualized dividend divided by 7/30/2021 closing price of $63.85/share. Current dividend yield for peers calculated as current quarter annualized dividend per share divided by share price as of 7/30/2021.

Asset Overview

Joint Venture Pipelines Overview

Pipeline Map

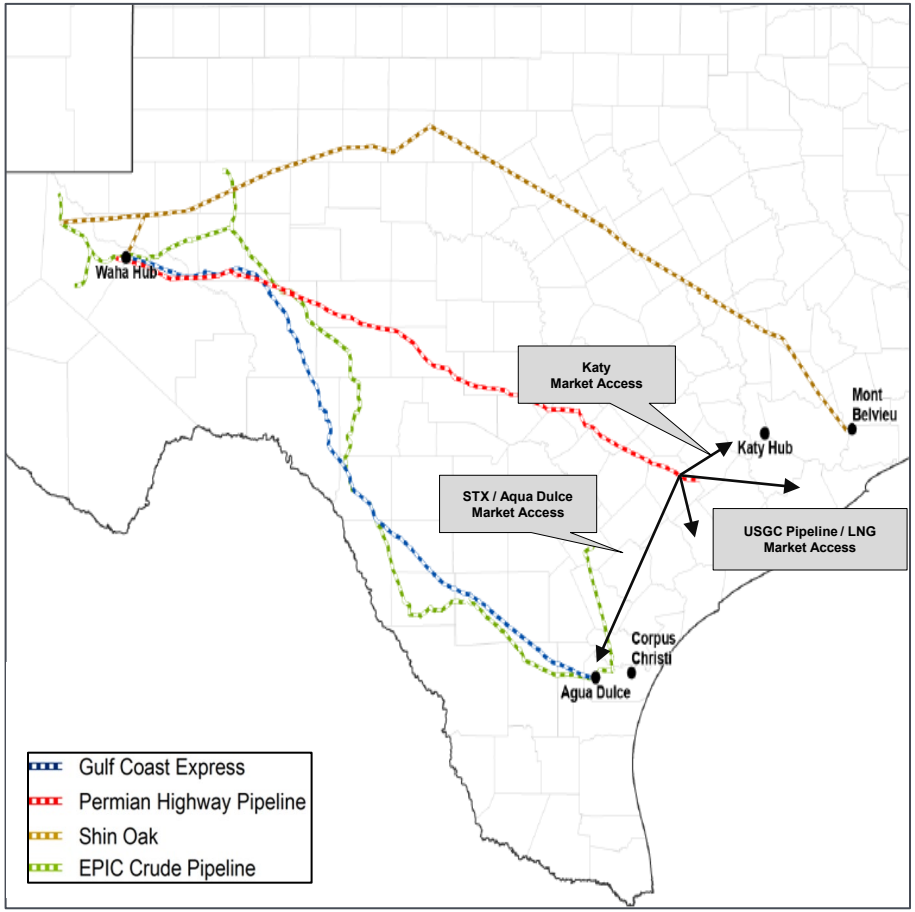

Commentary

- Altus owns equity interests in four joint venture pipelines
- All four pipelines provide takeaway capacity from the Permian Basin to the U.S. Gulf Coast
- All pipelines now in-service (PHP commenced full in-service January 1, 2021)
- Long-haul pipe investments provide diversified cash flow stream across all 3 commodities

Natural Gas	• 16% of KMI's GCX • ~27% of KMI's Permian Highway
NGLs	• 33% of EPD's Shin Oak
Crude	• 15% of EPIC Crude

JV Pipeline Recent Developments

Gulf Coast Express Pipeline	▶ Capacity of 2.0 Bcf/d is fully subscribed under long-term, binding agreements with minimum volume commitments ▶ GCX continues strong performance, with cash flow in-line with expectations
Permian Highway Pipeline	▶ Capacity of 2.1 Bcf/d is fully subscribed under long-term, binding agreements with minimum volume commitments ▶ Full in-service commenced January 1, 2021; total cost estimated at ~$2.2 billion ▶ Cash flow to Altus commenced in 1Q21
Shin Oak NGL Pipeline	▶ 2021 outlook reflects sustained lower activity levels in the Permian Basin and Rockies, with estimated throughput roughly flat year-over-year ▶ Continued stabilization of the macro environment could accelerate Permian and Rockies rig/completion activity and offer a catalyst for Shin Oak volumes
EPIC Crude Pipeline	▶ 2021 outlook reflects sustained lower activity levels in the Permian Basin, with estimated throughput roughly flat year-over-year ▶ Continued stabilization of the macro environment could accelerate Permian Basin rig/completion activity and offer a catalyst for EPIC volumes

Gulf Coast Express (GCX) Overview

Pipeline Map

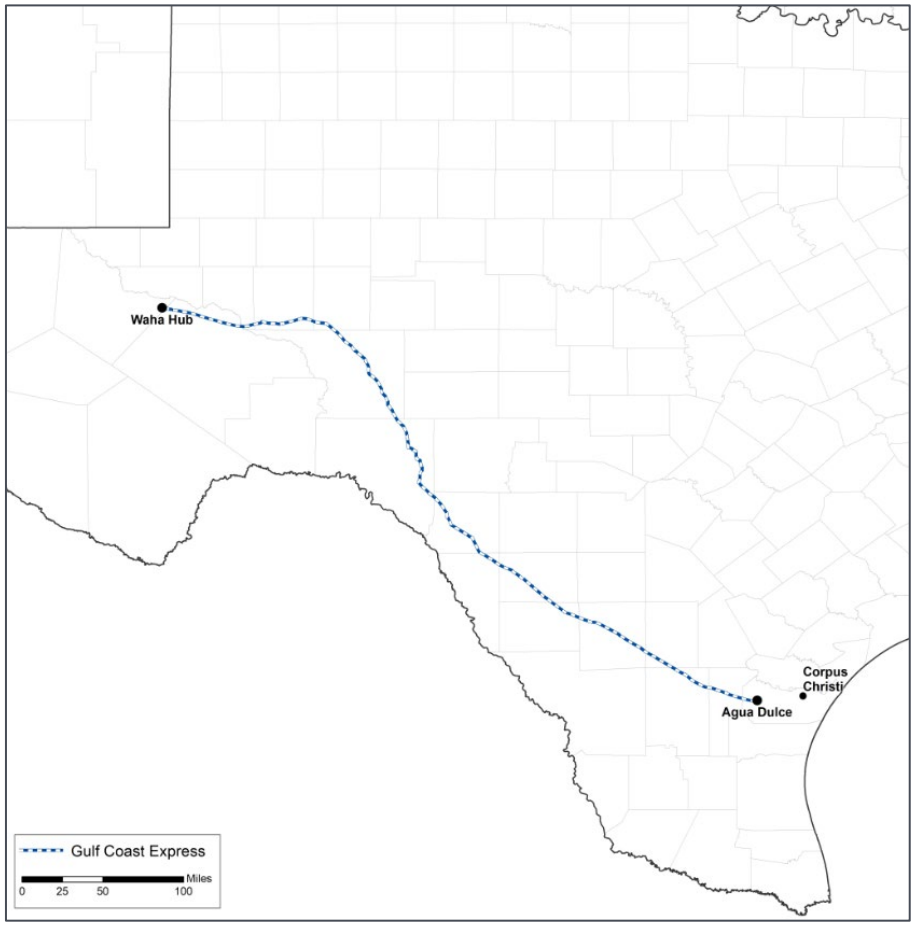

Commentary

- Altus owns 16% of GCX, remaining ownership is 34% Kinder Morgan (Operator), 25% DCP and 25% Targa
- Project Statistics:
  - Capacity: 2.0 Bcf/d
  - Total Project Cost: $1.75 billion
  - In-service: September 2019
  - Capacity is fully subscribed under long-term, binding agreements with minimum volume commitments
  - ~450 miles of 42” pipeline
  - Minimum Contract Term: 10 years
- Provides flexible access to growing markets
  - Exports to Mexico and Gulf Coast LNG liquefaction terminals
  - Growing industrial demand
  - Multiple pipeline interconnects at Agua Dulce including KMI intrastate capacities of over 7 Bcf/d (pipeline) and 132 Bcf (storage)

Permian Highway Pipeline (PHP) Overview

Pipeline Map

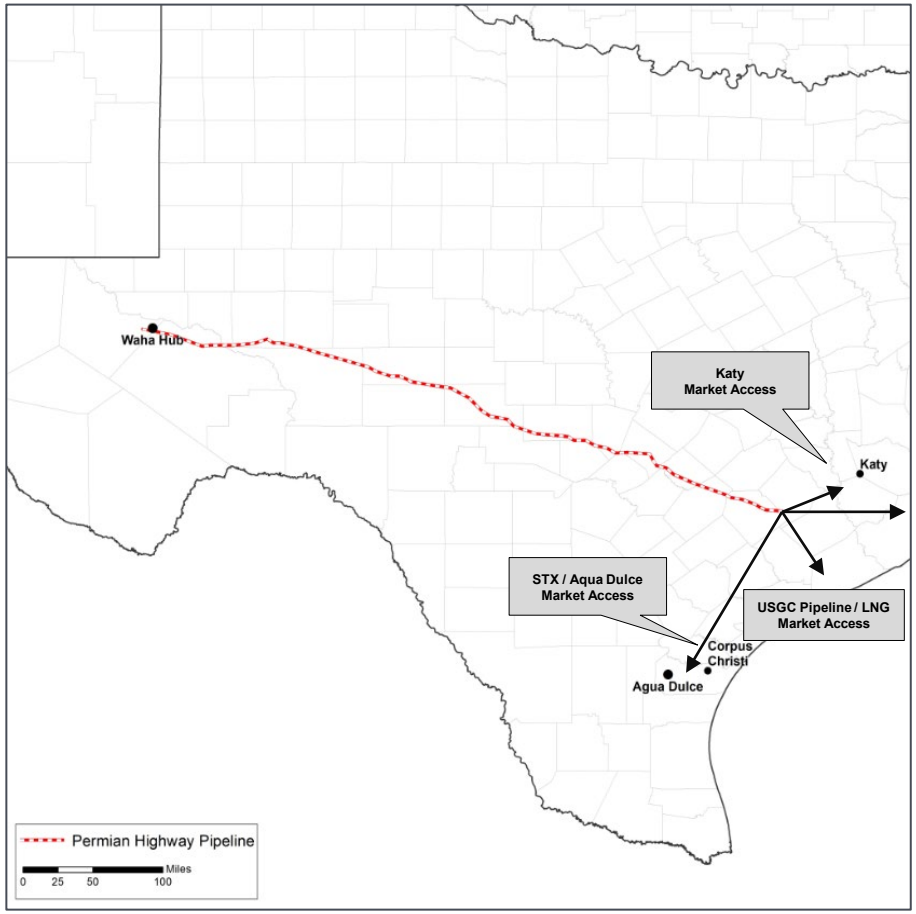

Commentary

- Altus owns ~27% of PHP, remaining ownership is ~27% Kinder Morgan (Operator), ~27% EagleClaw and 20% from an undisclosed anchor shipper
- Project Statistics:
  - Capacity: 2.1 Bcf/d
  - Total Project Cost: ~$2.2 billion
  - In-service: January 2021
    - Cash flow to Altus commenced in 1Q21
  - Capacity is fully subscribed under long-term, binding agreements with minimum volume commitments
  - ~430 miles of 42” pipeline from Waha to Katy, with connections to the U.S. Gulf Coast and Mexico markets
  - Minimum Contract Term: 10 years

Shin Oak Pipeline Overview

Pipeline Map

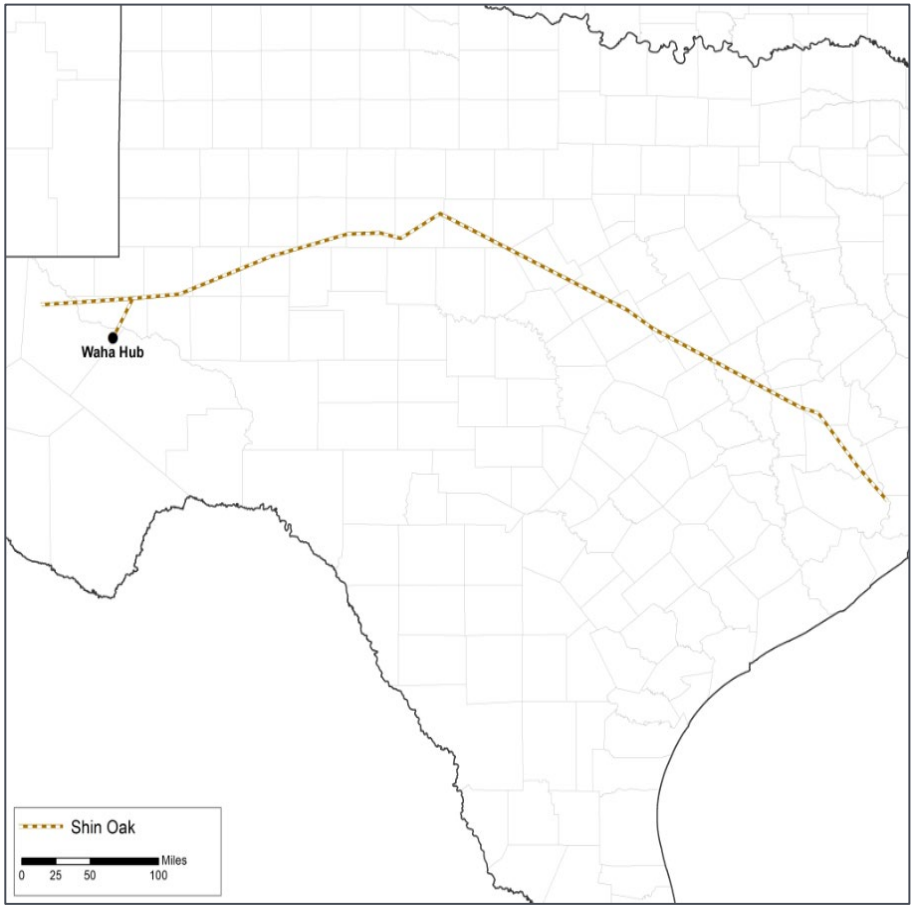

Commentary

- Breviloba LLC owns the Shin Oak NGL Pipeline (Shin Oak) and is owned 67% by Enterprise Products Operating LLC and 33% by Altus
- Pipeline overview:
  - ~658 miles of 24-inch pipeline connecting Orla and Waha to Mont Belvieu NGL fractionation and storage complex
- Shin Oak is differentiated through its integration with Enterprise's existing pipelines and fractionators, providing:
  - Supply from multiple basins (e.g., Rockies through Rocky Mountain and MAPL)
  - Superior flow assurance, provides a competitive advantage to attract third-party business
  - Forward outlook may benefit from an improved macro environment

EPIC Crude Overview

Pipeline Map

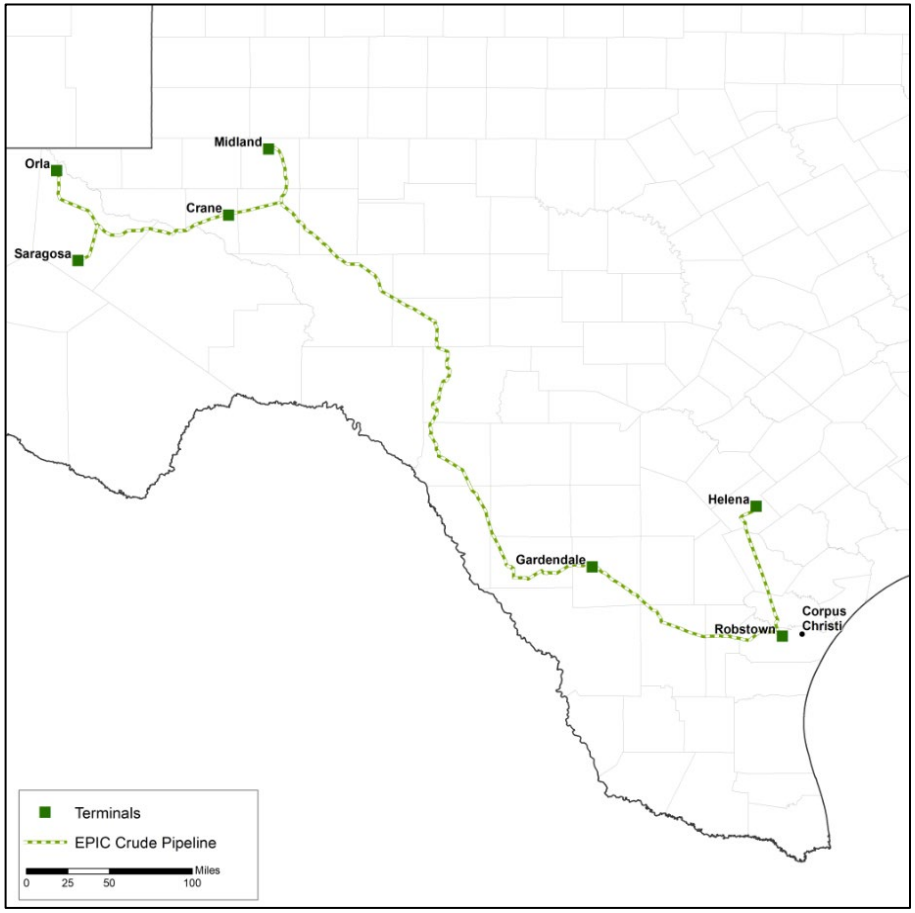

Commentary

- Altus owns 15% of EPIC Crude, remaining ownership is 45% Ares Capital[(1)], 30% Chevron and 10% Rattler Midstream
- The project consists of ~700 miles of pipeline connecting the Permian and Eagle Ford Basins to Corpus Christi
- Current capacity of approximately 600 MBPD
  - Capacity is expandable with the installation of additional pumps and storage
- Commenced full service in April 2020
- Forward outlook may benefit from an improved macro environment
- Revenue generating opportunities through combined pipe / dock ownership leading to potential short-term storage and transport deals

[(1)] Ares Capital is the private equity sponsor that owns EPIC Consolidated Operations, LLC, the Operator of EPIC Crude.

Gathering & Processing Overview

Asset Map

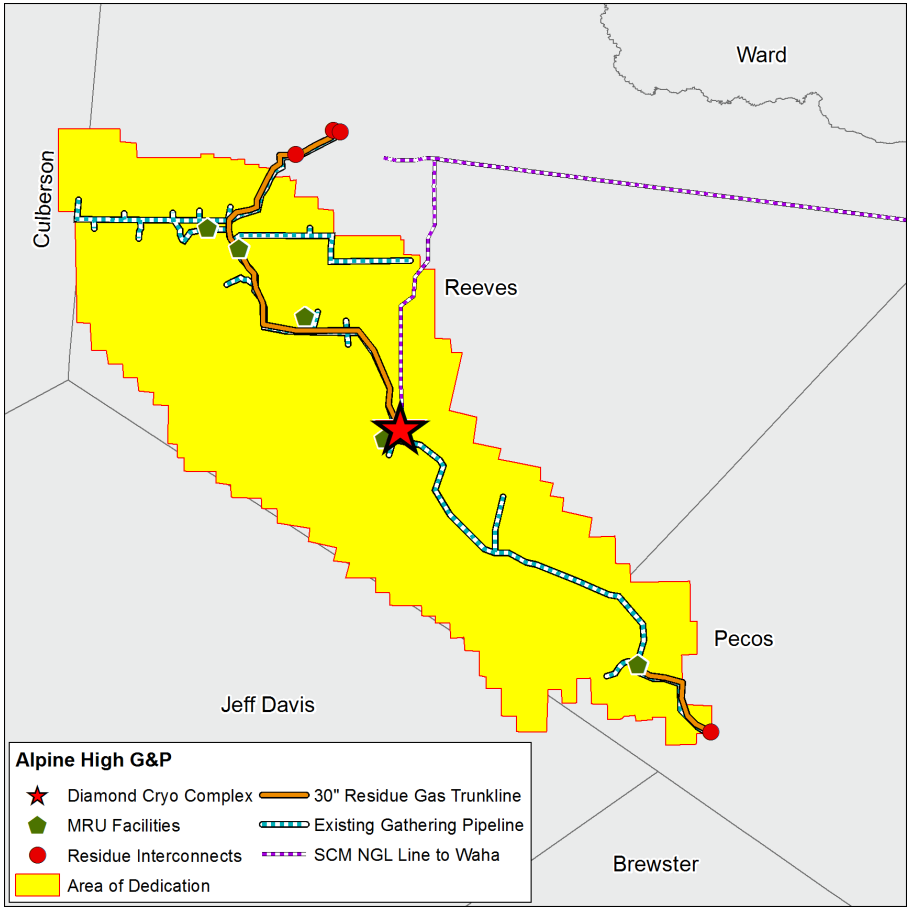

Asset Highlights

- **Rich Gas Processing:**
  - 600 MMcf/d of capacity from three cryo trains online and in-service
  - Cryos performing well, consistently able to run above nameplate capacity with high ethane recovery
- **Lean Gas Treating / Compression:** 400 MMcf/d of current capacity
- **Gas Gathering Pipelines:** ~182 miles in service
- **Residue Pipelines / Market Connections:** ~46 miles in service with 4 market connections (Comanche Trail, El Paso Line 1600, Roadrunner and Trans-Pecos Pipeline)

600 MMcf/d of nameplate cryo capacity currently online

A Clear Leader in ESG

Key Initiatives at Operated Facilities

- Processing plant and compressor stations contain vapor recovery on all tankage
- Maintenance blowdown procedures in place to eliminate methane emissions
- Utilize leak detection at compressor stations
- Optimize use of electric compression assets
- Compressed air used to operate hundreds of pneumatically controlled devices
- Back-up generation power in place, reducing potential power outage related flaring

Cryogenic Facilities



Altus is working with the McDonald Observatory to maintain optimal night sky viewing conditions

Incentive compensation directly influenced by ESG-related goals

Appendix

State of the Art Cryogenic Processing – SRX Technology

- The cryogenic facilities utilize SRX technology to capitalize on better recoveries in ethane rejection mode
- Cleaner, more efficient operations from an ESG perspective
- Drives improved netbacks on third-party volumes
- Standardized units allow for efficient operations at centralized cryo complex

Design Recoveries Across Various Gas Processing Methods

	MRU	GSP Recovery	GSP Rejection	SRX Recovery	SRX Rejection
Ethane	10%	92%	10%	99%	<1%
Propane	45%	99%	65%	100%	100%
Butanes	75%	100%	85%	100%	100%
Pentanes	90%	100%	98%	100%	100%
Hexanes	98%	100%	100%	100%	100%

Joint Venture Pipelines Detail

	Gulf Coast Express	Permian Highway	Shin Oak	EPIC Crude
Product	Natural Gas	Natural Gas	NGL	Crude
Operator	Kinder Morgan	Kinder Morgan	Enterprise Products	EPIC
Project Cost	$1.75 billion	~$2.2 billion	$1.5 billion	$2.4-$2.5 billion
Altus Ownership %	16%	~27%	33%	15%
Origin/Terminus	Waha/Agua Dulce	Waha/Gulf Coast	Waha/Mont Belvieu	Orla/Corpus Christi
Miles of Pipeline	447	430	658	730
Pipeline Capacity	2.0 Bcf/d	2.1 Bcf/d	550 MBPD	600 MBPD
In-Service Date	Sep 2019	Jan 2021	Feb 2019	Apr 2020
Other Owners[1]	KMI, DCP, TRGP	KMI, EagleClaw	EPD	Ares, CVX, RTLR
Contract Mix	MVC	MVC	Dedication	MVC/Dedication

[1] Represents existing project partners and disclosed holders of equity interests.

Non-GAAP Reconciliation – Adjusted EBITDA and DCF

The Company believes Adjusted EBITDA and DCF are useful because they allow the Company to more effectively evaluate its operating performance and compare the results of its operations from period to period and against its peers without regard to financing methods or capital structure.

Our management compensates for the limitations of Adjusted EBITDA as an analytical tool, by reviewing the comparable GAAP measure, understanding the differences between Adjusted EBITDA as compared to net income (loss) including noncontrolling interests and incorporating this knowledge into its decision-making processes. Our management believes that investors benefit from having access to the same financial measures that the Company uses in evaluating operating results.

Adjusted EBITDA Non-GAAP Reconciliation

($ in thousands)	Quarter Ended June 30, 2021	Six Months Ended June 30, 2021
Net income including noncontrolling interests	$ 73,841	$ 96,330
Add:		
Financing costs, net of capitalized interest	2,615	5,213
Depreciation and accretion	4,009	8,009
Impairments	-	441
Equity method interests Adjusted EBITDA	48,385	88,296
Warrants valuation adjustment	-	442
Other	287	456
Less:		
Gain on asset sales	200	276
Interest income	1	2
Unrealized derivative instrument gain	31,006	14,477
Income from equity method interests, net	28,466	50,154
Warrants valuation adjustment	222	-
Adjusted EBITDA (Non-GAAP)	**$ 69,242**	**$ 134,278**
Other midstream activity		
Cash distributions received from equity method interests	$ 44,386	$ 75,736

DCF Non-GAAP Reconciliation(1)

($ in thousands)	Quarter Ended June 30, 2021	Six Months Ended June 30, 2021
Adjusted EBITDA (Non-GAAP)	**$ 69,242**	**$ 134,278**
Add:		
Distributions from equity method interests	44,386	75,736
Less:		
EBITDA from equity method interests	48,385	88,296
Cash interest expense	2,315	4,643
Maintenance capital	769	1,627
Preferred units distributions	11,562	23,124
Distributable Cash Flow (Non-GAAP)	**$ 50,597**	**$ 92,324**

Note: All numbers are in thousands.

(1) DCF includes approximately $2.5 million related to a power credit recorded as other income in the second quarter of 2021 and approximately $9.7 million for the six months ended June 30, 2021. The related power credit will offset the Company's future monthly power payments.

Non-GAAP Reconciliation – Growth Capital

Management believes the presentation of capital investments and growth capital investments is useful for investors to assess Altus' expenditures related to our midstream capital activity. We define capital investments as costs incurred in midstream activities, adjusted to exclude asset retirement obligation revisions and liabilities incurred, while including amounts paid during the period for abandonment and decommissioning expenditures given the uncertainty and timing of when the actual abandonment activity will occur.

Management believes total growth capital investments provides a more accurate reflection of Altus' current-period expenditures related to midstream capital activity and is consistent with how we plan our capital budget.

Growth Capital Non-GAAP Reconciliation

($ in thousands)	Quarter Ended June 30, 2021	Six Months Ended June 30, 2021
Costs incurred in midstream activity		
Property, plant and equipment, gross	$ 708	$ 1,703
Equity method interests	3,633	24,155
Total cost incurred in midstream activity	$ 4,341	$ 25,858
Reconciliation of costs incurred to midstream capital investment:		
Asset retirement obligations incurred and revisions	$ -	$ -
Asset retirement obligations settled	-	-
Total capital investments	**4,341**	**25,858**
Less: Maintenance capital costs incurred	(769)	(1,627)
Total growth capital investments	**$ 3,572**	**$ 24,231**

Note: All numbers are in thousands.

Glossary of Terms

- Adjusted EBITDA is defined as net income (loss) including noncontrolling interest before financing costs (net of capitalized interest), net interest expense, income taxes, depreciation, and accretion and adjusting for such items, as applicable, from income from equity method interests. Also excluded (when applicable) are impairments and other items affecting comparability of results to peers
- Distributable cash flow (DCF) is defined as Adjusted EBITDA less equity interests' Adjusted EBITDA plus cash distributions from equity interests less maintenance capex, cash tax, preferred unit distributions (whether in kind or in cash) and interest expense
- Free cash flow (FCF) is defined as Distributable cash flow less Growth capital investments
- Retained cash flow is defined as Free cash flow less cash dividends to common equity holders
- Reconciliations of forecasted Adjusted EBITDA, distributable cash flow, free cash flow, and retained cash flow to the nearest GAAP measure, net income including non-controlling interests, are not provided because certain of the items necessary to estimate such amounts are not reasonably accessible or estimable at this time. These items primarily relate to lack of available forecast information to reconcile to our share of proportionate net income generated by our interests in third-party pipeline projects
- Capital investment is defined as costs incurred in midstream activities, adjusted to exclude asset retirement obligations revisions and liabilities incurred, while including amounts paid during the period for abandonment and decommissioning expenditures
- Growth capital investments is defined as Capital Investment plus Altus' proportionate share of capital in relation to equity method interests less midstream maintenance capital costs incurred