CREDIT SUISSE 16TH ANNUAL GLOBAL SERVICES CONFERENCE

McGRAW HILL FINANCIAL

Chip Merritt - Vice President, Investor Relations

March 10, 2014

Comparison of Adjusted Information to U.S. GAAP Information

This presentation includes adjusted financial measures that are derived from the Company's continuing operations. This non-GAAP information is provided in order to allow investors to make meaningful comparisons of the Company's operating performance between periods and to view the Company's business from the same perspective as Company management.

The Company's earnings release dated February 4, 2014 contains exhibits that reconcile the differences between the non-GAAP measures and comparable financial measures calculated in accordance with U.S. GAAP.

"Safe Harbor" Statement Under the Private Securities Litigation Reform Act of 1995

This presentation contains forward-looking statements, including without limitation statements relating to our businesses and our prospects, new products, sales, expenses, tax rates, cash flows, and operating and capital requirements that are made pursuant to the safe harbor provisions of the Private Securities Litigation Reform Act of 1995. These forward-looking statements are intended to provide management's current expectations or plans for our future operating and financial performance and are based on assumptions management believes are reasonable at the time they are made.

Forward-looking statements can be identified by the use of words such as "believe," "expect," "plan," "estimate," "project," "target," "anticipate," "intend," "may," "will," "continue" and other words of similar meaning in connection with a discussion of future operating or financial performance. These statements are not guarantees of future performance and involve certain risks, uncertainties and assumptions that are difficult to predict; therefore, actual outcomes and results could differ materially from what is expected or forecasted. These risks and uncertainties include, among others:

- worldwide economic, financial, political and regulatory conditions;
- currency and foreign exchange volatility;
- the effect of competitive products and pricing;
- the level of success of new product development and global expansion;
- the level of future cash flows;
- the levels of capital investments;
- income tax rates;
- restructuring charges;
- the health of debt and equity markets, including credit quality and spreads, the level of liquidity and future debt issuances;
- the level of interest rates and the strength of the capital markets in the U.S. and abroad;
- the demand and market for debt ratings, including collateralized debt obligations, residential and commercial mortgage and asset-backed securities and related asset classes;
- the state of the credit markets and their impact on Standard & Poor's Ratings and the economy in general;
- the regulatory environment affecting Standard & Poor's Ratings and our other businesses;
- the likely outcome and impact of litigation and investigations on our operations and financial condition;
- the level of merger and acquisition activity in the U.S. and abroad;
- continued investment by the construction, automotive, and computer industries;
- the strength and performance of the domestic and international automotive markets;
- the volatility of the energy marketplace;
- and the contract value of public works, manufacturing and single-family unit construction.

We caution readers not to place undue reliance on forward-looking statements

Portfolio Focused on Deep Analytics

STANDARD & POOR'S RATINGS SERVICES McGRAW HILL FINANCIAL	Leading rating agency, with ownership in CRISIL A STANDARD & POOR'S COMPANY
S&P DOW JONES INDICES McGRAW HILL FINANCIAL	Foremost index provider
S&P CAPITAL IQ McGRAW HILL FINANCIAL	High quality data, analytic tools and monetization of ratings information
PLATTS McGRAW HILL FINANCIAL	Principal provider of commodity price assessments and information
J.D. POWER McGRAW HILL FINANCIAL	Primary quality benchmark provider with deep auto expertise
McGRAW HILL CONSTRUCTION McGRAW HILL FINANCIAL	Prominent data and analytics provider to North American commercial real estate market

...With Truly Global Businesses



MHFI Presence

~17,000 Employees

97 Global Offices

North America	
Headcount	5,900
Revenue ($M)	$ 3,063

EMEA	
Headcount	1,800
Revenue ($M)	$ 1,227

APAC	
Headcount	8,800
Revenue ($M)	$ 483

Latin America	
Headcount	500
Revenue ($M)	$ 102

2013 Results by Line of Business

Revenue: $4,875M
($ in millions)

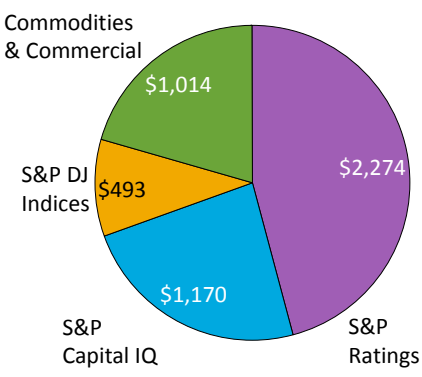

Adj. Segment Op. Profit: $1,805M
($ in millions)

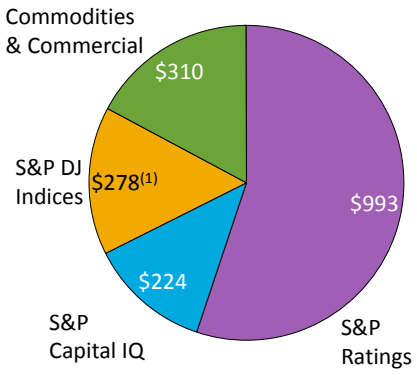

1) Operating profit attributable to the noncontrolling interest of the S&P Dow Jones Indices joint venture was $73 million
Note: Revenue chart excludes consolidating adjustments

Growth and Value Plan Delivered Great Returns

	2011*	2013	Change
Revenue ($M)	$6,246	$4,875	-22%
Adjusted Operating Profit ($M)	$1,498	$1,602	+7%
Adjusted Operating Margin	24%	33%	+9 pts
Adjusted Diluted EPS	$2.91	$3.33	+14%
Capex ($M)	$277**	$117	-58%

* Includes McGraw-Hill Education

** Includes investment in prepublication costs

MHFI Share Price and Total Shareholder Return

01/01/2011 to 12/31/2013

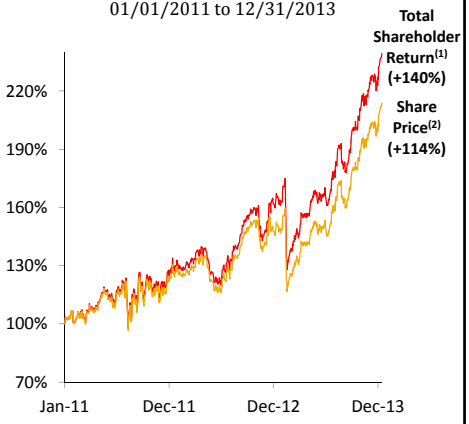

(1) Calculated using dividend adjusted closing share price

(2) Calculated using non-adjusted closing share price

Source: S&P Capital IQ

MHFI: A Proven Track Record of Growth

Annual Revenue Growth Rates

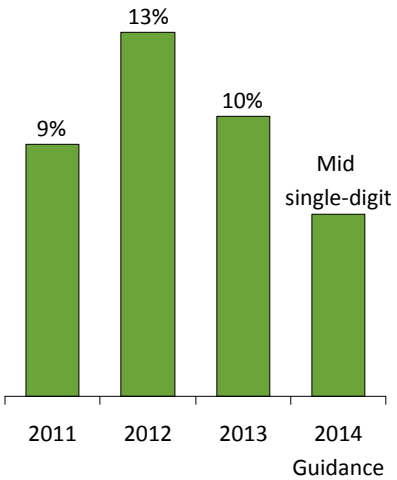

Adjusted Operating Margin

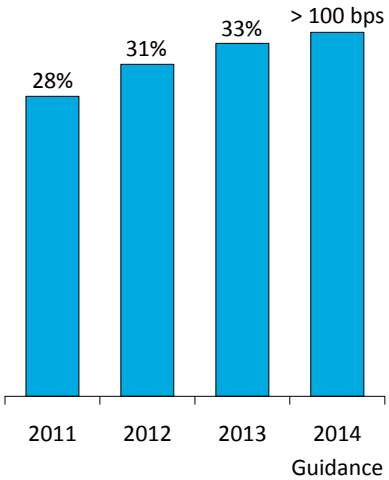

MHFI: Double-Digit Earnings Growth

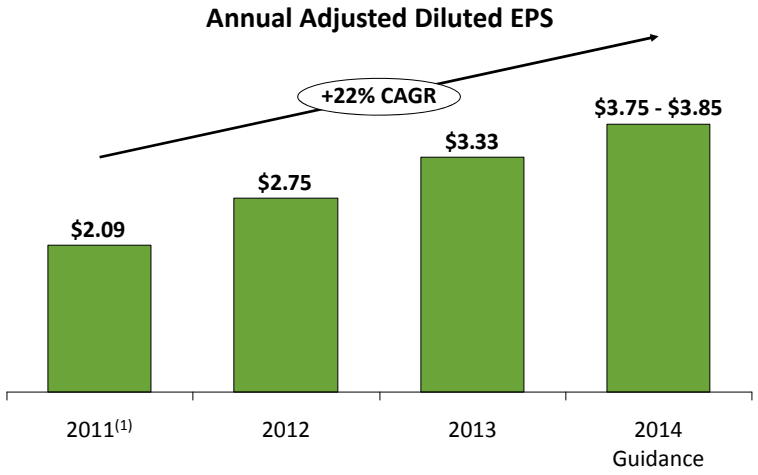

Anticipate free cash flow of approximately $1 billion in 2014

(1) 2011 adjusted EPS excludes gain on divestiture of Broadcasting

Returning Substantial Cash to Shareowners

($ in millions)

Announced new 50 million share repurchase authorization in December

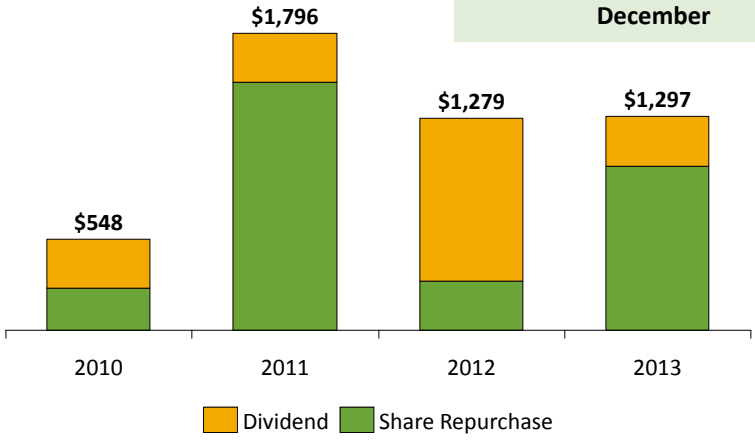

MHFI: Strong 2013 Results

($ in millions)	2013	2012	Change
Revenue	$4,875	$4,450	**+10%**
Adj. Operating Profit	$1,602	$1,385	**+16%**
Adj. Operating Margin	32.9%	31.1%	**+180 bps**
Adj. Diluted EPS	$3.33	$2.75	**+21%**

MHFI: Well Positioned for Sustained Growth

- Leveraging exceptional brands and benchmarks with leading global positions
- Benefiting from key secular trends supporting continued growth
- Delivering growth potential of a focused, inter-related portfolio
- Shifting productivity focus to enterprise-wide capabilities
- Investing to expand the portfolio

Significant Secular Drivers of Growth

- Significant financial requirements as large debt maturities continue and banks deleverage
- Growing gap between global infrastructure investment needs and available public sector funds
- Developing capital markets in emerging countries
- Increased sophistication requires real-time data and analytics
- Continuing shift to index-related investing
- Growing demand across commodities for daily price assessments
- Continuing strength across global automotive market
- Recovery in North American commercial real estate market

Investing to Expand Portfolio: 2011-2013 MHFI Transactions

S&P Dow Jones Indices		S&P Capital IQ	
S&P DOW JONES INDICES	(2012)	cma	(2012)
		QUANTHOUSE	(2012)
		R3 FINANCIAL TECHNOLOGIES	(2012)
Commodities (Platts)		**Standard & Poor's Ratings Services**	
BENTEK Energy	(2011)	COALITION	(2012)
KINGSMAN	(2012)	CRISIL A Standard & Poor's Company	(2013)
Steel Business Briefing	(2011)		

S&P Ratings – Financial Snapshot

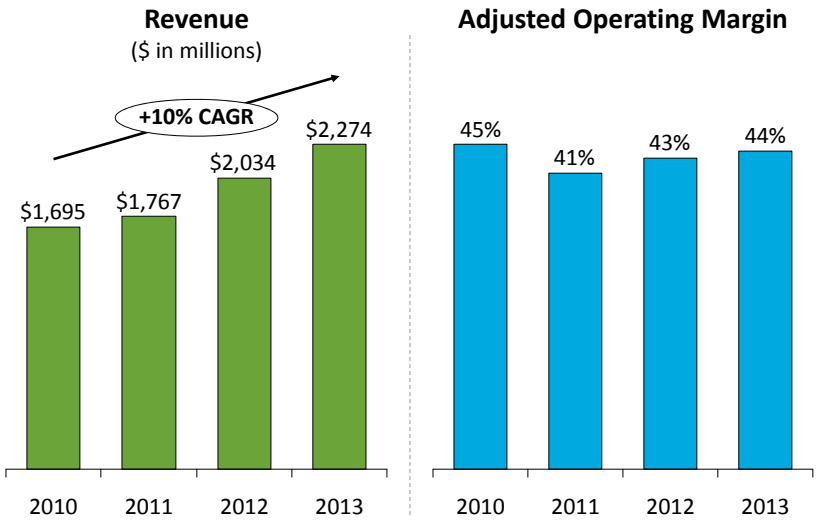

Standard & Poor's Ratings Services

- **Well positioned to capitalize on opportunities provided by structural changes in capital markets:**
  - Developing capital markets
  - Bank deleveraging in developed markets
  - Recovery in structured finance
- **Strong 2013 results driven primarily by strength in:**
  - Corporates, particularly high yield
  - Bank loan ratings
  - Commercial Mortgage-Backed Securities (CMBS) and Collateralized Loan Obligation (CLO)

S&P DJ Indices – Financial Snapshot

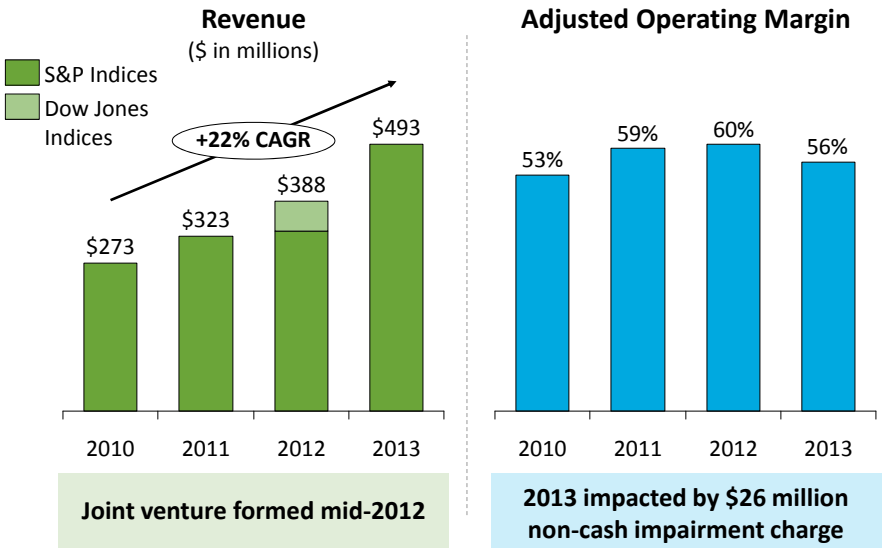

Joint venture formed mid-2012

2013 impacted by $26 million non-cash impairment charge

S&P Dow Jones Indices

- **First year of joint venture now complete**
- **Revenue generated from:**
  - ETF and mutual fund contracts
  - Licensing of indices for derivative trading
  - Profit sharing with exchange partner
  - Data subscriptions
- **2013 results driven by assets under management in ETFs which increased 43% to $668B at end of 2013**
- **Margins benefiting from merger synergies**

S&P Capital IQ – Financial Snapshot

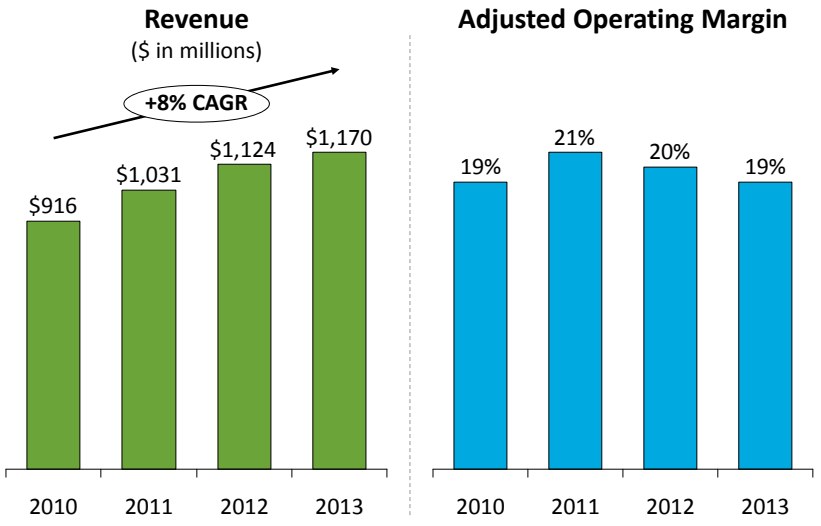

S&P Capital IQ

- Leading provider of data and tools for company, security and portfolio valuation and risk analysis
- Revenue generated from a broad portfolio of capabilities:

Desktop Solutions	**Enterprise Solutions**
Credit Solutions	**Proprietary Research**

- Recent investments enabled Portfolio Management & Risk suite of analytics and enhanced real-time market monitoring and analytics

C&C Markets – Financial Snapshot

PLATTS McGRAW HILL FINANCIAL | J.D. POWER McGRAW HILL FINANCIAL | McGRAW HILL CONSTRUCTION McGRAW HILL FINANCIAL

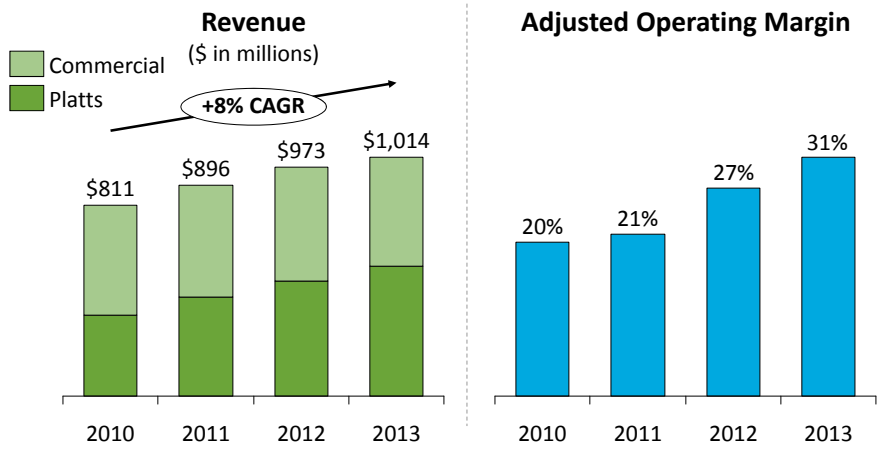

Comparisons impacted by the sale of Aviation Week in August 2013

Commodities & Commercial (C&C) Markets

Premier source of benchmarks, high-value information, data, and analytic services

PLATTS McGRAW HILL FINANCIAL

- 12,000+ price assessments daily
- Oil, gas, petrochemicals, steel, etc.
- Revenue generated from subscriptions and licensing for derivative trading
- Deepening customer penetration, strengthening analytics capabilities, and adding new benchmarks

J.D. POWER McGRAW HILL FINANCIAL | McGRAW HILL CONSTRUCTION McGRAW HILL FINANCIAL

- Revenue generated from subscriptions, proprietary research, and brand licensing
- J.D. Power expanding rapidly in Asia-Pacific

McGraw Hill Financial

- A new company with a 125-year heritage
- Excellent 2013 results
- Delivering growth potential with a focused, inter-related portfolio
- 2014 guidance indicates strong performance:
  - Mid single-digit, top-line growth
  - Adjusted diluted EPS guidance of $3.75 – $3.85
- Strong balance sheet and cash flow enables continued investment while returning cash to shareowners
- Well positioned to sustain growth

Hosting Investor Day March 18



McGraw Hill Financial
Investor Day

McGRAW HILL FINANCIAL
Essential Intelligence

Douglas Peterson, President and Chief Executive Officer of McGraw Hill Financial, Inc. invites you to MHFI's first Investor Day which will be held on March 18, 2014. He and other members of senior management will provide greater insight into the new McGraw Hill Financial.

Tuesday, March 18, 2014
New York Hilton Midtown
1335 Avenue of the Americas (54th Street)
New York, NY 10019
Escalators to Coat Check, Second Floor
Meeting: Trianon & Mercury Ballrooms, Third Floor

12pm–1pm
Registration, Lunch & Product Demonstrations

1pm–430pm
Presentations and Q&A Sessions
(Available via live video webcast)

430pm–530pm
Cocktails, Hors d'oeuvres & Product Demonstrations

RSVP IS REQUIRED TO ATTEND
Register by March 3, 2014

Register via email:
investor.relations@mhfi.com

For more information or if you have any questions regarding Investor Day, please contact Jane Karanymiak at (212) 512-6093, or email investor.relations@mhfi.com


McGRAW HILL
FINANCIAL
Essential Intelligence