

BMO 2021 Growth & ESG Conference

Chip Merritt
SVP Investor Relations

December 8, 2021

Disclaimer regarding announcement of S&P Global and IHS Markit's definitive merger agreement

S&P Global announced on March 11, 2021 that its shareholders overwhelmingly voted to approve the Company's proposed transaction with IHS Markit at a special meeting of the Company's shareholders. Approximately 99% of votes cast were in favor of the transaction. IHS Markit shareholders also overwhelmingly voted to approve the combination with S&P Global at a special meeting of its shareholders held separately on March 11, 2021. S&P Global and IHS Markit are continuing to work toward closing the transaction and, as of October 22, 2021, now expect the transaction to close in the first quarter of 2022, which remains subject to the receipt of the required regulatory approvals and the satisfaction of other customary closing conditions.

No Offer or Solicitation

This communication is not intended to and shall not constitute an offer to sell or the solicitation of an offer to sell or the solicitation of an offer to buy any securities or a solicitation of any vote of approval, nor shall there be any sale of securities in any jurisdiction in which such offer, solicitation or sale would be unlawful prior to registration or qualification under the securities laws of any such jurisdiction. No offering of securities shall be made except by means of a prospectus meeting the requirements of Section 10 of the Securities Act of 1933, as amended.

Important Information About the Transaction and Where to Find It

In connection with the proposed transaction, S&P Global and IHS Markit have filed and will file relevant materials with the SEC. On January 8, 2021, S&P Global filed with the SEC a registration statement on Form S-4, as amended (No. 333-251999), to register the shares of S&P Global common stock to be issued in connection with the proposed transaction. The registration statement, which was declared effective by the SEC on January 22, 2021, includes a definitive joint proxy statement/prospectus of S&P Global and IHS Markit. The definitive joint proxy statement/prospectus was mailed to the shareholders of S&P Global and IHS Markit seeking their approval of their respective transaction-related proposals. INVESTORS AND SECURITY HOLDERS ARE URGED TO READ THE REGISTRATION STATEMENT ON FORM S-4 AND THE RELATED JOINT PROXY STATEMENT/PROSPECTUS, AS WELL AS ANY AMENDMENTS OR SUPPLEMENTS TO THOSE DOCUMENTS AND ANY OTHER RELEVANT DOCUMENTS THAT ARE FILED OR TO BE FILED WITH THE SEC IN CONNECTION WITH THE PROPOSED TRANSACTION, CAREFULLY AND IN THEIR ENTIRETY BECAUSE THEY CONTAIN OR WILL CONTAIN IMPORTANT INFORMATION ABOUT S&P GLOBAL, IHS MARKIT AND THE PROPOSED TRANSACTION.

Investors and security holders may obtain copies of these documents free of charge through the website maintained by the SEC at www.sec.gov or from S&P Global at its website, or from IHS Markit at its website. Documents filed with the SEC by S&P Global will be available free of charge by accessing S&P Global's website at www.spglobal.com under the heading Investor Relations, or, alternatively, by directing a request by telephone to 866-436-8502 (domestic callers) or 212-438-2192 (international callers) or by mail to S&P Global at Investor Relations, S&P Global Inc., 55 Water Street, New York, NY 10041, and documents filed with the SEC by IHS Markit will be available free of charge by accessing IHS Markit's website at www.ihsmarkit.com under the heading Investor Relations or, alternatively, by directing a request by telephone to 303-790-0600 or by mail to IHS Markit at IHS Markit Investor Relations and Corporate Communications, 15 Inverness Way East, Englewood, CO 80112.

“Safe Harbor” statement under the Private Securities Litigation Reform Act of 1995

This presentation contains “forward-looking statements,” as defined in the Private Securities Litigation Reform Act of 1995. These statements, including statements about COVID-19 and the merger (the “Merger”) between a subsidiary of the Company and IHS Markit Ltd. (“IHS Markit”), which express management’s current views concerning future events, trends, contingencies or results, appear at various places in this [presentation/press release] and use words like “anticipate,” “assume,” “believe,” “continue,” “estimate,” “expect,” “forecast,” “future,” “intend,” “plan,” “potential,” “predict,” “project,” “strategy,” “target” and similar terms, and future or conditional tense verbs like “could,” “may,” “might,” “should,” “will” and “would.” For example, management may use forward-looking statements when addressing topics such as: the outcome of contingencies; future actions by regulators; changes in the Company’s business strategies and methods of generating revenue; the development and performance of the Company’s services and products; the expected impact of acquisitions and dispositions; the Company’s effective tax rates; and the Company’s cost structure, dividend policy, cash flows or liquidity.

Forward-looking statements are subject to inherent risks and uncertainties. Factors that could cause actual results to differ materially from those expressed or implied in forward-looking statements include, among other things:

- worldwide economic, financial, political and regulatory conditions, and factors that contribute to uncertainty and volatility, natural and man-made disasters, civil unrest, pandemics (e.g., COVID-19), geopolitical uncertainty, and conditions that may result from legislative, regulatory, trade and policy changes;
- the satisfaction of the conditions precedent to consummation of the Merger, including the ability to secure regulatory approvals and consummate related dispositions on the terms expected at all or in a timely manner;
- the occurrence of events that may give rise to a right of one or both of the parties to terminate the merger agreement;
- uncertainty relating to the impact of the Merger, divestitures and liability management transactions on the businesses of the Company and IHS Markit, including potential adverse reactions or changes to the market price of the Company’s common stock and IHS Markit shares resulting from the announcement or completion of the Merger and changes to existing business relationships during the pendency of the acquisition that could affect the Company’s and/or IHS Markit’s financial performance;
- risks relating to the value of the Company’s stock to be issued in the Merger, significant transaction costs and/or unknown liabilities;
- the ability of the Company to successfully integrate IHS Markit’s operations and retain and hire key personnel of both companies;
- the ability of the Company to retain customers and to implement its plans, forecasts and other expectations with respect to IHS Markit’s business after the consummation of the Merger and realize expected synergies;
- business disruption following the Merger;
- the possibility that the Merger may be more expensive to complete than anticipated, including as a result of unexpected factors or events;
- the Company’s and IHS Markit’s ability to meet expectations regarding the accounting and tax treatments of the Merger;
- the Company’s ability to successfully recover should it experience a disaster or other business continuity problem from a hurricane, flood, earthquake, terrorist attack, pandemic, security breach, cyber attack, data breach, power loss, telecommunications failure or other natural or man-made event, including the ability to function remotely during long-term disruptions such as the ongoing COVID-19 pandemic;
- the Company’s ability to maintain adequate physical, technical and administrative safeguards to protect the security of confidential information and data, and the potential for a system or network disruption that results in regulatory penalties and remedial costs or improper disclosure of confidential information or data;
- the outcome of litigation, government and regulatory proceedings, investigations and inquiries;
- the health of debt and equity markets, including credit quality and spreads, the level of liquidity and future debt issuances,
- demand for investment products that track indices and assessments and trading volumes of certain exchange traded derivatives;
- the demand and market for credit ratings in and across the sectors and geographies where the Company operates;
- concerns in the marketplace affecting the Company’s credibility or otherwise affecting market perceptions of the integrity or utility of independent credit ratings, benchmarks and indices;
- the effect of competitive products and pricing, including the level of success of new product developments and global expansion;
- the Company’s exposure to potential criminal sanctions or civil penalties for noncompliance with foreign and U.S. laws and regulations that are applicable in the domestic and international jurisdictions in which it operates, including sanctions laws relating to countries such as Iran, Russia, Sudan, Syria and Venezuela, anti-corruption laws such as the U.S. Foreign Corrupt Practices Act and the U.K. Bribery Act of 2010, and local laws prohibiting corrupt payments to government officials, as well as import and export restrictions;
- the continuously evolving regulatory environment, in Europe, the United States and elsewhere around the globe, affecting S&P Global Ratings, S&P Global Platts, S&P Dow Jones Indices, S&P Global Market Intelligence and the products those business divisions offer including our ESG products, and the Company’s compliance therewith;
- the Company’s ability to make acquisitions and dispositions and successfully integrate the businesses we acquire;
- consolidation in the Company’s end-customer markets;
- the introduction of competing products or technologies by other companies;
- the impact of customer cost-cutting pressures, including in the financial services industry and the commodities markets;
- a decline in the demand for credit risk management tools by financial institutions;
- the level of merger and acquisition activity in the United States and abroad;
- the volatility and health of the energy and commodities markets;
- our ability to attract, incentivize and retain key employees, especially in today’s competitive business environment;
- the level of the Company’s future cash flows and capital investments;
- the impact on the Company’s revenue and net income caused by fluctuations in foreign currency exchange rates;
- the Company’s ability to adjust to changes in European and United Kingdom markets as the United Kingdom leaves the European Union, and the impact of the United Kingdom’s departure on our credit rating activities and other offerings in the European Union and United Kingdom; and
- the impact of changes in applicable tax or accounting requirements on the Company.

The factors noted above are not exhaustive. The Company and its subsidiaries operate in a dynamic business environment in which new risks emerge frequently. Accordingly, the Company cautions readers not to place undue reliance on any forward-looking statements, which speak only as of the dates on which they are made. The Company undertakes no obligation to update or revise any forward-looking statement to reflect events or circumstances arising after the date on which it is made, except as required by applicable law. Further information about the Company’s businesses, including information about factors that could materially affect its results of operations and financial condition, is contained in the Company’s filings with the SEC, including Item 1A, *Risk Factors*, in our most recently filed Annual Report on Form 10-K.

Comparison of adjusted information to U.S. GAAP information

This presentation includes adjusted financial measures that are derived from the Company's continuing operations. This non-GAAP information is provided in order to allow investors to make meaningful comparisons of the Company's operating performance between periods and to view the Company's business from the same perspective as Company management.

The Company's earnings release dated October 26, 2021 and the appendix of this presentation contains exhibits that reconcile the differences between the non-GAAP measures and comparable financial measures calculated in accordance with U.S. GAAP. Such exhibits are available on the Company's website at <http://investor.spglobal.com/quarterly-earnings>

Reconciliations of certain forward-looking non-GAAP financial measures to comparable GAAP measures are not available due to the challenges and impracticability with estimating some of the items. The Company is not able to provide reconciliations of such forward-looking non-GAAP financial measures because certain items required for such reconciliations are outside the Company's control and/or cannot be reasonably predicted. Because of those challenges, reconciliations of such forward-looking non-GAAP financial measures are not available without unreasonable effort.

Data into insights. Essential intelligence for an ever-changing world.

We provide data & analytics, research & commentary, benchmarks, credit ratings and ESG solutions through the collective strength of our divisions.

S&P Global
Ratings

S&P Global
Market Intelligence

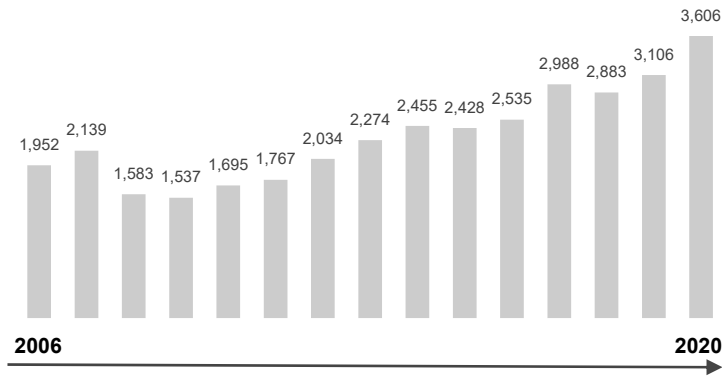
**S&P Dow Jones
Indices**

A Division of **S&P Global**

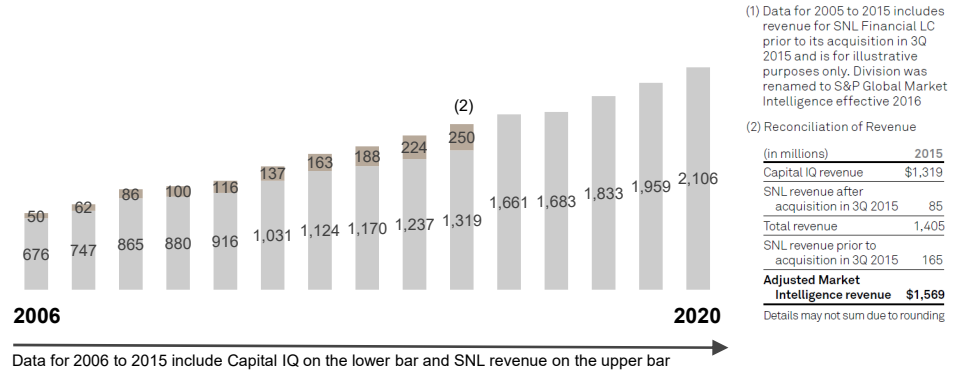
S&P Global
Platts

Revenue by business for the past 15 years

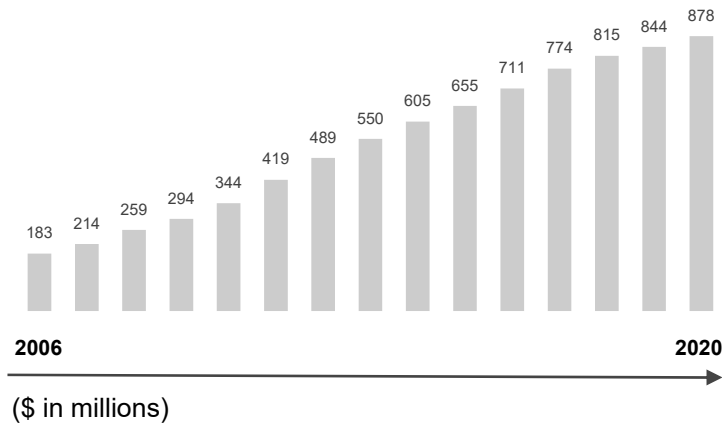
S&P Global Ratings



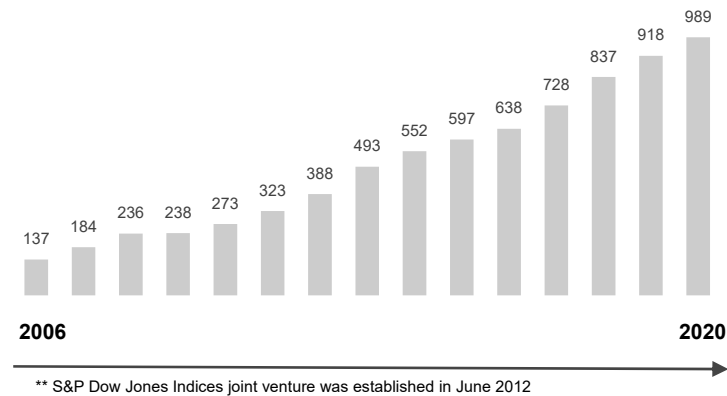
S&P Global Market Intelligence (1, 2)



S&P Global Platts



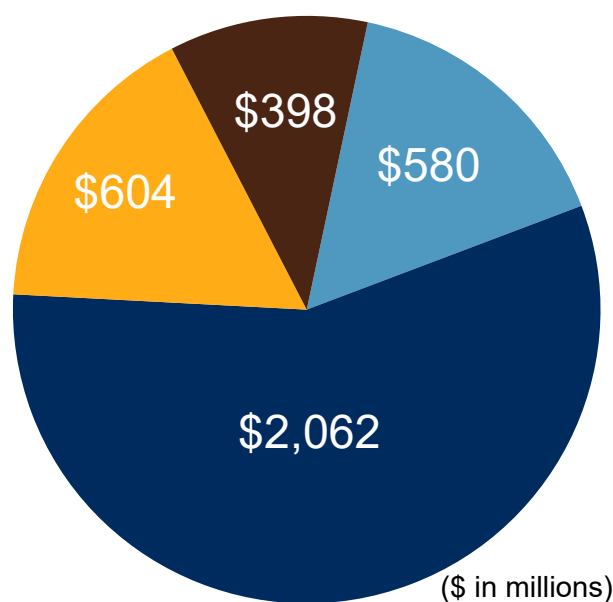
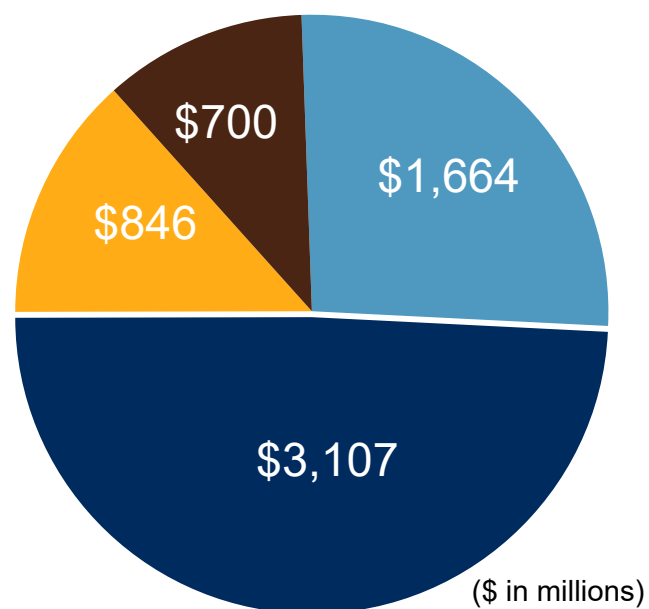
S&P Dow Jones Indices**



3Q YTD 2021 results by segment

Revenue: \$6,209 million

Adjusted segment operating profit: \$3,644 million



- Market Intelligence
- Ratings¹
- S&P Dow Jones Indices²
- Platts

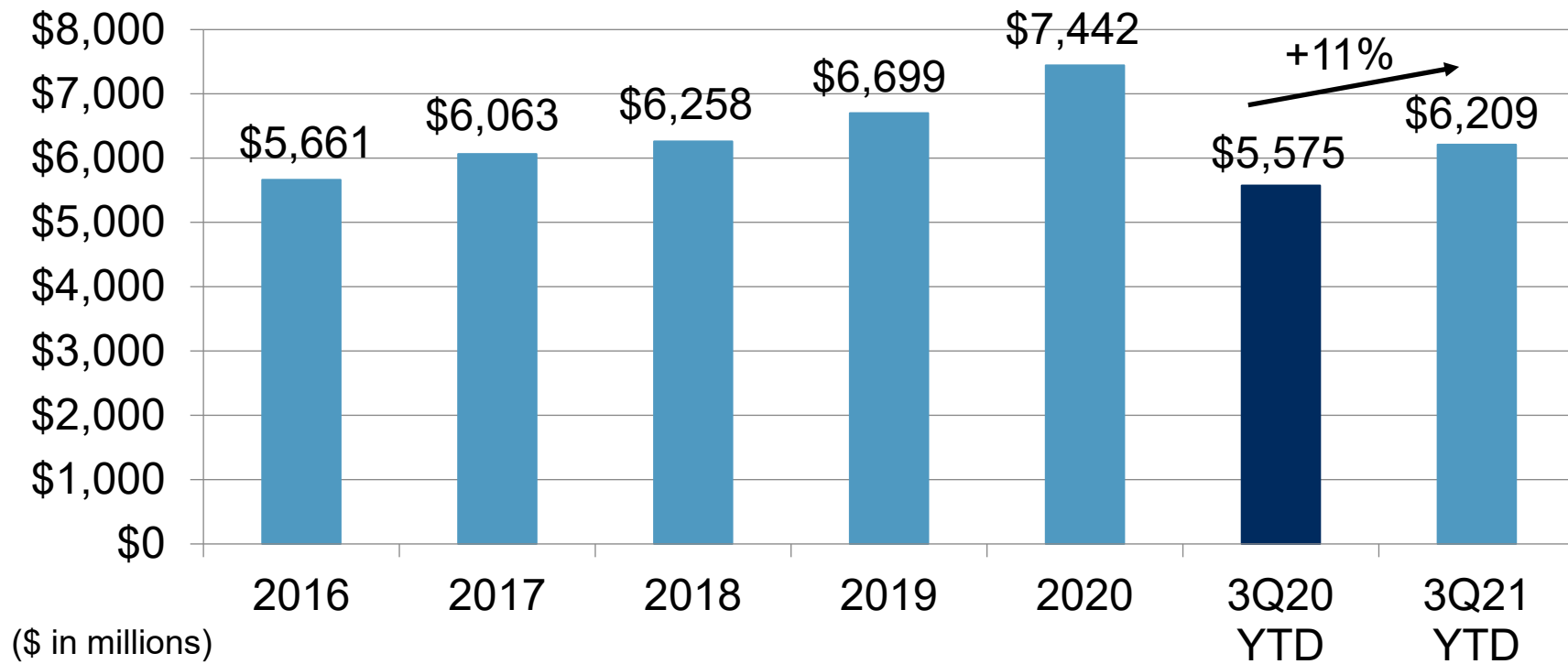
Notes: Revenue chart excludes consolidating adjustments

1) Includes CRISIL

2) Includes operating profit attributable to the noncontrolling interest of the S&P Dow Jones Indices joint venture of \$161 million

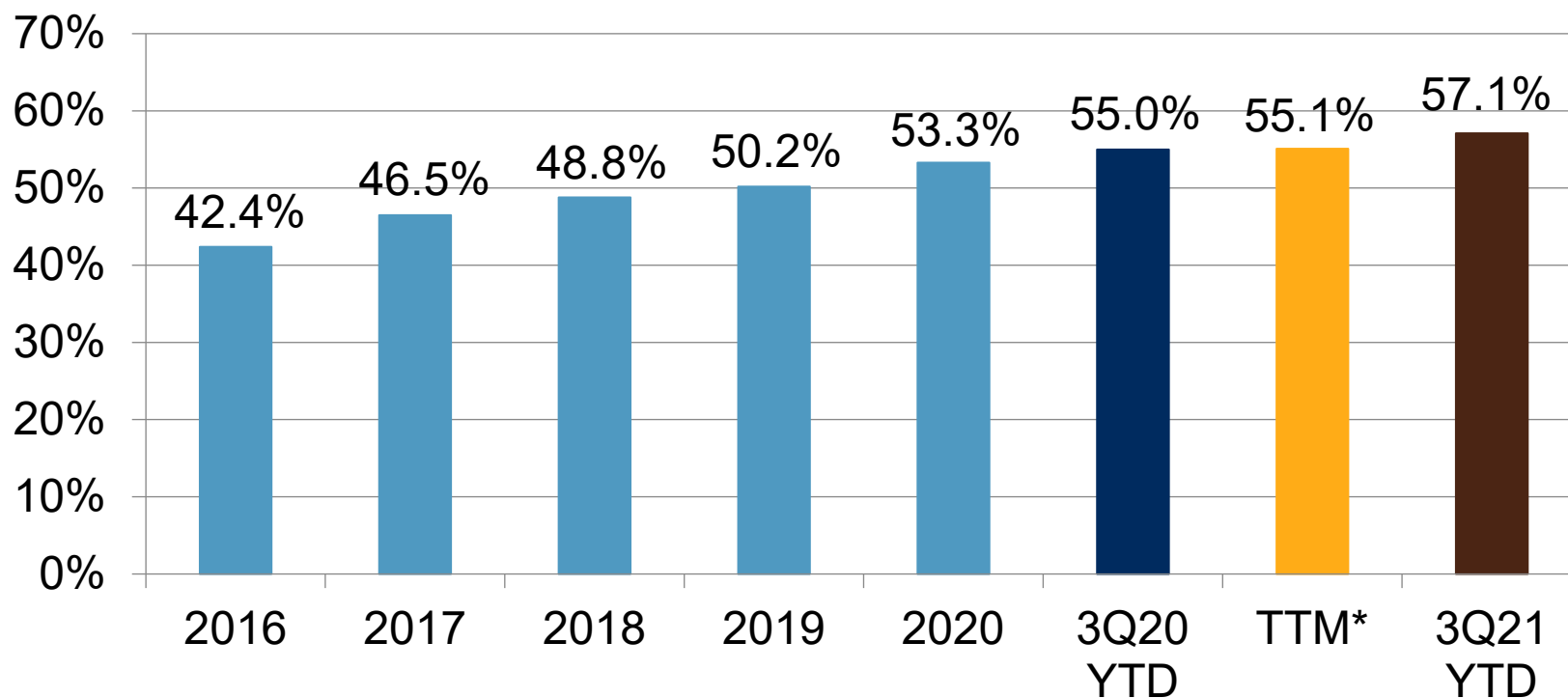
Consistent revenue growth

Revenue
4-year CAGR: 7%



Adjusted operating profit margin improvement continues

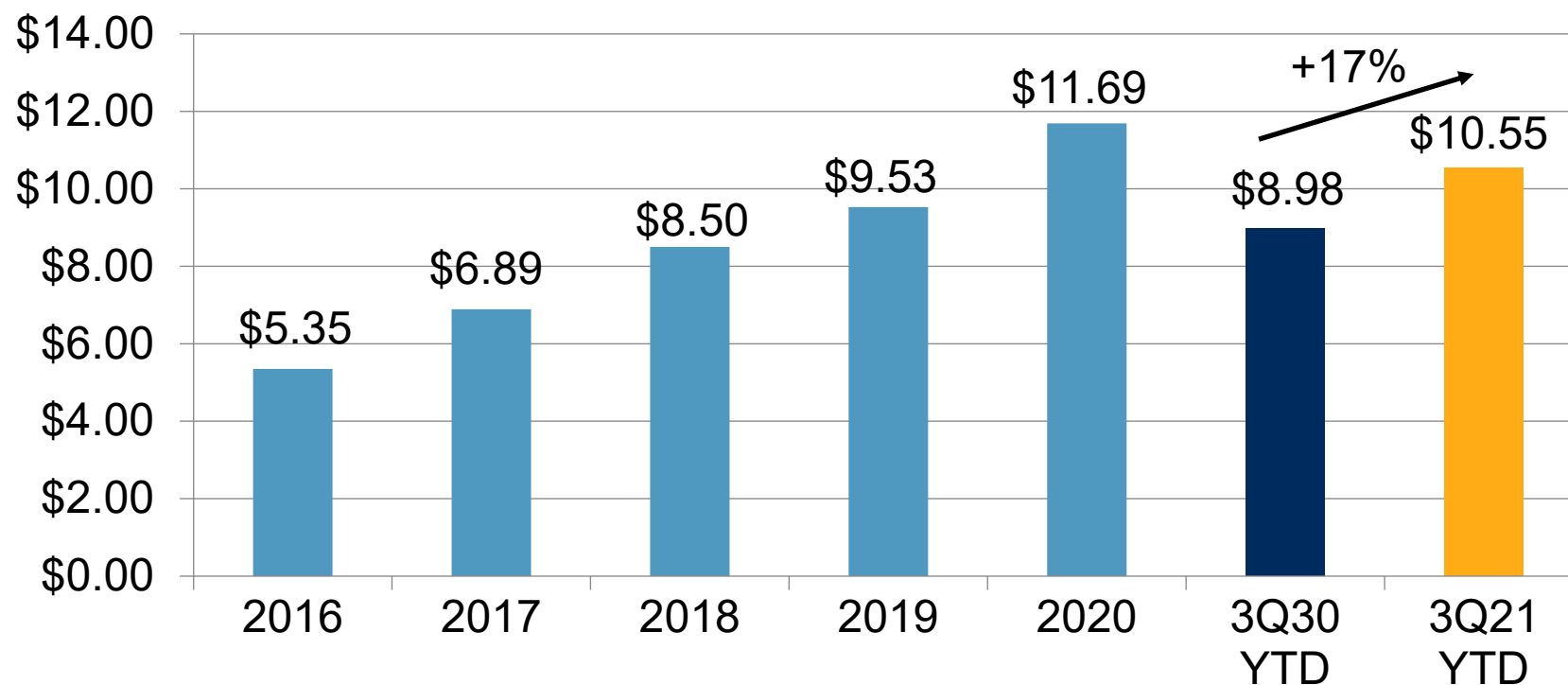
Adjusted Operating Profit Margin




Adjusted diluted earnings per share growth continues

Adjusted Diluted Earnings Per Share

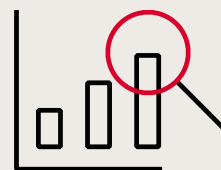
4-year CAGR: 22%



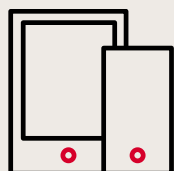
Secular Market Trends Position S&P Global for Sustained Long-Term Growth



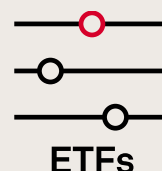
Alternative and unstructured data bring new insights to the markets to make better and faster decisions with confidence.



Demand is increasing for tools and solutions to monitor and manage **enterprise, credit, and counterparty risks**.



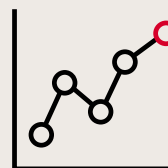
Digital transformation is changing what we do, with everything we do, everyday.



Assets are shifting to **index and factor-based investments** at an increasing pace.



ESG, Climate and Energy Transition require new data sets and tools.



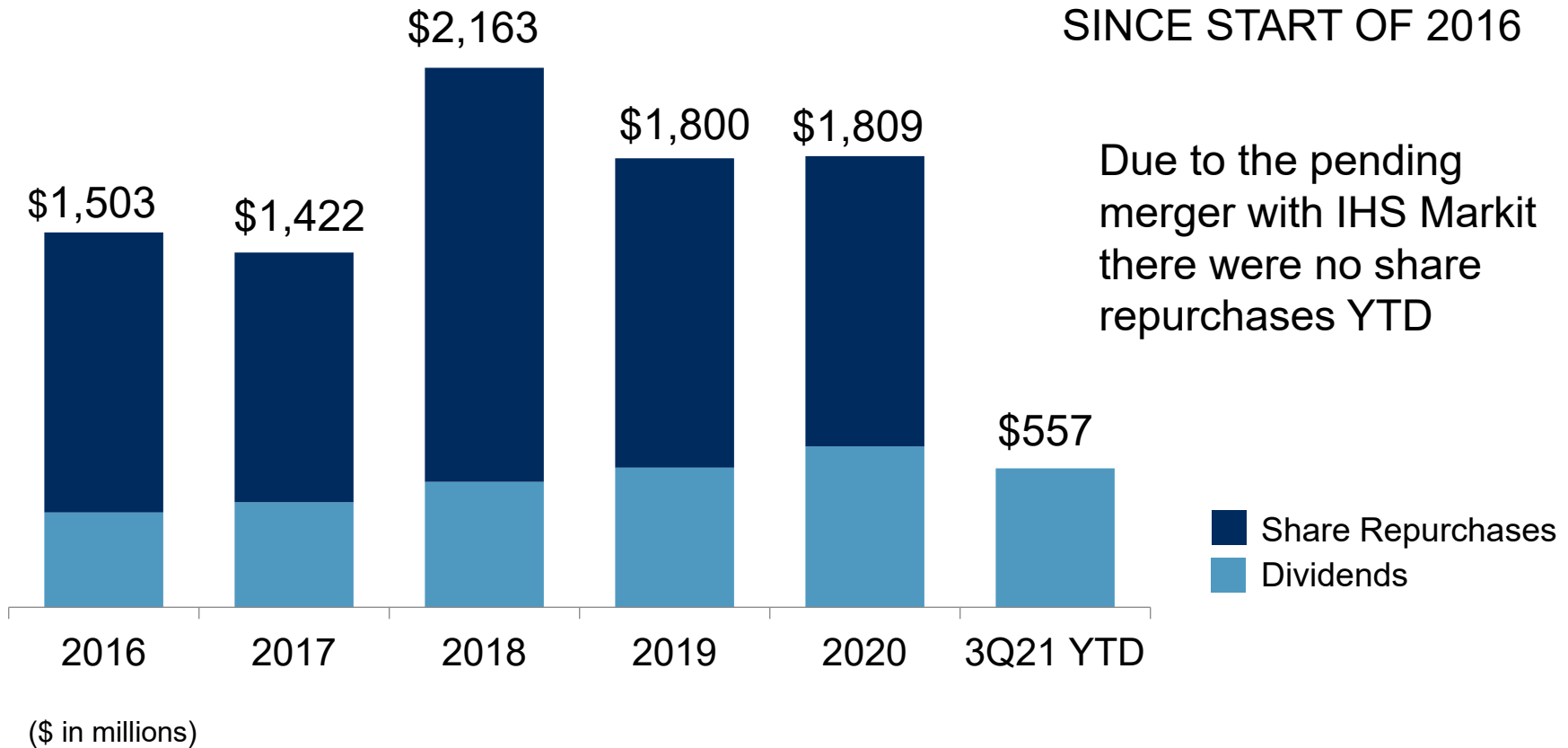
The need for **Private Asset, SME, and Supply Chain analytics** and research is soaring from financial institutions and corporates.

Consistent track record of returning cash to shareholders

RETURNED

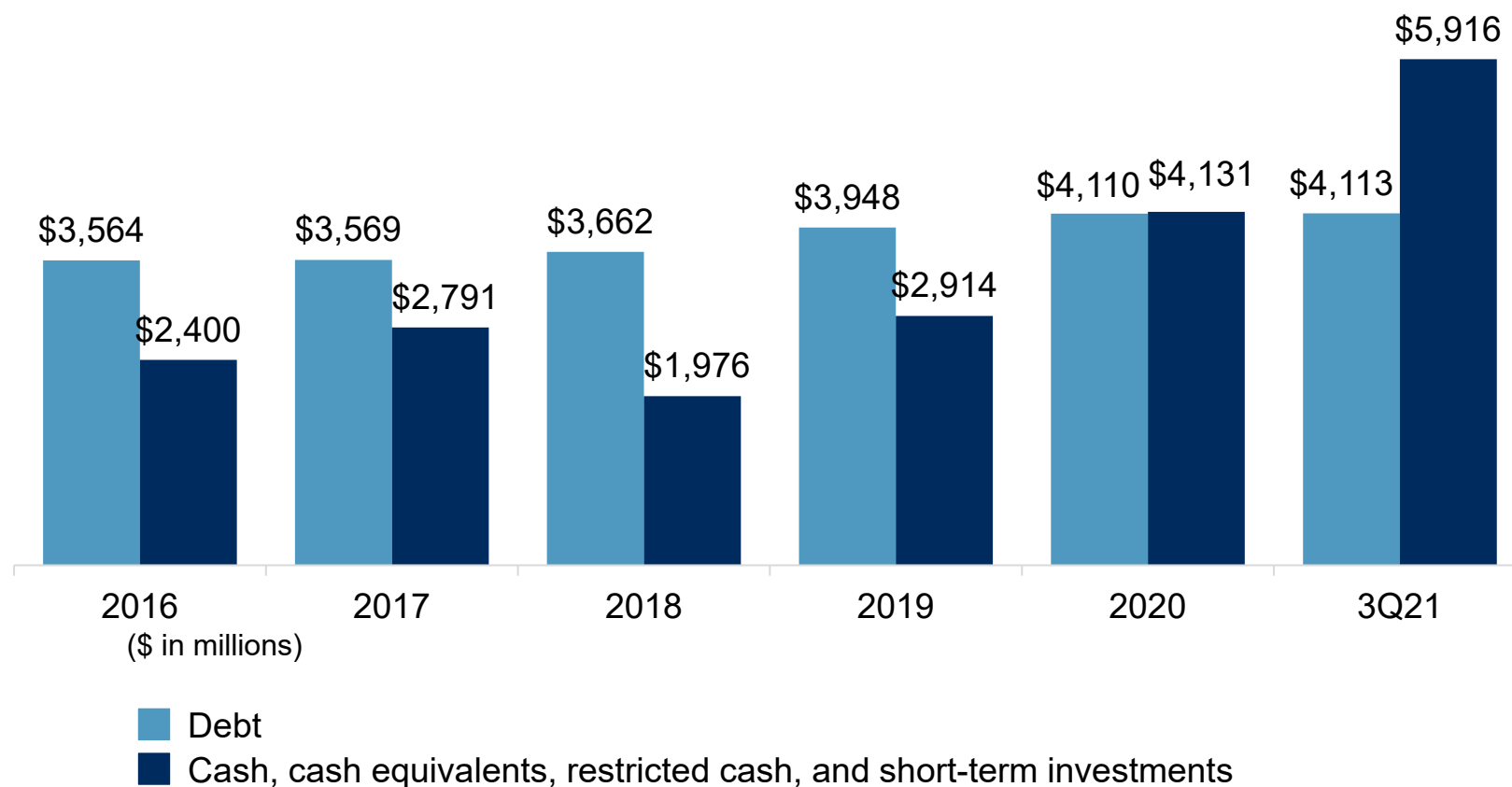
\$9.3 Billion

SINCE START OF 2016



Cash position temporarily elevated

Period-end debt and cash positions



IHS Markit merger strengthens and accelerates our Powering the Markets of the Future strategy



Enhances **customer value proposition** with unique, highly **complementary assets**



Builds scale and joint offerings in **high growth markets** and leverages **innovation and technology capability**, including Kensho and IHS Markit Data Lake



Accelerates growth and creates a pro forma portfolio with **76% recurring revenue**, balanced across major industry segments



Delivers expected **cost synergies of \$530M - \$580M** and **revenue synergies of \$330M - \$360M**



Maintains a **strong balance sheet** and **produces substantial free cash flow**, enhancing flexibility for capital return and M&A and driving adjusted diluted EPS accretion by the end of Year 2



Combines industry-leading talent, underpinning best-in-class execution

2021 key strategic initiatives



Global

- Build on recent product launches in China
- Expand Platts and Ratings capabilities in Asia



Customer Orientation

- Deliver on the S&P Global Platform initiatives
- Augment Indices solutions to address evolving market needs
- Expand Platts offerings in Ag, shipping, and petrochemicals
- Broaden Rating360[®] asset-class coverage



Innovation and Technology


- Bolster data management and systems capabilities to support growth
- Leverage technology to create new products and enhancements
- Utilize technology to improve customer experience
- Enhance data extraction and data ingestion capabilities



ESG

- Integrate company-wide ESG offerings and commercialization
- Create new ESG products around energy transition, climate, private markets, nature & biodiversity
- Extend ESG coverage and integrate with traditional data sets

Kensho capabilities embedded throughout the Company with a robust pipeline of projects



Automation



Reduced Time to Market



Enhanced Capabilities

- **OmniSearch** – New search tool added to MI platform uses machine-learning to enable intuitive search capabilities
- **Kensho Link** – Facilitated dataset expansion of 11 million entities from CreditSafe, Prequin and IPQwery
- **Kensho NERD** – Entity extraction system optimized for business-related documents
- **Kensho Extract** – Enables information to be replicated exactly as represented in the original document or standardized table
- **Platts MOC** – Kensho-enhanced oil and gas price assessments
- **Kensho Scribe** – 38,000 conference call transcripts created each year covering 1,500 companies
- **New Economies Indices** – Innovative methodology to generate unique indices

2020 new product launches showcase technology expertise

- **Marketplace:** Offers more than 140 content and solution tiles including Kensho Scribe and Link
- **Snowflake partnership:** Provides clients cloud-agnostic delivery options
- **RiskGauge:** Includes data on over 50 million SMEs
- **ProSpread™:** Automates data extraction from financial statements
- **Platts Platform:** Consolidates and delivers real-time data to customers
- **S&P Riskcasting Indices:** Indices that adjust positions based on market signals
- **S&P Kensho Moonshots Index:** Quantitatively measures a company's propensity to innovate; ETF recently launched by Direxion
- **Ratings360®** launched for CLOs and enhanced for government clients

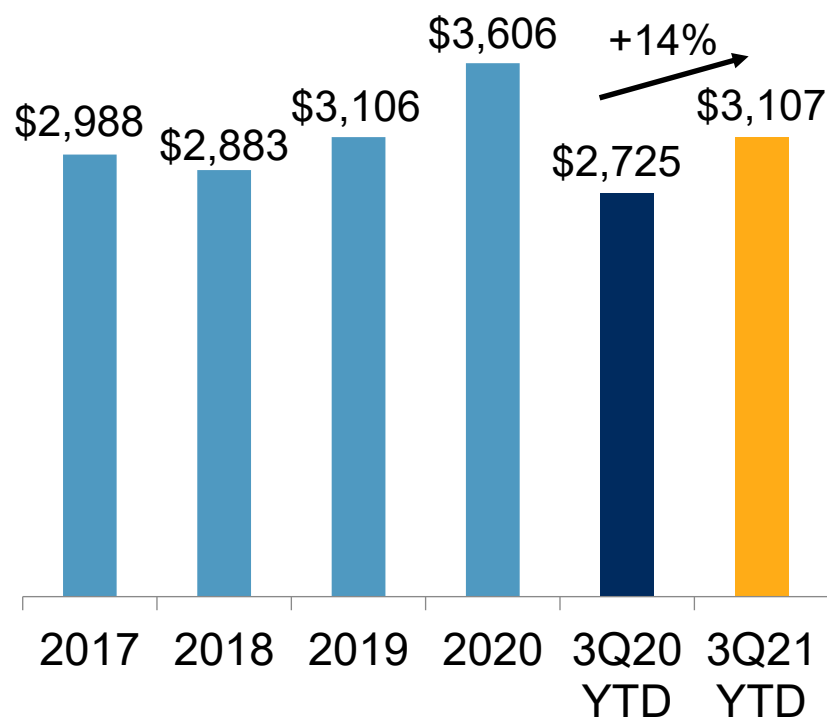
In 2019, S&P Global officially launched its domestic credit-rating business in China

- First approval for a company wholly owned by an international CRA to rate domestic Chinese bonds
- Authorized to rate issuers and issuances from:
 - Financial institutions
 - Corporates
 - Structured finance bonds
 - Renminbi denominated bonds
- China is the 3rd largest bond market in the world
- Annual corporate issuance is approximately \$1 trillion
- We entered the market with a greenfield operation
- We issued our first rating in June 2019



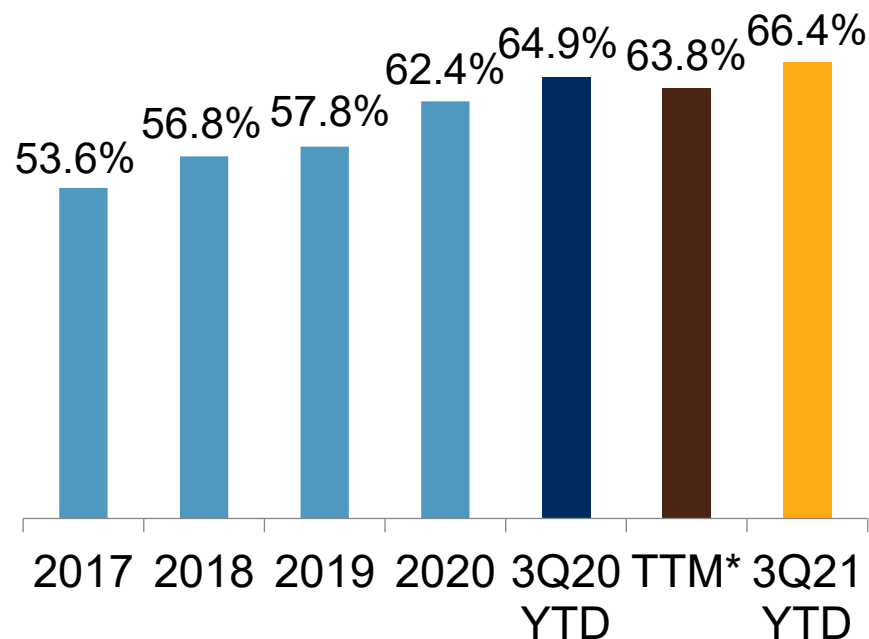
Ratings financial snapshot

Revenue
3-year CAGR: 6%



(\$ in millions)

Adjusted Operating Profit Margin**

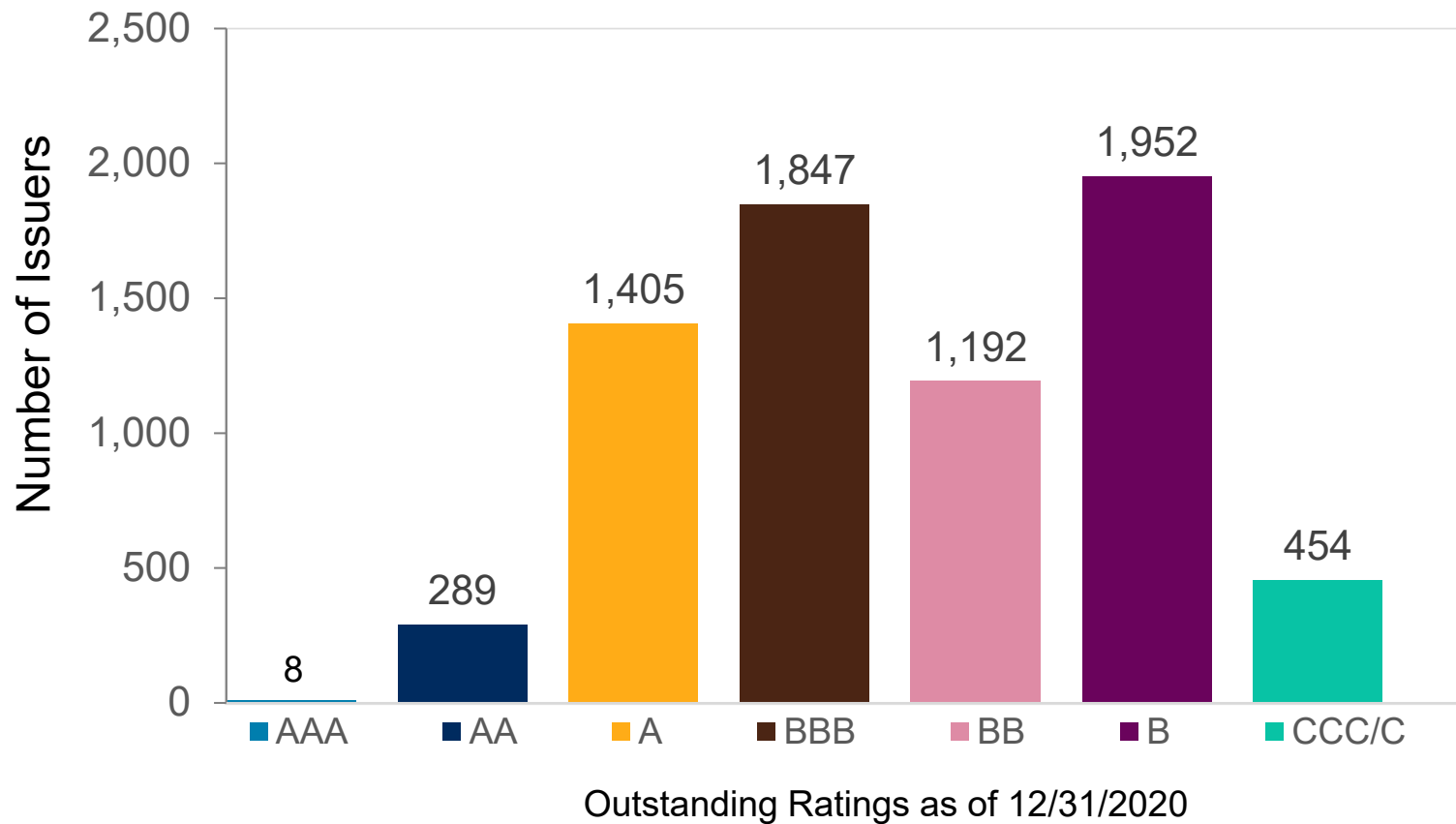


* 3Q 2021 trailing twelve months

** 2018 and 2019 results reflect the recast for the allocation methodology change of technology-related expenses in 1Q 2020

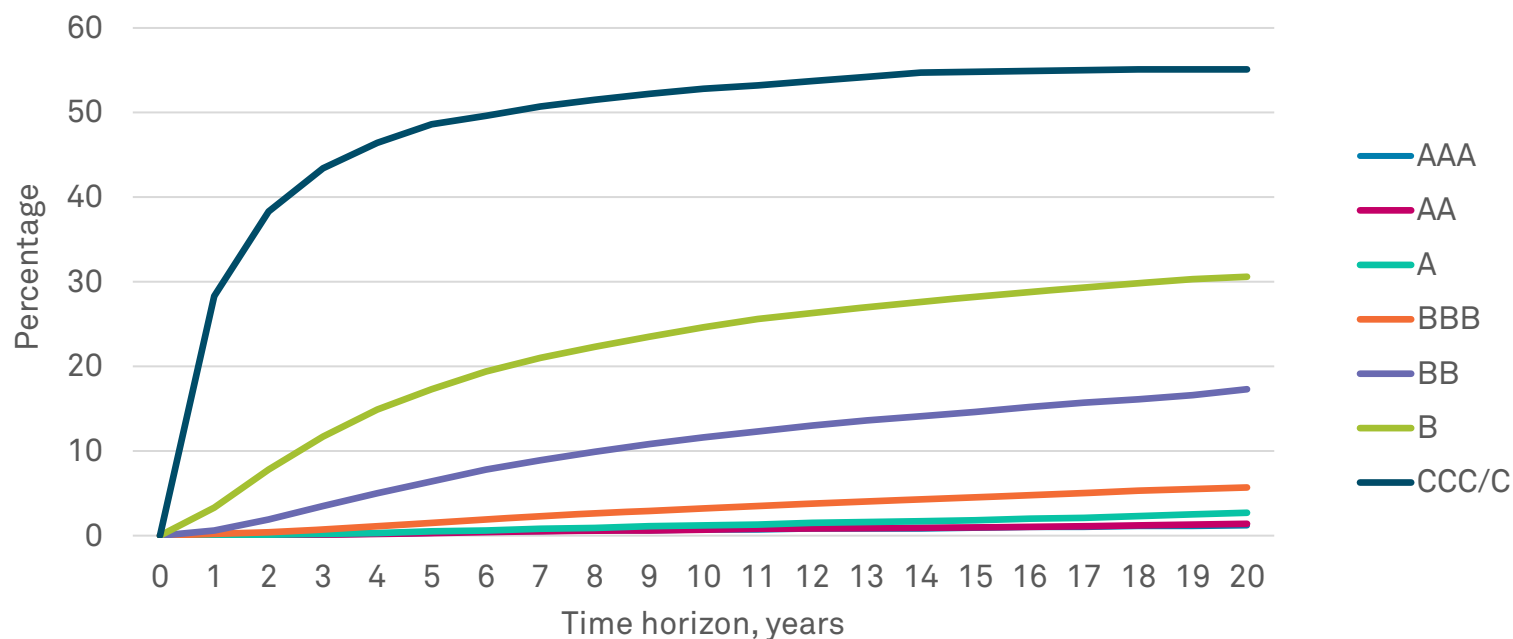
Global ratings by S&P Global Ratings reflect full breadth of ratings spectrum

Bond Ratings (Global Corporates)



Ratings help investors gauge the risk of default

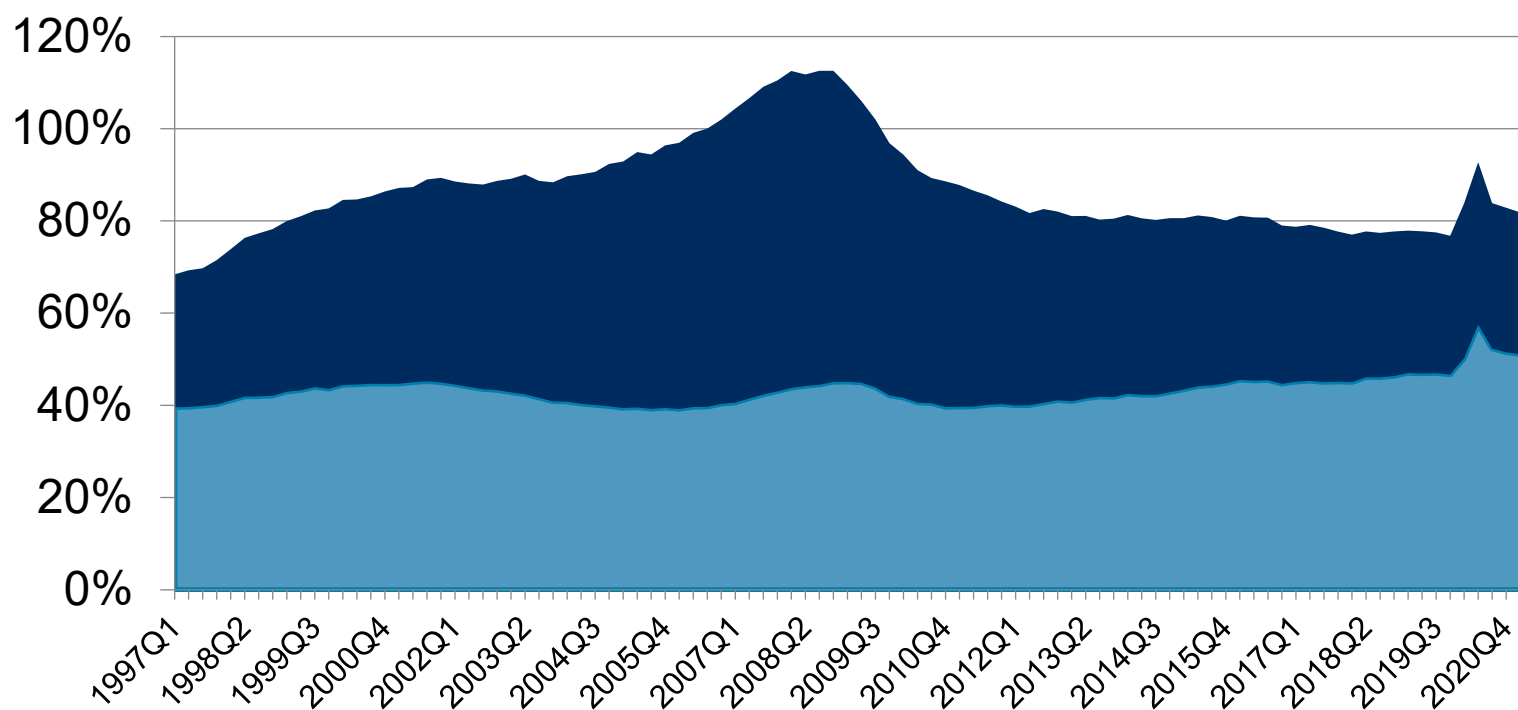
Global Corporates Average Cumulative Default Rates, 1981 - 2020



Source: S&P Global Ratings Research, "Default, Transition, and Recovery: 2020 Annual Global Corporate Default Study and Rating Transitions," April 7, 2021, Chart 4

U.S. corporate debt as a share of U.S. GDP (nominal)

■ Financial Corporate Debt (Ex GSE) / U.S. GDP
■ Non-Financial Corporate Debt (Ex GSE) / U.S. GDP

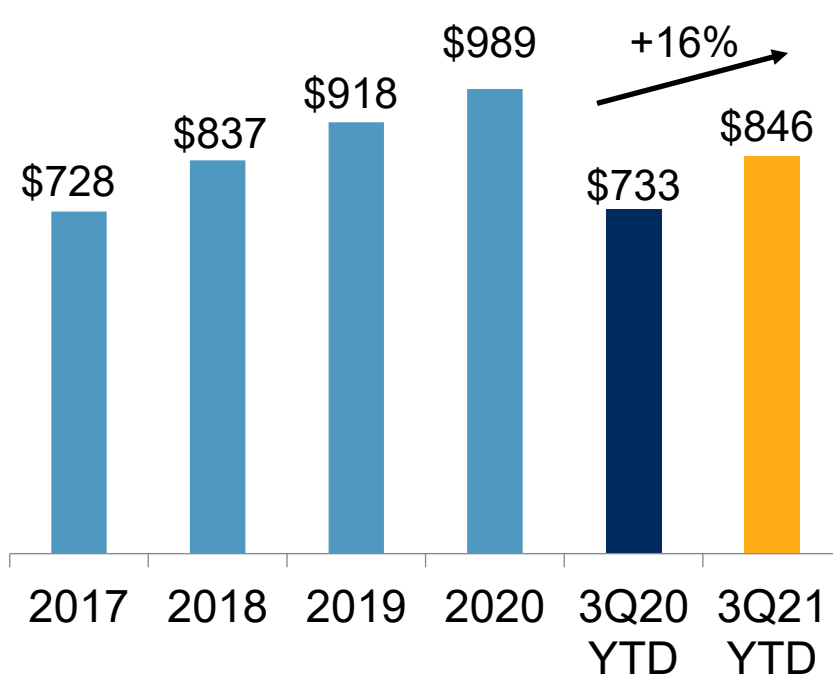


Credit market instruments including bonds, commercial paper, and loans, excluding agency and GSE-backed securities from financials.

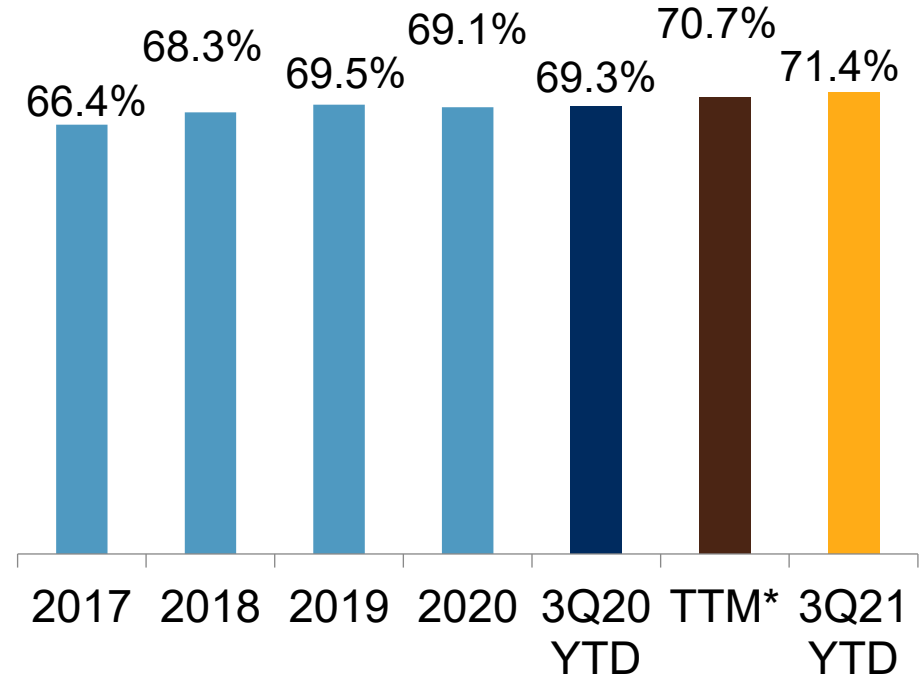
Sources: U.S. Federal Reserve and S&P Global Fixed Income Research

S&P Dow Jones Indices financial snapshot

Revenue
3-year CAGR: 11 %



Adjusted Operating Profit Margin**



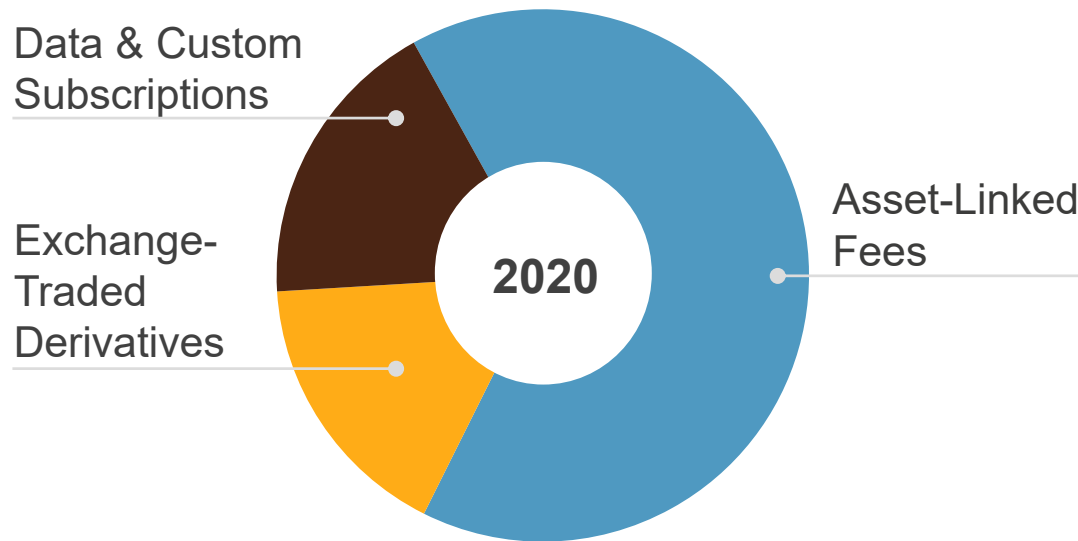
(\$ in millions)

* 3Q 2021 trailing twelve months

** 2018 and 2019 results reflect the recast for the allocation methodology change of technology-related expenses in 1Q 2020

S&P Dow Jones Indices revenue mix

At the forefront of passive investing



AREAS OF FOCUS:

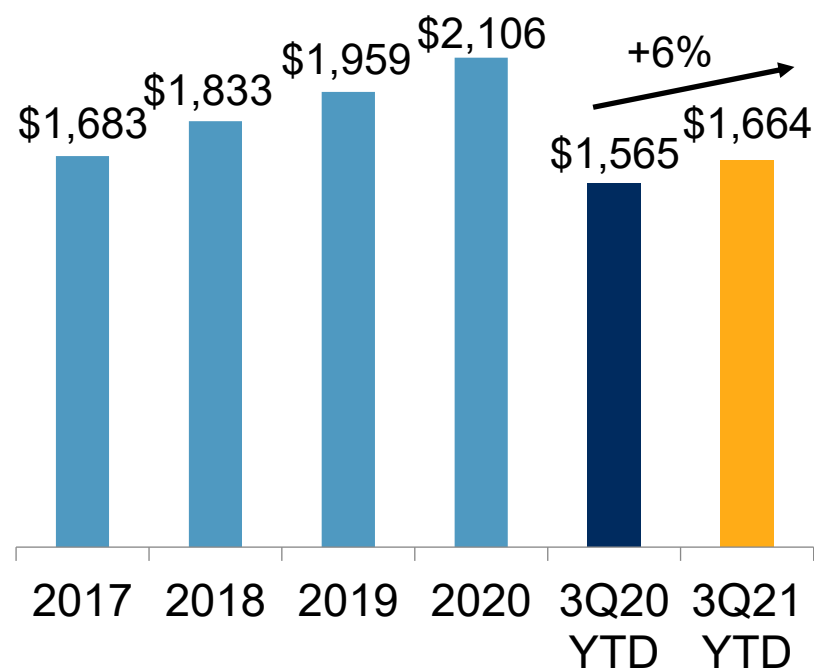
Continue index innovation (e.g. factors, smart beta, ESG)

Expand local presence in emerging markets

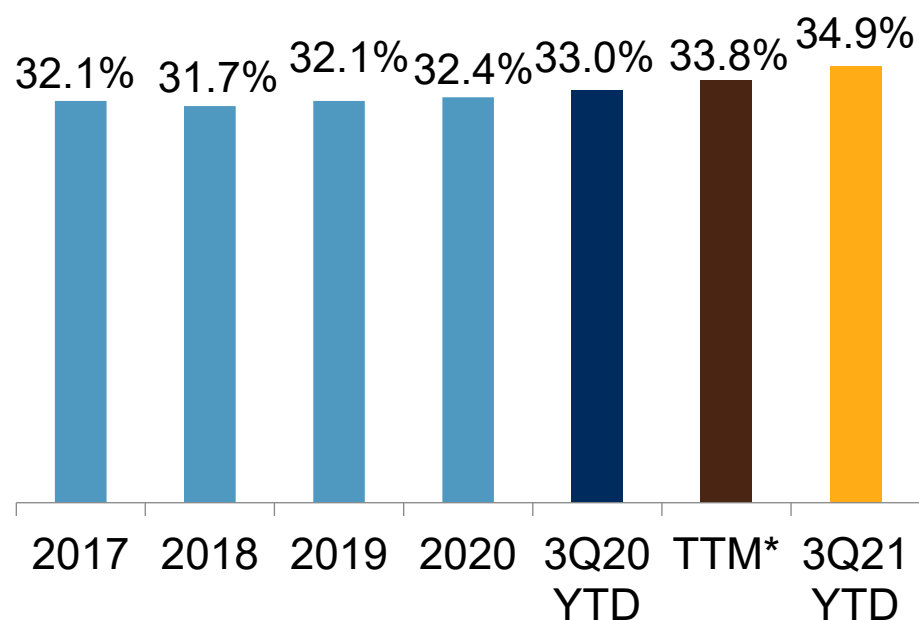
Increase global indices awareness

Market Intelligence financial snapshot

Revenue
3-year CAGR: 8%



Adjusted Operating Profit Margin**



(\$ in millions)

* 3Q 2021 trailing twelve months

** 2018 and 2019 results reflect the recast for the allocation methodology change of technology-related expenses in 1Q 2020

S&P Global Market Intelligence

Desktop

Data Management Solutions

Credit Risk Solutions

AREAS OF FOCUS:

Deliver on S&P Global platform initiatives

Transition Capital IQ users to the new Capital IQ Pro platform

Continue to add unique content and analytical tools

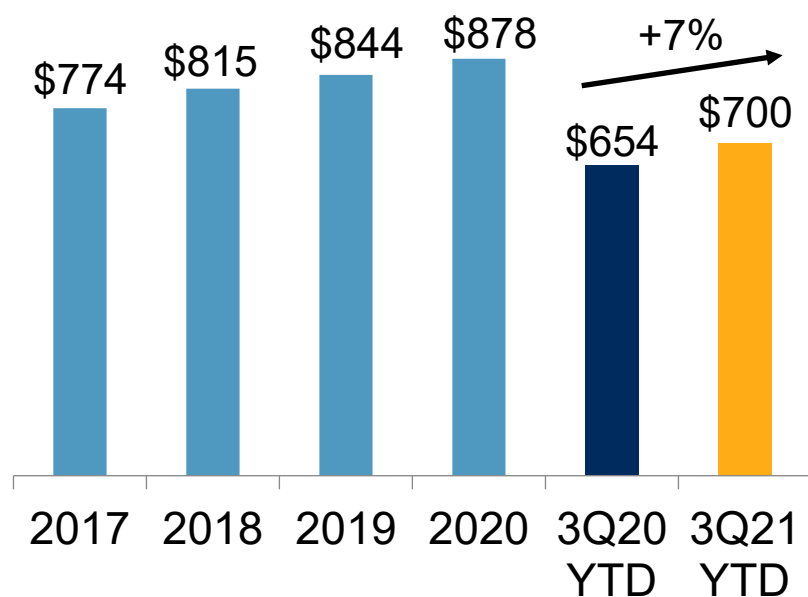
RECENTLY ACQUIRED:

451 Research – Technology industry data

RateWatch – Bank data & analytics

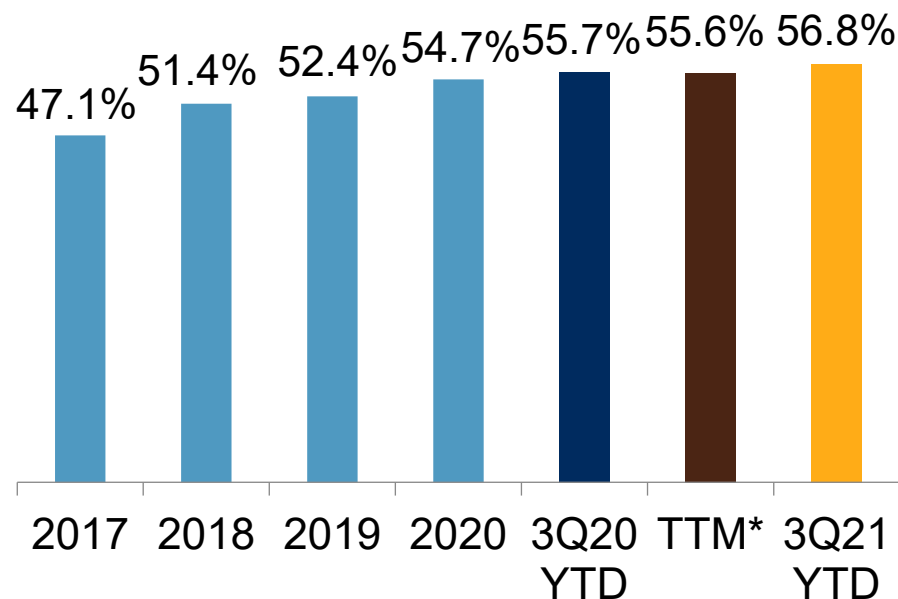
S&P Global Platts financial snapshot

Revenue
Platts 3-year CAGR: 4%



(\$ in millions)

Adjusted Operating Profit Margin**



* 3Q 2021 trailing twelve months

** 2018 and 2019 results reflect the recast for the allocation methodology change of technology-related expenses in 1Q 2020

S&P Global Platts

Revenue generated from subscriptions and licensing for derivative trading

Thousands of daily price assessments

Comprehensive coverage across commodity markets

AREAS OF FOCUS:

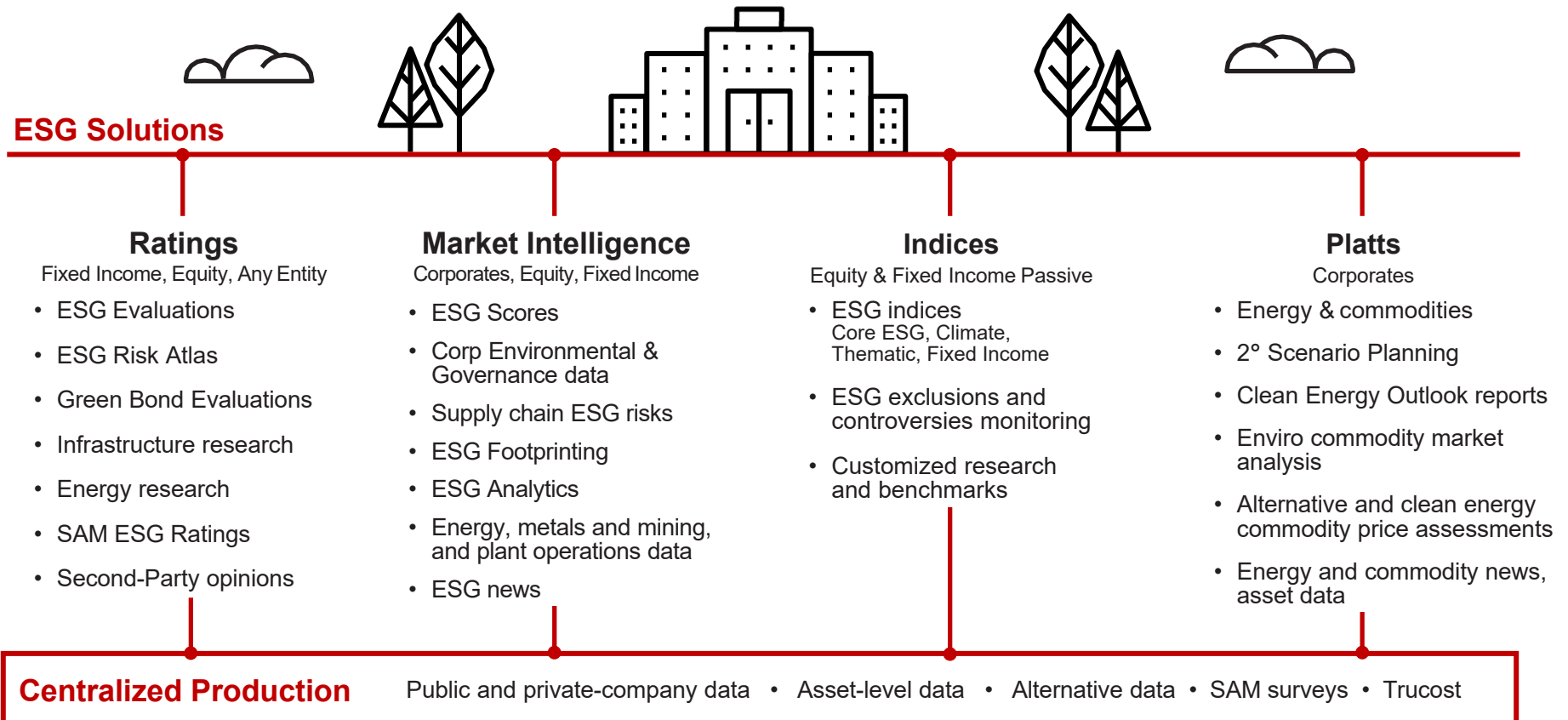
Create world-class capability in trade flow analytics

Pursue unique benchmarks in new regions and markets

Develop exchange relationships in new markets / geographies



S&P Global has a growing range of ESG solutions linked to a centralized production of content



ESG performance highlights

We see ESG as an essential component of **sustainable company performance**

Environmental



Introduced commitment to Net-Zero emissions by 2040

Shared our expertise with change-making sustainability organizations such as the Financial Stability Board's Task Force on Climate Related Financial Disclosures

20% of facilities ISO 14001 EMS certified with plans to continue certification in key offices

Decreased paper use by 57% since 2013, surpassing our 2018 goal of 15%

Neutralized emissions from employee travel earning the official CarbonNeutral® Travel certification



Social



Ensuring a diverse & inclusive culture is set from the top through recruitment strategies and partnerships

Invested more than \$8.5 million in the development of our employees

Launched EssentialTech initiative to train employees for the future of work. Nearly 14,000 have taken the 1st course -Automation, Machine Learning & AI

Clear alignment between the business priorities, talent agenda, and workforce planning for critical roles and emerging talent

Governance



All directors (other than the CEO) are independent and the Chairman and CEO roles are separated

100% response rate on our annual Code of Business Ethics employee & manager training

Pay for Performance philosophy

Strong oversight over strategy and risk

Focus on Board refreshment; current members have an average tenure of 6.5 years

Strategic priority for board diversity, 4/12 Directors are women and 2 are African American



Key governance highlights

Accountability	Board Independence & Refreshment	Compensation & Risk Management
Annual elections for directors	Independent Chairman of the Board	Equity Ownership Requirements for directors and executive officers
Majority voting in uncontested director elections	All directors except our CEO are independent	“Double trigger” vesting of equity-based awards upon a change in control
Special meeting rights for shareholders holding 25% or more of the voting stock	Executive sessions of independent directors every Board meeting, with and without CEO present	Pay recovery policy or “clawback” applicable to employees under Company policy and S&P Global Ratings policy
Proxy access right for shareholders holding at least 3% of our outstanding shares for at least three years to nominate up to two directors or 20% of the Board, whichever is greater	Our nominees have an average tenure of 6.5 years and half of our nominees have been members of the Board for five years or less	Anti-hedging and anti-pledging policy for directors and executive officers
Annual performance evaluations of the Board and each committee	Retirement age prevents directors from standing for re-election after reaching age 72, absent special exception	Risk oversight, including succession planning, by the Board and committees

ESG awards & recognition



CEO **ACTION** FOR DIVERSITY & INCLUSION

BEST
ADOPTION-FRIENDLY
WORKPLACE

signature program
Dave Thomas
Foundation for Adoption.



MEMBER OF
Dow Jones
Sustainability Indices
In Collaboration with RobecoSAM



BMO 2021 Growth & ESG Conference

Chip Merritt
SVP Investor Relations

December 8, 2021